



MARTOC  
REPORT  
FISCAL  
YEAR  
2023



August 31, 2023

The Honorable Deborah Silcox  
Chair, Metropolitan Atlanta Rapid Transit Overview Committee  
408-A Coverdell Legislative Office Building  
Atlanta, GA 30334

Dear Chair Silcox:

MARTA is pleased to present our annual report to the Metropolitan Atlanta Rapid Transit Overview Committee (MARTOC), prepared in accordance with the requirements established by Sections 14A and 17G of the MARTA Act. This report contains information about the 2023 fiscal year, covering the period from July 1, 2022, to June 30, 2023.

MARTA continued to advance State of Good Repair projects, including progress on the escalator, elevator, station rehabilitation, track renovation, and the finalization of the new CQ400 rail cars. Expansion projects also progressed, with the groundbreaking of the region's first bus rapid transit (BRT), which will be known as MARTA RAPID. The MARTA Police Department (MPD) received the American Public Transportation Association (APTA) 2023 Rail Security Gold Award for heavy rail stations for its outstanding security programs, specifically the Joint Bike Patrol Team partnership with the Atlanta Police Department.

As required by the MARTA Act, verified copies of this report will be filed with MARTOC, the presiding officers of the State Senate and State House of Representatives, and the State Auditor, as well as the governing authorities of each county and the largest municipality in the area served by MARTA. The report will be appropriately advertised, available at MARTA headquarters for public inspection and posted on the Authority's website.

As Chair of the Board and General Manager/Chief Executive Officer of MARTA, we verify the contents of this report to be as accurate and complete as reasonably possible and in compliance with our understanding of the requirements of the legislation mentioned above. We have made every attempt to provide comprehensive information within this document. Should any additional information or clarification be required, please do not hesitate to contact us at 404-848-5352.

Sincerely,



W. Thomas Worthy  
Chair, Board of Directors



Collie J. Greenwood,  
General Manager/CEO


cc: Members, Metropolitan Atlanta Rapid Transit Overview Committee  
Governor, State of Georgia  
Lieutenant Governor, State of Georgia  
Speaker, Georgia House of Representatives  
Auditor, State of Georgia

Mayor, City of Atlanta  
Members, Atlanta City Council  
Chair, Clayton County Board of Commissioners  
Members, Clayton County Board of Commissioners  
CEO, DeKalb County  
Members, DeKalb County Board of Commissioners  
Chair, Fulton County Board of Commissioners  
Members, Fulton County Board of Commissioners


**REPORT VERIFICATION**


Personally appeared before me, the undersigned authority duly authorized to administer oaths, P. THOMAS WORTHY, Chair, Board of Directors of the Metropolitan Atlanta Rapid Transit Authority, and COLLIE GREENWOOD, General Manager/Chief Executive Officer, each of whom on oath individually deposes and says that the information outlined in the foregoing attached statement submitted pursuant to the requirements of Section 14A and 17G of the MARTA Act, as amended, is true and correct to the best of their knowledge and belief.

As to **W. THOMAS WORTHY**:


  
\_\_\_\_\_  
W. Thomas Worthy  
Chair, Board of Directors  
Metropolitan Atlanta Rapid Transit Authority

Sworn to and subscribed before me this  
24<sup>th</sup> day of August 2023.

  
\_\_\_\_\_  
Notary Public



As to **COLLIE GREENWOOD**:

  
\_\_\_\_\_  
Collie J. Greenwood  
General Manager/CEO  
Metropolitan Atlanta Rapid Transit Authority

Sworn to and subscribed before me this  
24<sup>th</sup> day of August 2023.

  
\_\_\_\_\_  
Notary Public



# **METROPOLITAN ATLANTA RAPID TRANSIT AUTHORITY**

## **FINANCIAL STATEMENTS**

### **OPERATING AND CAPITAL CONSOLIDATED FINANCIAL STATEMENT**

This report reflects a consolidated summary of the Statement of Operating Revenues and Expenses and the Statement of Capital Sources and Expenditures. This report is unaudited. Please see the following page for details on the referenced statements.

#### **STATEMENT OF OPERATING REVENUES AND EXPENSES**

This report includes all revenue and expenses that are considered operating items per the MARTA Act. This report does not include any year-end reclassifications or adjustments that are routine to any year-end close-out. In addition, this report does not include any possible recommended adjustments from the external auditors; it is unaudited. This report is not meant to serve as MARTA's official financial statements. MARTA financial statements are prepared in accordance to Generally Accepted Accounting Principles. The referenced financial statements will be audited by an independent accounting firm and will be available in hard copy by December 2023.

#### **STATEMENT OF CAPITAL SOURCES AND EXPENDITURES**

This report reflects all sources of funds available to cover capital expenditures for FY 2023. It also details all capital expenditures, bond debt and related bond costs covered under the sources of funds. This report does not include any year-end reclassifications or adjustments that are routine to any year-end close-out. In addition, this report does not include any possible recommended adjustments from the external auditors; it is unaudited. This report is not meant to serve as MARTA's official financial statements. MARTA financial statements are prepared in accordance to Generally Accepted Accounting Principles. The referenced financial statements will be audited by an independent accounting firm and will be available in hard copy by December 2023.

**Metropolitan Atlanta Rapid Transit Authority**  
**Operating and Capital Consolidated Financial Statement**  
**June 30, 2023**  
**(Unaudited)**

Operating Revenue	\$ 681,254,629
Capital Funding	558,299,398
<b>Total Operating Revenue and Capital Funding</b>	<b><u>\$ 1,239,554,027</u></b>
Operating Expenses	\$ 583,651,904
Capital Expenditures	457,495,919
<b>Total Operating Expenses and Capital Expenditures</b>	<b><u>\$ 1,041,147,823</u></b>

**Metropolitan Atlanta Rapid Transit Authority**  
**Statement of Operating Revenues and Expenses**  
**June 30, 2023**  
**(Unaudited)**

**Revenues:**

Operating Sales Tax	\$	331,739,288
Passenger Revenue		72,271,101
Ad Valorem Tax		33,466,796
Station Parking		1,785,899
Lease Income		10,048,284
Federal Assistance		212,525,336
Other Operating Revenue		19,417,925

**Total Operating Revenues**

\$ 681,254,629

**Expenses:**

Salaries	\$	288,683,811
Benefits		123,364,337
Contractual Services		101,558,525
Materials & Supplies		56,783,882
Other Operating Expenses		15,451,167
Casualty & Liability		37,995,162
Other Non-Operating/ Misc		3,299,704
Expense Allocated to Capital Projects		(43,484,686)

**Total Operating Expenses**

\$ 583,651,904

**Metropolitan Atlanta Rapid Transit Authority**  
**Statement of Capital Sources and Expenditures**  
**June 30, 2023**  
**(Unaudited)**

**Capital Sources:**

FY22 Beginning Capital Balance	\$ 125,631,974
Sales Tax	374,088,985
Financing Baseline Program	0
Investment & Other Income	2,513,278
Federal Capital Assistance	43,509,545
State Capital Grants	12,555,616

**Total Capital Sources**

\$ 558,299,398

**Capital Expenditures:**

Capital Programs

Vehicles	72,956,271
Facilities & Stations	59,701,257
Maintenance of Way	28,136,769
Systems	78,037,118
Non-Asset	51,116,178
More Marta Clayton Expansion	4,184,429
More Marta COA Expansion	19,814,604

**Total Capital Programs**

\$ 313,946,626

Bond Debt and Other Bond Costs

\$ 143,549,293

**Total Expenditures**

\$ 457,495,919

**METROPOLITAN ATLANTA RAPID  
TRANSIT AUTHORITY  
PAYMENTS AND CONTRACTS \$20,000 OR  
MORE**

This report lists all entities receiving more than \$20,000 during FY 2023 and the total amounts paid to them during the year, with some exclusions. Entities receiving funds withheld from employees' salaries, such as pension trustees, the transit union and those entities receiving tax withholdings are excluded.

This report also lists all contracts greater than \$20,000 entered into by MARTA for the procurement of equipment, supplies or construction as well as professional services and consultant contracts.



**METROPOLITAN ATLANTA RAPID TRANSIT AUTHORITY**

**PAYMENTS AND CONTRACTS \$20,000 OR MORE**

**(FOR THE PERIOD OF JULY 1, 2022 THROUGH JUNE 30, 2023)**

NAME	PURPOSE		AWARD DATE	BASE TERM W/ OPTIONS	AWARD AMOUNT	PAYMENTS MADE VIA SMALL PURCHASES, PO OR OTHER	TOTAL CONTRACT VALUE PAID TO DATE IN AP	TOTAL PAID IN FY 23
770GOODLAW, H.Q. ALEX NGUYEN LAW FIRM, LLC	LEGAL SETTLEMENT							\$ 167,612.00
A CUSTOMER'S POINT OF VIEW, INC.	MARTA'S MYSTERY CUSTOMER PROGRAM	P41113	9/20/2018	One (1) Year w/Four (4) One (1) Year	\$ 540,000.00		\$ 452,850.00	\$ 102,375.00
A NATIONAL TRANSIT LLC (previously Gresham Transportation)	SUPPLEMENTAL MOBILITY OPERATIONS AND MAINTENANCE SERVICES	P43706	4/1/2019 (Full Notice to Proceed 4/1/2020)	Four (4) Years w/One (1) One (1) Year	\$ 40,926,184.33		\$ 6,187,416.78	\$ 4,290,955.78
AA ELECTRIC INC.	TRACTION MOTOR OPTICAL ENCODERS - STOCK INVENTORY PARTS	B46549	1/19/2021	Five (5) Years	\$ 2,727,810.00		\$ 1,650,345.00	\$ 1,100,970.72
A-ACTION JANITORIAL SERVICE, INC.	FACILITY-WIDE JANITORIAL SERVICES	B47309A	10/1/2021	Two (2) Years w/Three (3) One (1) Year	\$ 2,597,707.95		\$ 852,390.54	\$ 511,928.22
AC & DC POWER TECHNOLOGIES	TRACTION POWER CONTROL BATTERIES	Q46420-A	1/14/2022	One (1) Year	\$ 128,195.36		\$ 106,976.56	\$ 54,850.00
AC SWEEPERS AND MAINTENANCE, INC	PARKING LOT SWEEPING	B50151	5/3/2023	Two (2) Years w/Two (2) One (1) Year	\$ 2,059,035.52		\$ 62,130.00	\$ 30,690.00
ACTION TARGET	SHOOTING RANGE TARGET MAINTENANCE, REPAIR, UPGRADE AND INSTALLATION					\$ 43,413.66		\$ 43,413.66
ACTION TIRE CO.	PROCUREMENT OF NON-REVENUE VEHICLE TIRES	B40864	4/29/2021	Three (3) Years w/Two (2) One (1) Year	\$ 580,747.50		\$ 139,979.22	\$ 22,084.68
ADCO BILLING SOLUTION LP	WORKERS COMPENSATION MEDICAL PAYMENTS							\$ 29,730.22
AED BRANDS, LLC	AUTOMATED EXTERNAL DEFIBRILLATORS	Q43610A	3/24/2020	Three (3) Years	\$ 250,812.99		\$ 195,218.90	\$ 44,394.35
AHEAD, INC.	PREZI BUSINESS LICENSE RENEWAL SUBSCRIPTIONS					\$ 26,106.00		\$ 26,106.00

**METROPOLITAN ATLANTA RAPID TRANSIT AUTHORITY**

**PAYMENTS AND CONTRACTS \$20,000 OR MORE**

**(FOR THE PERIOD OF JULY 1, 2022 THROUGH JUNE 30, 2023)**

NAME	PURPOSE		AWARD DATE	BASE TERM W/ OPTIONS	AWARD AMOUNT	PAYMENTS MADE VIA SMALL PURCHASES, PO OR OTHER	TOTAL CONTRACT VALUE PAID TO DATE IN AP	TOTAL PAID IN FY 23
ALEXANDER SHUNNARAH GULF COAST, LLP	LEGAL SETTLEMENT							\$ 56,500.00
ALEMBA GROUP INC	INFORMATION TECHNOLOGY SERVICE MANAGEMENT (ITSM) APPLICATION	P48536	7/7/2022	Two (2) Years	\$ 176,150.00		\$ 108,050.00	\$ 108,050.00
ALSTOM SIGNALING, INC.	TRAIN CONTROL AND SCADA SYSTEMS UPGRADE	P15120	12/9/2010	Twelve (12) Years w/Two (2), 5 year maintenance	\$ 116,987,986.98		\$ 23,247,434.68	\$ 6,993,374.16
ALSTOM SIGNALING, INC.	STOCK, RAIL CAR PARTS					\$ 141,896.10		\$ 141,896.10
ALSTOM SIGNALING, INC.	STOCK, TOOLS & SUPPLIES					\$ 523,049.96		\$ 523,049.96
ALSTOM TRANSPORT USA INC., FORMERLY BOMBARDIER TRANS.	STOCK, RAIL CAR PARTS					\$ 463,310.00		\$ 463,310.00
AMERICAN PUBLIC TRANSPORTATION	MEMBERSHIP DUES AND LEADERSHIP TRAINING							\$ 87,250.00
AMERICAN TOWERS, INC.	LEASE AGREEMENT FOR RADIO ANTENNA - ALPHARETTA GRID #26001 & UNION CITY SITE 155/ #26047	L40123	5/16/2002	Five (5) Years w/Four (4), five (5) Year	\$ 2,659,765.11		\$ 416,269.20	\$ 130,802.40
ANTHEM BLUE CROSS BLUE SHIELD	GROUP HEALTH AND WELLNESS INSURANCE COVERAGES	P43938	7/1/2020	Three (3) Years w/Two (2) One (1) Year	\$ 558,203,229.55		\$ 167,381,857.06	\$ 54,367,118.82
ARCADIS U. S., INC	ON-CALL CLAIMS ANALYSIS SERVICES	P47040	11/29/2021	Three (3) Years w/One (1) One (1) Year	\$ 2,000,000.00		\$ 244,136.33	\$ 244,136.33
ARCHER WESTERN CONSTRUCTION, LLC	TUNNEL VENTILATION SYSTEM REHABILITATION RELEASE OF RETENTION	P28659	10/23/2015					\$ 4,447,913.58
ARCHER WESTERN CONSTRUCTION, LLC	TUNNEL VENTILATION SYSTEM REHABILITATION AND RENEWAL	P28659	10/23/2015	Six (6) Years	\$ 178,758,100.00		\$ 175,414,210.00	\$ 2,360,775.40

**METROPOLITAN ATLANTA RAPID TRANSIT AUTHORITY**

**PAYMENTS AND CONTRACTS \$20,000 OR MORE**

**(FOR THE PERIOD OF JULY 1, 2022 THROUGH JUNE 30, 2023)**

NAME	PURPOSE		AWARD DATE	BASE TERM W/ OPTIONS	AWARD AMOUNT	PAYMENTS MADE VIA SMALL PURCHASES, PO OR OTHER	TOTAL CONTRACT VALUE PAID TO DATE IN AP	TOTAL PAID IN FY 23
ARGO INCORPORATED	CONSULTING SERVICES FOR BUSINESS OPERATIONS LEADERSHIP ASSESSMENT	L50215	9/12/2022	Four (4) Months	\$ 142,376.00		\$ 137,355.58	\$ 137,355.58
ASHE, STANFORD F	WORKERS' COMPENSATION LOST WAGE PAYMENT							\$ 24,614.20
ASK REPLY, INC.	PROFESSIONAL SERVICES FOR B2GNOW SOFTWARE MAINTENANCE AND SUPOPRT	L45246	11/26/2019	Six (6) Years	\$ 459,537.00		\$ 258,960.00	\$ 130,130.00
ASK-INNTAG, LLC	PROCUREMENT OF MARTA CONTACTLESS SMART CARD FARE MEDIA	B47281	7/6/2021	Two (2) Years w/Three (3) One (1) Year	\$ 4,725,450.00		\$ 1,054,271.80	\$ 659,766.80
ASSOCIATED FUEL SYSTEMS, INC.	NEW & REMANUFACTURED ENGINES AND OVERHAUL/REPAIRS GROUP 2	B46989	4/18/2022	Five (5) Years	\$ 26,793,242.77		\$ 42,671.81	\$ 42,671.81
ASTRA GROUP, INC.	FACILITY SECURITY ACCESS & SITE LIGHTING UPGRADES							\$ 21,208.20
ASTRA GROUP, INC.	PERRY BUS FACILITY SECURITY ACCESS & SITE LIGHTING UPGRADES	B31448	6/1/2017	545 days	\$ 2,398,888.00		\$ 844,289.71	\$ 36,536.19
AT&T	DIVERSE FIBER ROUTING FOR NETWORK INFRASTRUCTURE	P40186	12/7/2018	Five (5) Years	\$ 4,339,000.00		\$ 1,481,321.02	\$ 415,208.24
AT&T	VOICE AND DATA TELECOMMUNICATION SERVICES	P23964	2/22/2012	Ten (10) Years	\$ 10,201,654.00		\$ 1,285,890.92	\$ 58,935.36
AT&T	DATA TELECOMMUNICATION SERVICES BY AT&T	P38056	1/9/2017	Four (4) Years w/Three (3) One (1) Year	\$ 5,562,285.00		\$ 1,307,693.88	\$ 26,998.37
AT&T Corp	AUTHORITY-WIDE VOICE, INTERNET, AND DATA TELECOMMUNICATION SERVICES	P50059	6/9/2022	One (1) Year w/Four (4) One (1) Year	\$ 8,508,537.20		\$ 858,924.48	\$ 725,480.73
AT&T MOBILITY	STATE OF GEORGIA AUTHORITY WIDE WIRELESS COMMUNICATION DEVICES & SERVICES	P43091	6/23/2019	Three (3) Years	\$ 1,187,654.27		\$ 875,304.76	\$ 141,686.51

**METROPOLITAN ATLANTA RAPID TRANSIT AUTHORITY**

**PAYMENTS AND CONTRACTS \$20,000 OR MORE**

**(FOR THE PERIOD OF JULY 1, 2022 THROUGH JUNE 30, 2023)**

NAME	PURPOSE		AWARD DATE	BASE TERM W/ OPTIONS	AWARD AMOUNT	PAYMENTS MADE VIA SMALL PURCHASES, PO OR OTHER	TOTAL CONTRACT VALUE PAID TO DATE IN AP	TOTAL PAID IN FY 23
AT&T MOBILITY NATIONAL ACCOUNTS, LLC	PURCHASE OF DEVICES AND SERVICES FOR WIRELESS UNLIMITED SERVICES	P50152	7/1/2022	Two (2) Years w/One (1) One (1) Year	\$ 1,540,548.54		\$ 319,441.16	\$ 279,899.61
ATECH TRAINING, INC.	ELECTRICITY COURSEWARE, KEY PAD & CASE FOR BUS ENGINEERING					\$ 21,840.00		\$ 21,840.00
ATLANTA BELTLINE, INC	RECOMPENSE OF REMOVED TREES	L50234	9/22/2022	Two (2) Years	\$ 158,050.00		\$ 158,050.00	\$ 158,050.00
ATLANTA JOURNAL CONSTITUTION	ADS IN PRINT & ONLINE AT AJC.COM					\$ 130,295.00		\$ 32,982.00
ATLANTA TRANSPORTATION SYSTEMS, INC.	AIRPORT END OF LINE RAIL CAR CLEANING	P49173	8/15/2021	Seven (7) Years	\$ 759,480.00		\$ 372,180.76	\$ 85,834.84
AUTACO DEVELOPMENT, LLC	BUS STOP AMENITIES	P43079	6/18/2019	Five (5) Years	\$ 15,639,200.00		\$ 4,389,296.48	\$ 1,706,348.23
AVS CONSULTING, LLC DBA STONE, MCELROY & ASSOCIATES	PSYCHOLOGICAL ASSESSMENT PROGRAM	L45708	3/18/2020	Five (5) Years	\$ 345,960.00		\$ 139,555.00	\$ 54,910.00
AWC NETWORKS, LLC	WORKERS COMPENSATION MEDICAL PAYMENTS							\$ 49,083.78
AXIOM xCELL, INC.	FARE COLLECTION INSPECTION PROFESSIONAL SERVICES/SOFTWARE DEVELOPMENT	L46949	6/5/2020	One (1) Year	\$ 171,468.00		\$ 79,496.00	\$ 49,496.00
AXON ENTERPRISE, INC.	BODY WORN CAMERAS, VIDEO STORAGE AND ACCESSORIES	P47663	1/19/2021	Five (5) Years	\$ 3,357,744.50		\$ 2,045,904.50	\$ 655,920.00
B&S ELECTRIC SUPPLY CO, INC.	STOCK, RAIL CAR PARTS					\$ 49,800.00		\$ 49,800.00

**METROPOLITAN ATLANTA RAPID TRANSIT AUTHORITY**

**PAYMENTS AND CONTRACTS \$20,000 OR MORE**

**(FOR THE PERIOD OF JULY 1, 2022 THROUGH JUNE 30, 2023)**

NAME	PURPOSE		AWARD DATE	BASE TERM W/ OPTIONS	AWARD AMOUNT	PAYMENTS MADE VIA SMALL PURCHASES, PO OR OTHER	TOTAL CONTRACT VALUE PAID TO DATE IN AP	TOTAL PAID IN FY 23
B&W MECHANICAL CONTRACTORS, INC.	PLUMBING REPAIR AND INSTALLATION SERVICES	Q46366A	2/10/2021	Two (2) Years w/Three (3) One (1) Year	\$ 199,900.00		\$ 175,737.36	\$ 110,878.62
BACHELOR FORTUNE	LEGAL SETTLEMENT							\$ 45,000.00
BADER SCOTT INJURY LAWYERS	LEGAL SETTLEMENT							\$ 250,000.00
BALFOUR BEATTY INFRASTRUCTURE, INC.	STOCK, TOOLS & SUPPLIES					\$ 34,056.00		\$ 34,056.00
BASIC DIVERSITY, INC.	DIVERSITY, EQUITY, & INCLUSION (DEL) SEMINAR(S)	L50217	7/1/2022	Two (2) Years	\$ 107,000.00		\$ 106,500.00	\$ 78,000.00
BATTERY DISTRIBUTORS INC	PROCUREMENT AND DISPOSAL OF BUS BATTERIES	B41545	11/20/2018	Four (4) Years w/One (1) One (1) Year	\$ 2,282,200.90		\$ 1,523,054.44	\$ 248,995.69
BBA PUMPS, INC	6" DIESEL TOWABLE WATER PUMP					\$ 49,374.00		\$ 49,374.00
BEARSAVER	STOCK, TOOLS & SUPPLIES					\$ 144,905.50		\$ 144,905.50
BEC EQUIPMENT LLC (dba BOILER EQUIPMENT COMPANY)	STOCK, TOOLS & SUPPLIES					\$ 40,250.00		\$ 40,250.00
BELL & WASHINGTON, LLP	LEGAL SETTLEMENT							\$ 38,000.00
BENALYTICS CONSULTING GROUP, LLC	ONLINE BENEFITS ENROLLMENT AND ADMINISTRATION SERVICES	P43924	3/31/2021	Three (3) Years w/Two (2) One (1) Year	\$ 3,406,120.00		\$ 1,029,511.15	\$ 713,973.95

**METROPOLITAN ATLANTA RAPID TRANSIT AUTHORITY**

**PAYMENTS AND CONTRACTS \$20,000 OR MORE**

**(FOR THE PERIOD OF JULY 1, 2022 THROUGH JUNE 30, 2023)**

NAME	PURPOSE		AWARD DATE	BASE TERM W/ OPTIONS	AWARD AMOUNT	PAYMENTS MADE VIA SMALL PURCHASES, PO OR OTHER	TOTAL CONTRACT VALUE PAID TO DATE IN AP	TOTAL PAID IN FY 23
BLOOMBERG, L.P.	BLOOMBERG SUBSCRIPTION	L50254	9/1/2022	One (1) Year	\$ 191,159.00		\$ 95,370.00	\$ 27,750.00
BOYD CATON GROUP, INC.	PROFESSIONAL SERVICES FOR DEPARTMENT OF SAFETY IN SUPPORT OF STATE SAFETY OVERSIGHT PROGRAM	L48790	7/1/2021	Seventeen (17) Months	\$ 2,237,451.76		\$ 1,872,230.58	\$ 965,338.05
BRADKEN	STOCK, RAIL CAR PARTS					\$ 32,900.00		\$ 32,900.00
BRANDON MATHIS	LEGAL SETTLEMENT							\$ 22,500.00
BRIDGESTONE AMERICAS TIRE OPERATIONS, LLC	TIRE LIQUIDATED BUYOUT AGREEMENT	B36296	10/29/2021	Five (5) Years	\$ 12,088,653.34		\$ 920,021.48	\$ 230,005.62
BROWN, BRIDGET	WORKERS COMPENSATION LOST WAGE PAYMENTS							\$ 27,311.31
BROWN & BROWN OF FLORIDA, INC	AUTO INSURANCE FOR GTS	P43706	4/1/2019	Four (4) Years w/One (1) One (1) Year	\$ 40,926,184.33		\$ 350,000.00	\$ 350,000.00
BRYANT, AL M	WORKERS COMPENSATION LOST WAGE PAYMENTS							\$ 28,639.29
BRYANT, MARILYN	WORKERS COMPENSATION LOST WAGE PAYMENTS							\$ 36,586.92
BUREAU VERITAS NORTH AMERICA, INC.	ENGINE FLUID ANALYSIS SERVICES	Q38975	9/19/2017	Three (3) Years w/Two (2) One (1) Year (extended to 12/18/2022)	\$ 164,940.00		\$ 88,333.45	\$ 25,310.82
BURKE, SHERYL L., LAW OFFICE OF	LEGAL SETTLEMENT							\$ 115,000.00
BURMEISTER LAW FIRM, LLC	LEGAL SETTLEMENT							\$ 80,000.00

**METROPOLITAN ATLANTA RAPID TRANSIT AUTHORITY**

**PAYMENTS AND CONTRACTS \$20,000 OR MORE**

**(FOR THE PERIOD OF JULY 1, 2022 THROUGH JUNE 30, 2023)**

NAME	PURPOSE		AWARD DATE	BASE TERM W/ OPTIONS	AWARD AMOUNT	PAYMENTS MADE VIA SMALL PURCHASES, PO OR OTHER	TOTAL CONTRACT VALUE PAID TO DATE IN AP	TOTAL PAID IN FY 23
C3M POWER SYSTEMS LLC	EMERGENCY ON-CALL REPAIRS AND MAINTENANCE SERVICES FOR MARTA'S LIGHT RAIL OVERHEAD CONTACT SYSTEM AND TRACTION POWER SUBSTATIONS	B45064	12/18/2020	Three (3) Years w/Two (2) One (1) Year	\$ 4,082,802.00		\$ 1,664,153.67	\$ 777,103.00
CADUCEUS OCCUPATIONAL MEDICINE	WORKERS COMPENSATION MEDICAL PAYMENTS							\$ 520,769.32
CADUCEUS OCCUPATIONAL MEDICINE	OCCUPATIONAL MEDICAL SERVICES PROGRAM	P38752-A	3/1/2018	Four (4) Years w/Two (2) One (1) Year	\$ 1,831,939.42		\$ 1,644,226.00	\$ 300,950.00
CALEB AVRAHAM	LEGAL SETTLEMENT							\$ 133,888.00
CAMBRE & ASSOCIATES LLC	LEGAL SETTLEMENT							\$ 88,997.15
CAMPBELL, JAMES P	WORKERS' COMPENSATION LOST WAGE PAYMENTS							\$ 29,181.89
CANON FINANCIAL SERVICES, INC.	MULTI-FUNCTIONAL PRINTERS (MFP) LEASE AND MAINTENANCE SERVICES	P33231	1/1/2017	Four (4) Years w/Two (2) One (1) Year	\$ 2,406,690.63		\$ 1,123,462.54	\$ 403,672.69
CANON SOLUTIONS AMERICA, INC.	4X8 FLATBED PRINTER					\$ 110,603.00		\$ 110,603.00
CARAHSOFT TECHNOLOGY CORP	CARAHSOFT - LINKEDIN RECRUITING SOLUTIONS SERVICES	L48584	7/21/2021	Three (3) Years			\$ 46,506.00	\$ 23,253.00
CARAHSOFT TECHNOLOGY CORP	AKAMAI ENTERPRISE THREAT PROTECTOR	P50086	2/23/2022	Two (2) Years	\$ 89,200.00		\$ 60,400.00	\$ 50,400.00
CARAHSOFT TECHNOLOGY CORP	VERTOSOFT WORKIVA GOVERNMENT FINANCIAL					\$ 44,043.20		\$ 44,043.20
CARDINAL INFRASTRUCTURE, LLC	PROFESSIONAL SERVICES FOR FEDERAL ADVISORY SERVICES	L49435	8/26/2021	Two (2) Years	\$ 396,000.00		\$ 316,800.00	\$ 280,500.00

**METROPOLITAN ATLANTA RAPID TRANSIT AUTHORITY**

**PAYMENTS AND CONTRACTS \$20,000 OR MORE**

**(FOR THE PERIOD OF JULY 1, 2022 THROUGH JUNE 30, 2023)**

NAME	PURPOSE		AWARD DATE	BASE TERM W/ OPTIONS	AWARD AMOUNT	PAYMENTS MADE VIA SMALL PURCHASES, PO OR OTHER	TOTAL CONTRACT VALUE PAID TO DATE IN AP	TOTAL PAID IN FY 23
CARTER & ASSOCIATES EQUITY,LLC	RENT PARTICIPATION AGREEMENT BETWEEN METROPOLITAN ATLANTA RAPID TRANSIT AND CARTER & ASSOCIATES EQUITY LLC		7/12/2000	Thirty-Two (32) Years	\$1,063,987.34		\$ 286,458.13	\$ 122,767.77
CBM US INC	STOCK, BUS PARTS					\$ 27,822.33		\$ 26,311.83
CDW GOVERNMENT, INC.	NEMA ENCLOSURE, CAMERAS, AND CISCO IE 3300 SWITCHES FOR THE JUSTICE CENTER TRANSIT HUB					\$ 97,523.90		\$ 97,523.90
CDW LLC DBA CDW GOVERNMENT, LLC	ANNUAL RENEWAL OF HARDWARE AND SOFTWARE SUPPORT FOR THE GENETEC CCTV CAMERA SYSTEMPALO ALTO 3410/450 SECURITY APPLIANCE FOR IOC AND RSCC FIREWALL UPGRADE					\$ 339,112.68		\$ 339,112.68
CDW LLC DBA CDW GOVERNMENT, LLC	FALCON DISCOVER SUBSCRIPTION LICENSE	P50228	12/23/2022	One (1) Year	\$ 159,230.53		\$ 159,230.43	\$ 159,230.43
CDW LLC DBA CDW GOVERNMENT, LLC	STOCK, COMMUNICATIONS PARTS					\$ 140,947.30		\$ 140,947.30
CENTER FOR TRANSPORTATION AND THE ENVIRONMENT	CONSULTING SERVICES FOR ZERO-EMISSIONS BUS PROGRAM	L47273	9/30/2020	Thirty (30) Months	\$ 420,000.00		\$ 232,222.08	\$ 57,777.72
CENTER FOR TRANSPORTATION AND THE ENVIRONMENT	PROFESSIONAL SERVICES FOR TECHNOLOGY ADVISORY CONSULTING	L50158	5/11/2022	Thirteen (13) Months	\$ 183,377.36		\$ 37,612.41	\$ 35,981.77
CENTURY FIRE PROTECTION, LLC	STOCK, COMMUNICATIONS PARTS					\$ 20,339.20		\$ 20,339.20
CENTURY FIRE PROTECTION, LLC	STOCK, COMMUNICATIONS PARTS					\$ 26,817.60		\$ 26,817.60
CENTURY FIRE PROTECTION, LLC	STOCK, COMMUNICATIONS PARTS					\$ 35,310.00		\$ 35,310.00
CIGNA HEALTH AND LIFE INSURANCE COMPANY	GROUP DENTAL INSURANCE COVERAGE	P43938	7/1/2020	Three (3) Years w/Two (2) One (1) Year	\$ 558,203,229.55		\$ 9,267,867.94	\$ 2,742,962.31



**METROPOLITAN ATLANTA RAPID TRANSIT AUTHORITY**

**PAYMENTS AND CONTRACTS \$20,000 OR MORE**

**(FOR THE PERIOD OF JULY 1, 2022 THROUGH JUNE 30, 2023)**

NAME	PURPOSE		AWARD DATE	BASE TERM W/ OPTIONS	AWARD AMOUNT	PAYMENTS MADE VIA SMALL PURCHASES, PO OR OTHER	TOTAL CONTRACT VALUE PAID TO DATE IN AP	TOTAL PAID IN FY 23
CINTAS CORPORATION	PREVENTIVE MAINTENANCE & REPAIR SERVICES FOR BUS FIRE SUPPRESSION & GAS DETECTION SYSTEMS	B41132A	11/16/2018	Three (3) Years w/One (1) One (1) Year (Extended 8/31/2022)	\$ 2,162,269.53		\$ 1,506,422.31	\$ 189,816.34
CINTAS CORPORATION	PROCUREMENT OF AUTHORITY-WIDE UNIFORMS FOR MARTA'S WORKFORCE	B36732A	5/1/2018	Two (2) Years w/Three (3) One (1) Year (Extended 12/31/2023)	\$ 6,896,287.27		\$ 2,539,453.27	\$ 1,022,603.26
CINTAS FIRE PROTECTION	PROCUREMENT OF MAINTENANCE AND REPAIR OF FIRE EXTINGUISHERS AND SUPPRESSION SYSTEM	Q46793	12/7/2021	Two (2) Years w/Two (2) One (1) Year	\$ 159,526.39		\$ 76,449.80	\$ 21,975.47
CINTAS FIRE PROTECTION	MAINTENANCE AND TESTING SERVICES FOR WATER-BASE FIRE PROTECTION SYSTEMS	Q47406A	4/26/2022	Two (2) Year w/One (1) One (1) Year	\$ 147,560.82		\$ 20,290.98	\$ 20,290.98
CINTAS FIRE PROTECTION	PREVENTIVE MAINTENANCE AND REPAIR SERVICES FOR BUS FIRE SUPPRESSION AND CNG TANK INSPECTIONS	B50078	2/27/2023	Three (3) Year w/One (1) One (1) Year	\$ 2,437,813.70		\$ 297,436.98	\$ 212,144.12
CITISIDE PROPERTIES LLC	CLAYTON COUNTY POLICE PRECINT LEASE AGREEMENT	P48954	7/7/2021	Three (3) Years	\$ 124,200.00		\$ 89,700.00	\$ 48,300.00
CITY ELECTRIC SUPPLY	STOCK, COMMUNICATIONS PARTS					\$ 42,720.00		\$ 42,720.00
CITY OF ATLANTA	UTILITIES, WATER/SEWER, CBS OUTDOOR ADVERTISING DEFERRED COMMISSIONS							\$ 422,248.55
CITY OF ATLANTA PLANNING	CBS OUTDOOR ADVERTISING CONTRACT DEFERRED COMMISSIONS							\$ 2,706,568.11
CITY OF CHAMBLEE	CBS OUTDOOR ADVERTISING CONTRACT DEFERRED COMMISSIONS							\$ 187,363.25
CITY OF CLARKSTON	CBS OUTDOOR ADVERTISING CONTRACT DEFERRED COMMISSIONS							\$ 131,154.27
CITY OF COLLEGE PARK	CBS OUTDOOR ADVERTISING CONTRACT DEFERRED COMMISSIONS - WATER/SEWER SERVICES							\$ 204,822.16

**METROPOLITAN ATLANTA RAPID TRANSIT AUTHORITY**

**PAYMENTS AND CONTRACTS \$20,000 OR MORE**

**(FOR THE PERIOD OF JULY 1, 2022 THROUGH JUNE 30, 2023)**

NAME	PURPOSE		AWARD DATE	BASE TERM W/ OPTIONS	AWARD AMOUNT	PAYMENTS MADE VIA SMALL PURCHASES, PO OR OTHER	TOTAL CONTRACT VALUE PAID TO DATE IN AP	TOTAL PAID IN FY 23
CITY OF DECATUR	STORM WATER FEES							\$ 51,870.00
CITY OF DUNWOODY	CBS OUTDOOR ADVERTISING CONTRACT DEFERRED COMMISSIONS							\$ 168,626.93
CITY OF FOREST PARK	5163 OLD DIXIE - CITY OF FOREST PARK 2022 PROPERTY TAXES					\$ 43,918.75		\$ 43,918.75
CITY OF SANDY SPRINGS	CBS OUTDOOR ADVERTISING CONTRACT DEFERRED COMMISSIONS							\$ 546,135.80
CITY OF UNION CITY	CBS OUTDOOR ADVERTISING CONTRACT DEFERRED COMMISSIONS							\$ 93,681.62
CLAYTON COUNTY TAX COMMISSIONER	5163 OLD DIXIE - COUNTY PROPERTY TAXES					\$ 79,587.39	\$ 79,587.39	\$ 79,587.39
CLAYTON COUNTY WATER AUTHORITY	UTILITIES - WATER							\$ 466,022.11
CLEARWATER ANALYTICS	AUTOMATED INVESTMENT PORTFOLIO WITH ORACLE INTERFACE	P42566	11/7/2018	Three (3) Years w/Two (2) One (1) Year	\$ 189,928.00		\$ 189,305.70	\$ 55,439.40
CLEVELAND ELECTRIC COMPANY	EMERGENCY TRIP STATION REPLACEMENT - GROUP 4	B34375	5/3/2018	Five (5) Years	\$ 24,511,223.00		\$ 12,310,305.79	\$ 2,556,439.55
CLEVELAND ELECTRIC COMPANY	EMERGENCY FUNDING TO RELOCATE FUJI 3000 KW RECTIFIER RELOCATE FUJI 3000 KW RECTIFIER FROM EASTLAKE TRACTION POWER SUBSTATION (TPSS) TO WESTLAKE TPSS.					\$ 137,750.00		\$ 137,750.00
CLEVELAND ELECTRIC COMPANY	REPLACE AND TEST NEW EPOXY FLOORING AT EAST LAKE TRACTION POWER					\$ 49,979.00		\$ 49,979.00
CLEVER DEVICES LTD	RIDECHECK PLUS MAINTENANCE AND TECHNICAL SUPPORT MULTIYEAR RENEWAL	P44444	6/30/2019	Four (4) Year	\$ 200,000.00		\$ 178,557.00	\$ 46,638.00

**METROPOLITAN ATLANTA RAPID TRANSIT AUTHORITY**

**PAYMENTS AND CONTRACTS \$20,000 OR MORE**

**(FOR THE PERIOD OF JULY 1, 2022 THROUGH JUNE 30, 2023)**

NAME	PURPOSE		AWARD DATE	BASE TERM W/ OPTIONS	AWARD AMOUNT	PAYMENTS MADE VIA SMALL PURCHASES, PO OR OTHER	TOTAL CONTRACT VALUE PAID TO DATE IN AP	TOTAL PAID IN FY 23
CLEMENTS AND SWEET	WORKERS COMPENSATION PAYMENT							\$ 195,930.31
COBB COUNTY BOARD OF COMMISSIONERS	REGIONAL SETTLEMENTS							\$ 466,022.11
COHEN & SINOWSKI, P.C.	LEGAL SETTLEMENT							\$ 228,000.00
COLONIAL OIL INDUSTRIES, INC	ULTRA LOW SULPHUR CLEAR DIESEL AND UNLEADED GASOLINE BLENDED WITH 10% ETHANOL	B47088	10/17/2021	Three (3) Years w/Two (2) One (1) Year	\$ 40,809,726.00		\$ 16,698,692.48	\$ 12,982,701.83
COMMAND INVESTIGATIONS	LEGAL INVESTIGATION EXPENSE							\$ 25,291.25
COMMUNITY FARMERS MARKET, INC.	PASSTHROUGH GRANT REIMBURSEMENT							\$ 431,576.22
COMMUNITY FARMERS MARKET, INC.	MARTA'S FRESH PRODUCE MARKET INITIATIVE	Q37964	9/2/2016	Three (3) Years (multiple Extensions to 9/30/2024)	\$ 66,000.00		\$ 66,000.00	\$ 21,000.00
CONTINENTAL AMERICAN INSURANCE COMPANY (CAIC)	GROUP CRITICAL ILLNESS INSURANCE COVERAGE	P43938	7/1/2020	Three (3) Year w/Two (2) One (1) Year	\$ 558,203,229.55		\$ 1,479,435.68	\$ 671,950.47
CONVERGEONE, INC.	PASSTHRU TO AHEAD							\$ 35,866.62
CONVERGEONE, INC.	PURCHASE OF CISCO COLLABORATION FLEX PLAN	B46939	12/16/2020	Five (5) Years	\$ 1,057,389.60		\$ 634,433.76	\$ 211,477.92
CONVERGEONE, INC.	CCTV AND ENTERPRISE NETWORK SWITCHES	B48023	7/6/2021	Five (5) Years	\$ 780,368.30		\$ 779,428.34	\$ 106,806.30
COUNTERTRADE PRODUCTS, INC.	RENEWAL OF MANAGEENGINE AD360					\$ 20,595.00		\$ 20,595.00

**METROPOLITAN ATLANTA RAPID TRANSIT AUTHORITY**

**PAYMENTS AND CONTRACTS \$20,000 OR MORE**

**(FOR THE PERIOD OF JULY 1, 2022 THROUGH JUNE 30, 2023)**

NAME	PURPOSE		AWARD DATE	BASE TERM W/ OPTIONS	AWARD AMOUNT	PAYMENTS MADE VIA SMALL PURCHASES, PO OR OTHER	TOTAL CONTRACT VALUE PAID TO DATE IN AP	TOTAL PAID IN FY 23
COX RADIO	INFORM RIDERS, NEIGHBORS, AIRPORT TRAVELERS & NEARBY BUSINESSES OF THE CLOSURE.BREEZE MOBILE 2.0 RADIO AD (COX MEDIA GROUP) - (04/17/2023 - 05/14/2023 (WALR-FM, WSB-FM & WSRV-FM)					\$ 47,830.00		\$ 47,830.00
CRAYON SOFTWARE EXPERTS LLC	MICROSOFT LICENSE ENTERPRISE SERVICES	B48124	6/1/2021	Three (3) Year	\$ 6,633,503.70		\$ 6,254,952.49	\$ 2,390,921.18
CROSBY COMMUNICATIONS, LLC	PURCHASE OF FIBER SPLICING AND TERMINATION WORK FOR FORTY (40) SITES - CLOSED CIRCUIT TELEVISION (CCTV) NETWORK - PHASE II	Q48368	6/30/2021	Three (3) Year	\$ 181,183.20		\$ 181,183.20	\$ 73,476.90
CROSS, MARY	WORKERS' COMPENSATION LOST WAGE PAYMENTS							\$ 27,318.45
CROSSLINE SUPPLY LLC	STOCK, BUS PARTS					\$ 26,040.00		\$ 26,040.00
CROWE LLP	ANNUAL FINANCIAL AND MANAGEMENT AUDITS FOR FISCAL YEARS 2018 THROUGH 2022	P38060	7/1/2017	Three (3) Years w/Two (2) One (1) Year	\$ 1,000,000.00		\$ 510,427.00	\$ 137,297.00
CROWE LLP	ANNUAL FINANCIAL AND SINGLE AUDIT REPORTS FOR FY 2023 THROUGH 2027	P49208	5/1/2022	Three (3) Years w/Two (2) One (1) Year	\$ 981,200.00		\$ 123,418.00	\$ 123,418.00
CROWN LIFT TRUCKS	CROWN SC 5200 SERIES MULTIPURPOSE WORKHORSE					\$ 32,756.40	\$ 32,756.40	\$ 32,756.40
CUBIC TRANSPORTATION SYSTEMS	AFC SOFTWARE, HARDWARE, AND PROFESSIONAL SERVICES	P38189	9/30/2016	Five (5) Year w/Two (2) One (1) Year	\$ 104,453,825.11		\$ 32,500,401.85	\$ 10,727,198.10
CUMMINS INC., DBA CUMMINS SALES AND SERVICE	BUS ENGINES, TRANSMISSIONS AND REPAIR PARTS							\$ 20,142.44
CUMMINS INC., dba CUMMINS SALES AND SERVICE	NEW & REMANUFACTURED ENGINES AND OVERHAUL/REPAIRS GROUP 1	B46989	4/18/2022	Five (5) Years	\$ 26,793,242.77		\$ 1,172,168.90	\$ 1,020,921.30
CUMMINS INC., dba CUMMINS SALES AND SERVICE	BUS, STOCK PARTS					\$ 1,786,427.89		\$ 1,786,427.89

**METROPOLITAN ATLANTA RAPID TRANSIT AUTHORITY**

**PAYMENTS AND CONTRACTS \$20,000 OR MORE**

**(FOR THE PERIOD OF JULY 1, 2022 THROUGH JUNE 30, 2023)**

NAME	PURPOSE		AWARD DATE	BASE TERM W/ OPTIONS	AWARD AMOUNT	PAYMENTS MADE VIA SMALL PURCHASES, PO OR OTHER	TOTAL CONTRACT VALUE PAID TO DATE IN AP	TOTAL PAID IN FY 23
CUMMINS, INC DBA CUMMINS POWER SOUTH	CUMMINS ENGINE EXCHANGE PROGRAM	B41702	5/8/2019	Five (5) Years	\$ 16,964,649.06		\$ 3,042,373.19	\$ 455,164.71
CUMMINS-ALLISON CORPORATION	MONEY ROOM EQUIPMENT MAINTENANCE	P49795	11/1/2021	Three (3) Year	\$ 140,641.60		\$ 135,936.00	\$ 94,112.00
CUSTOM GLASS SOLUTIONS FORMERLY NASG HOLDINGS, INC.	STOCK, RAIL CAR PARTS					\$ 53,523.60		\$ 53,523.60
CUTCOM SOFTWARE INC.	SUSPICIOUS ACTIVITY CONTRACT	P49410	12/27/2021	Three (3) Years	\$ 149,850.00		\$ 49,950.00	\$ 49,950.00
DANA SAFETY SUPPLY	STREAMLIGHT TACTICAL WEAPON LIGHT TLR-1 300 LUMENS (TLR-1 TACTICAL GUN MOUNTED LIGHT)					\$ 28,890.40		\$ 28,890.40
DAPHNE B LE BLANC dba TALENT SEARCH CONSULTANTS LLC	PROFESSIONAL RECRUITMENT SERVICES FOR DIRECTOR OF RAIL TRANSPORTATION + DIRECTOR OF SYSTEMS ENGINEERING	L49489	9/16/2021	One (1) Year	\$ 85,100.00		\$ 80,000.00	\$ 20,000.00
DAPHNE B LE BLANC dba TALENT SEARCH CONSULTANTS LLC	PROFESSIONAL RECRUITING SERVICES	L50296	3/8/2023	None	\$ 100,000.00		\$ 50,000.00	\$ 45,000.00
DAVID ZAGORIA	LEGAL SETTLEMENT							\$ 275,000.00
DAVIS, VARTNIE N	WORKERS' COMPENSATION LOST WAGE PAYMENTS							\$ 22,936.68
DC BLOX, INC.	COLOCATION OF TECHNOLOGY DATA CENTER AND SERVICES	P40188	8/30/2018	Four (4) Years w/Two (2) One (1) Year	\$ 1,150,620.00		\$ 900,760.35	\$ 98,620.88
DEKALB COUNTY BOARD OF COMMISSIONERS	UTILITIES - WATER BILLS, ETC.							\$ 166,496.66
DEKALB COUNTY GOVERNMENT	BUS SHELTER ADVERTISING SHARED REVENUE							\$ 2,373,993.87

**METROPOLITAN ATLANTA RAPID TRANSIT AUTHORITY**

**PAYMENTS AND CONTRACTS \$20,000 OR MORE**

**(FOR THE PERIOD OF JULY 1, 2022 THROUGH JUNE 30, 2023)**

NAME	PURPOSE		AWARD DATE	BASE TERM W/ OPTIONS	AWARD AMOUNT	PAYMENTS MADE VIA SMALL PURCHASES, PO OR OTHER	TOTAL CONTRACT VALUE PAID TO DATE IN AP	TOTAL PAID IN FY 23
DEKALB COUNTY TAX COMMISSIONER	STORMWATER BILLING							\$ 99,364.24
DEKALB MEDICAL CENTER, INC	WORKERS COMPENSATION MEDICAL PAYMENTS							\$ 33,356.97
DELL MARKETING L.P.	DESKTOP EQUIPMENT AND DEPLOYMENT SERVICES	P38567-A	12/5/2018	Five (5) Years	\$ 2,940,649.60		\$ 4,286,375.47	\$ 1,481,125.49
DIXON, GREGORY R	WORKERS COMPENSATION LOST WAGE PAYMENTS							\$ 40,900.00
DH PACE COMPANY, INC	MULTIPLE KEY VALET CABINETS AND INSTALLATION					\$ 101,910.28		\$ 101,910.28
DIGITAL FACILITIES CORP.	FM-PRO-SAAS ROOFING ANNUAL SUBSCRIPTION FOR BASE SYSTEM. INCLUDES USER ACCESS TO FM PRO					\$ 41,000.00		\$ 41,000.00
DILIGENT CORPORATION	BOARD MANAGEMENT SOFTWARE SYSTEM	Q47603	3/12/2021	Three (3) Years w/Two (2) One (1) Year	\$ 103,000.00		\$ 41,200.00	\$ 20,600.00
DOUGLAS POWELL	LEGAL SETTLEMENT							\$ 42,500.00
DRUGPAK, LLC	DRUG & ALCOHOL SOFTWARE	P43284	1/6/2021	Three (3) Years w/Two (2) One (1) Year	\$ 584,373.00		\$ 374,493.00	\$ 104,195.00
DUNSTON, DANNY	WORKERS COMPENSATION LOST WAGE PAYMENTS							\$ 20,013.24
EAST POINT CITY OF/CITY HALL	CBS BUS SHELTER ADVERTISING							\$ 59,701.97
EASTERN LIFT TRUCK CO., INC.	RAIL CAR MOVERS	B48987A	9/21/2022	Two (2) Years	\$ 1,621,411.00		\$ 1,621,411.00	\$ 1,621,411.00

**METROPOLITAN ATLANTA RAPID TRANSIT AUTHORITY**

**PAYMENTS AND CONTRACTS \$20,000 OR MORE**

**(FOR THE PERIOD OF JULY 1, 2022 THROUGH JUNE 30, 2023)**

NAME	PURPOSE		AWARD DATE	BASE TERM W/ OPTIONS	AWARD AMOUNT	PAYMENTS MADE VIA SMALL PURCHASES, PO OR OTHER	TOTAL CONTRACT VALUE PAID TO DATE IN AP	TOTAL PAID IN FY 23
EDWARD MCAFEE	LEGAL SETTLEMENT							\$ 450,000.00
EDGEWOOD TOD III, LLC	REIMBURSEMENT FOR MARTA EDGEWOOD-CANDLER PARK TOD (BUS LOOP AND PORTION OF THE PARKING DECK) IN THE NEW EDGEWOOD-CANDLER PARK TOD	P49534	9/27/2019	Ninety-Nine (99) Years	\$ 4,700,000.00		\$ 4,620,797.83	\$ 1,235,718.31
EMERGENT, LLC.	RED HAT ENTERPRISE LINUX SERVER PREMIUM					\$ 40,924.58		\$ 40,924.58
ENGHOUSE INTERACTIVE, INC., dba ENGHOUSE TRANSPORTATION LLC	RENEWAL OF MAINTENANCE SUPPORT FOR TELEDRIVER 8.1.6 DRIVER MANAGEMENT SYSTEM	L39961	7/1/2017	Six (6) Years	\$ 844,709.70		\$ 426,186.00	\$ 142,062.00
ENO TRANSPORTATION FOUNDATION	2023 ENOMAX MEMBERSHIP					\$ 44,500.00		\$ 44,500.00
ENSCO RAIL, INC.	AUTONOMOUS TRACK INSPECTION SYSTEM PILOT - PO ROLLOVER RECREATION	P38738	9/12/2017	Five (5) Years	\$ 5,054,219.45		\$ 993,026.34	\$ 347,944.57
ENSCO RAIL, INC.	AUTOMATED TRACK GEOMETRY MEASUREMENT TESTING	Q50229	2/8/2023	One (1) Year	\$ 161,600.00		\$ 80,800.00	\$ 80,800.00
ENTERPRISE HOLDINGS, INC.	LEGAL CLAIMS EXPENSE							\$ 67,511.84
ENTERPRISE RISK MANAGEMENT, INC.	PAYMENT CARD INDUSTRY QUALIFIED SECURITY ASSESSOR SERVICES	Q48574	6/10/2021	Two (2) Years	\$ 83,600.00		\$ 41,800.00	\$ 41,800.00
ENVIRONMENTAL SYSTEMS RESEARCH INSTITUTE, INC.	RENEWAL OF ARCGIS SOFTWARE MAINTENANCE CONTRACT	P45386	8/24/2020	Six (6) Years	\$ 137,634.82		\$ 133,762.27	\$ 46,147.95
EPH Enterprises Inc	DELIVERY & INSTALLATION OF PREFABICATED 8 X 8 DOG KENNEL					\$ 22,425.00		\$ 22,425.00
EPISERVER, INC.	EKTRON CMS400 ENTERPRISE MAINTENANCE AGREEMENT							\$ 31,046.40

**METROPOLITAN ATLANTA RAPID TRANSIT AUTHORITY**

**PAYMENTS AND CONTRACTS \$20,000 OR MORE**

**(FOR THE PERIOD OF JULY 1, 2022 THROUGH JUNE 30, 2023)**

NAME	PURPOSE		AWARD DATE	BASE TERM W/ OPTIONS	AWARD AMOUNT	PAYMENTS MADE VIA SMALL PURCHASES, PO OR OTHER	TOTAL CONTRACT VALUE PAID TO DATE IN AP	TOTAL PAID IN FY 23
ESTIME, HERVE	WORKERS COMPENSATION LOST WAGE PAYMENTS							\$ 23,925.00
EQ RENEW, INC.	BUS LIFTS REMANUFACTURING AND FLOOR COATINGS	B47090	4/12/2021	Two (2) Years	\$ 2,018,520.00		\$ 1,048,200.00	\$ 417,450.00
EVANS & WHITE	LEGAL SETTLEMENT							\$ 81,000.00
EVERBRIDGE INC	MASS NOTIFICATION SYSTEM	P48760	8/26/2021	Two (2) Years	\$ 306,220.19		\$ 306,220.19	\$ 90,145.49
EXPEDITION COMMUNICATIONS, LLC	PURCHASE AND INSTALLATION OF AVL ANTENNA ON POLICE MOBILE COMMAND UNIT					\$ 30,209.26		\$ 30,209.26
EXPRESS SCRIPTS, INC	WORKERS COMPENSATION MEDICAL PAYMENTS							\$ 752,234.72
EXXOR, INC.	PAYROLL GARNISHMENT SOFTWARE	P45516	1/1/2020	Three (3) Years	\$ 113,400.00		\$ 73,800.00	\$ 37,800.00
F.H. PASCHEN, S.N. NEILSEN & ASSOCIATES LLC	JOB ORDER CONTRACT CONSTRUCTION SERVICES	B36704	9/8/2017	One (1) year w/ Four (4) One (1) Year options	\$ 37,500,000.00			\$ 100,558.23
FAISON, DELANA	WORKERS COMPENSATION LOST WAGE PAYMENTS							\$ 27,750.16
FAYETTE COMMUNITY HOSPITAL	WORKERS COMPENSATION MEDICAL PAYMENTS							\$ 27,718.96
FERGUSON ENTERPRISES	ACORN EIGHT (8) STATION FOOT OPERATED WASH FOUNTAIN					\$ 23,250.00		\$ 23,250.00
FERROVIAL CONSTRUCTION US CORP.	LEGAL SETTLEMENT							\$ 47,636.50



**METROPOLITAN ATLANTA RAPID TRANSIT AUTHORITY**

**PAYMENTS AND CONTRACTS \$20,000 OR MORE**

**(FOR THE PERIOD OF JULY 1, 2022 THROUGH JUNE 30, 2023)**

NAME	PURPOSE		AWARD DATE	BASE TERM W/ OPTIONS	AWARD AMOUNT	PAYMENTS MADE VIA SMALL PURCHASES, PO OR OTHER	TOTAL CONTRACT VALUE PAID TO DATE IN AP	TOTAL PAID IN FY 23
FIPLEX COMMUNICATIONS INC	STOCK, COMMUNICATIONS PARTS					\$ 21,990.00		\$ 21,990.00
FIRST TRANSIT, INC.	MOBILITY OPERATIONS AND MAINTENANCE SERVICES	P42894	2/22/2021	Three (3) Years w/Two (2) One (1) Year	\$ 160,768,008.14		\$ 41,617,273.80	\$ 21,783,727.34
FIVE POINTS INFRASTRUCTURE SERVICES, LLC	PATCH MANAGER SOFTWARE AS A SERVICE (SAAS)	P47107	11/6/2020	Five (5) Years	\$ 149,440.00		\$ 89,664.00	\$ 59,776.00
FIVE POINTS SERVICE INC.	EXTENDED SERVICE ANTIFREEZE	B42074	11/16/2018	Three (3) Years w/One (1) One (1) Year	\$ 614,500.00		\$ 81,066.04	\$ 81,066.04
FLEX LANDSCAPING LLC	AUTHORITY-WIDE LANDSCAPING SERVICES	B49479	4/25/2022	Two (2) Years w/Three (3) One (1) Year	\$ 4,628,425.00		\$ 308,500.00	\$ 276,500.00
FOY & ASSOCIATES P.C.	LEGAL SETTLEMENT							\$ 5,343,950.00
FRANKLIN COVEY	PROFESSIONAL SERVICES FOR A CONSULTANT FOR 4DX IMPLEMENTATION	L38628	10/12/2016	Six (6) Years	\$ 1,373,300.00		\$ 375,026.00	\$ 87,000.00
FULTON COUNTY PUBLIC WORKS	CBS OUTDOOR ADVERTISING CONTRACT DEFERRED COMMISSIONS							\$ 313,665.32
FUSECO INC.	STOCK, RAIL CAR PARTS					\$ 444,250.00		\$ 444,250.00
GALLS, LLC	POLICE BALLISTIC VESTS AND CARRIERS	Q48231	7/29/2021	Two (2) Years	\$ 199,052.75		\$ 114,317.55	\$ 61,981.25
GALLS, LLC	MARTA POLICE DEPARTMENT UNIFORMS AND EQUIPMENT	B45252A	10/6/2021	Three (3) Years w/One (1) One (1) Year	\$ 1,696,613.17		\$ 310,626.40	\$ 171,759.39
GDS ASSOCIATES, INC.	ENERGY, UTILITY & FUEL CONSULTING SERVICES	P37802	9/8/2017	Four (4) Years w/Two (2) One (1) Year	\$ 998,775.00		\$ 195,819.99	\$ 29,772.00

**METROPOLITAN ATLANTA RAPID TRANSIT AUTHORITY**

**PAYMENTS AND CONTRACTS \$20,000 OR MORE**

**(FOR THE PERIOD OF JULY 1, 2022 THROUGH JUNE 30, 2023)**

NAME	PURPOSE		AWARD DATE	BASE TERM W/ OPTIONS	AWARD AMOUNT	PAYMENTS MADE VIA SMALL PURCHASES, PO OR OTHER	TOTAL CONTRACT VALUE PAID TO DATE IN AP	TOTAL PAID IN FY 23
GEE & LEE PLLC	LEGAL SETTLEMENT							\$ 228,000.00
GENERAL MOTORS FINANCIAL COMPANY, INC.	LEGAL SETTLEMENT							\$ 29,580.54
GEORGIA DEPT. OF LABOR	STATE UNEMPLOYMENT TAXES							\$ 113,095.81
GEORGIA INSTITUTE OF TECHNOLOGY	"GA-TECH CO-OP PROGRAM FOR DAVID MOSS"					\$ 28,508.64		\$ 28,508.64
GEORGIA PACIFIC OFFICE BLDG C/O	LEASE AGREEMENT FOR RADIO ANTENNA SITE - GEORGIA- PACIFIC CENTER	L40123	5/16/2002	Five (5) Years w/Four (4), Five (5) Year	\$ 2,659,765.11		\$ 194,416.67	\$ 67,516.67
GEORGIA PIEDMONT TECHNICAL COLLEGE	TRANSIT OPERATOR TRAINING COURSES	P45519	2/1/2020	Three (3) Years	\$ 4,306,100.00		\$ 854,060.00	\$ 616,060.00
GEORGIA POWER COMPANY	ELECTRICAL POWER FOR FACILITIES & RAIL OPERATIONS							\$ 12,809,981.41
GEORGIA REGIONAL TRANSPORTATION AUTHORITY (GRTA)	REGIONAL SETTLEMENTS							\$ 1,029,544.09
GEORGIA STATE UNIVERSITY	SALES TAX FORECASTING	L47514	12/3/2020	Three (3) Years	\$ 150,000.00		\$ 110,000.00	\$ 55,000.00
GERARD CARTY LAWYERS LLC	LEGAL SETTLEMENT							\$ 62,000.00
GIBBS AUTOMOTIVE & ELECTRONIC, LLC	PROCUREMENT OF VEHICLE TOWING SERVICES	B39301A	7/13/2018	Three (3) Years w/Two (2) One (1) Year	\$ 1,075,715.00		\$ 403,893.00	\$ 169,524.00
GIBBS AUTOMOTIVE & ELECTRONIC, LLC	VEHICLE TOWING SERVICES	B50087	9/30/2022	Three (3) Years w/Two (2) One (1) Year	\$ 1,315,730.00		\$ 114,350.25	\$ 114,350.25

**METROPOLITAN ATLANTA RAPID TRANSIT AUTHORITY**

**PAYMENTS AND CONTRACTS \$20,000 OR MORE**

**(FOR THE PERIOD OF JULY 1, 2022 THROUGH JUNE 30, 2023)**

NAME	PURPOSE		AWARD DATE	BASE TERM W/ OPTIONS	AWARD AMOUNT	PAYMENTS MADE VIA SMALL PURCHASES, PO OR OTHER	TOTAL CONTRACT VALUE PAID TO DATE IN AP	TOTAL PAID IN FY 23
GILLIG CORPORATION	PROCUREMENT OF FORTY FOOT (40') CNG BUSES	P35484	11/29/2016	Five (5) Years (Revised NTP Issued 8/24/2018)	\$ 122,697,373.00		\$ 22,736,981.00	\$ 4,559,996.00
GILLIG CORPORATION	STOCK, BUS PARTS					\$ 20,371.86		\$ 20,371.86
GILLIG CORPORATION	STOCK, BUS PARTS					\$ 28,164.06		\$ 28,164.06
GILLIG CORPORATION	STOCK, BUS PARTS					\$ 77,685.71		\$ 77,685.71
GILLIG CORPORATION	STOCK, BUS PARTS					\$ 1,290,604.90		\$ 1,290,604.90
GIRALDO, ANDRES	LEGAL SETTLEMENT							\$ 35,100.00
GLOBAL EQUIPMENT CO., INC. DBA GLOBAL INDUSTRIAL	ELECTRIC HYDRAULIC SCISSOR & POWER SCISSOR LIFT TABLES					\$ 26,980.00		\$ 26,980.00
GLOBALXPERTS INC.	ARISTA 100GBASE-BIDI QSFP TRANSCEIVER, UP TO 70M OVER DUPLEX OM3 OR 100M OVER OM4					\$ 31,891.84		\$ 31,891.84
GOLDSMITH, SHAQUANA M	WORKERS COMPENSATION LOST WAGE PAYMENTS							\$ 33,030.55
GOODR	GOODR MOBILE MARKET INITIATIVE	L50246	1/23/2023	One (1) Year	\$ 1,000,000.00		\$ 100,000.00	\$ 100,000.00
GORDIAN GROUP, INC.	CONSTRUCTION MANAGMENT SERVICES FOR INDEFINITE QUANTITY CONSTRUCTION CONTRACTS (CMIQCC)	P40987	1/31/2019	Three (3) Years w/Two (2) One (1) Year	\$ 1,095,000.00		\$ 479,676.05	\$ 285,885.91
GORINSHTEYN & WATKINS, LLC	LEGAL SETTLEMENT							\$ 60,000.00

**METROPOLITAN ATLANTA RAPID TRANSIT AUTHORITY**

**PAYMENTS AND CONTRACTS \$20,000 OR MORE**

**(FOR THE PERIOD OF JULY 1, 2022 THROUGH JUNE 30, 2023)**

NAME	PURPOSE		AWARD DATE	BASE TERM W/ OPTIONS	AWARD AMOUNT	PAYMENTS MADE VIA SMALL PURCHASES, PO OR OTHER	TOTAL CONTRACT VALUE PAID TO DATE IN AP	TOTAL PAID IN FY 23
GRAHAM, LAWRENCE H	WORKERS COMPENSATION LOST WAGE PAYMENTS							\$ 32,931.91
GRAINGER	TENNANT, T600 WALK-BEHIND SCRUBBER 800 MM / 32"   T600-800D					\$ 144,235.00		\$ 28,847.00
GRAYBAR ELECTRIC	STOCK, COMMUNICATIONS PARTS					\$ 128,491.90		\$ 128,491.90
GREENE LEGAL GROUP LLC	LEGAL SETTLEMENT							\$ 53,000.00
GRESHAM SMITH	PROCUREMENT OF RIGHT OF WAY (ROW) CONSULTING SERVICES FOR THE SUMMERHILL CAPITOL AVENUE BUS RAPID TRANSIT (BRT) PROJECT	P49477	10/17/2021	Two (2) Years w/One (1) One (1) Year	\$ 604,900.00		\$ 220,282.50	\$ 188,715.00
GRESHAM TRANSPORTATION SERVICES, LLC.	SETTLEMENT AGREEMENT - MARTA & GRESHAM TRANSPORTATION SERVICES	P43706	4/1/2019	Four (4) Years w/One (1) One (1) Year	\$ 40,926,184.33		\$ 24,234,205.40	\$ 7,501,569.39
GRUBBS, PALENTINE Y	WORKERS COMPENSATION LOST WAGE PAYMENTS							\$ 24,539.16
GULF STATES DISTRIBUTORS	CASE OF 1,000 9MM 115 GR FMJ AMMUNITION					\$ 29,880.00		\$ 29,880.00
GUNNER ENGINEERING, INC.	STOCK, RAIL CAR PARTS					\$ 68,400.00		\$ 68,400.00
GWINNETT COUNTY BOARD OF COMMISSIONERS	REGIONAL SETTLEMENTS							\$ 782,650.45
HADDOW & COMPANY	PROFESSIONAL SERVICES FOR ON-CALL REAL ESTATE SERVICES	L48783	6/9/2021	Three (3) Years	\$ 75,000.00		\$ 30,900.00	\$ 30,900.00
HARDY, TYEISHA	WORKERS COMPENSATION LOST WAGE PAYMENTS							\$ 22,293.75

**METROPOLITAN ATLANTA RAPID TRANSIT AUTHORITY**

**PAYMENTS AND CONTRACTS \$20,000 OR MORE**

**(FOR THE PERIOD OF JULY 1, 2022 THROUGH JUNE 30, 2023)**

NAME	PURPOSE		AWARD DATE	BASE TERM W/ OPTIONS	AWARD AMOUNT	PAYMENTS MADE VIA SMALL PURCHASES, PO OR OTHER	TOTAL CONTRACT VALUE PAID TO DATE IN AP	TOTAL PAID IN FY 23
HARRIS, ROTHENBERG INTERNATIONAL INC.	EMPLOYEE ASSISTANCE PROGRAM (EAP)	P43310	5/1/2021	Three (3) Years w/Two (2) One (1) Year	\$ 550,675.00		\$ 139,316.00	\$ 44,894.00
HARSCO TRACK TECHNOLOGIES	STOCK, TOOLS & SUPPLIES					\$ 23,460.00		\$ 23,460.00
HATCH ASSOCIATES CONSULTANTS, INC.	NEW RAIL CAR SUPPORT SERVICES	P50153	9/1/2022	Three (3) Years w/Two (2) One (1) Year	\$ 37,644,348.20		\$ 3,163,412.52	\$ 2,780,445.01
HAUG LAW GROUP, LLC	LEGAL SETTLEMENT							\$ 175,000.00
HDR ENGINEERING, INC.	FINANCIAL CAPACITY & SCENARIO PLANNING SERVICES	P50161	7/25/2022	Two (2) Years	\$ 336,600.00		\$ 320,600.26	\$ 313,209.33
HEADWAY PAYROLL SOLUTIONS, LLC.	MASTER SERVICES AGREEMENT (HEADWAY WORKFORCE)	L50057	10/21/2021	Two (2) Years	\$ 408,500.00		\$ 382,629.87	\$ 213,406.78
HEALTHCARE COMP LLC	WORKERS COMPENSATION MEDICAL PAYMENTS							\$ 27,422.65
HEAVY DUTY LIFT & EQUIPMENT, INC.	PROCUREMENT OF ARTICULATED BUS LIFTS	Q48484	4/27/2022	One (1) Year	\$ 63,499.32		\$ 63,499.32	\$ 63,499.32
HEMINGWAY, MARJORIE	WORKERS COMPENSATION LOST WAGE PAYMENTS							\$ 34,781.46
HEWLETT PACKARD ENTERPRISE COMPANY	ANNUAL ONE YEAR RENEWAL OPTIONS OF HP 4 HOUR 24X7 W DMR PROACTIVE CARE SVC PACKAGE FOR 355 SERVERS					\$ 157,464.58		\$ 26,336.08
HEWLETT PACKARD ENTERPRISE COMPANY	HARDWARE AND SOFTWARE SUPPORT FOR HEWLETT PACKARD SERVERS	P50134	6/6/2022	Two (2) Years	\$ 264,587.68		\$ 139,405.62	\$ 139,405.62
HOLLAND & KNIGHT LLP	PROFESSIONAL GOVERNMENTAL AFFAIRS SERVICES	P40331	7/26/2018	Two (2) Years w/Three (3) One (1) Year	\$ 1,014,000.00		\$ 995,500.00	\$ 204,000.00

**METROPOLITAN ATLANTA RAPID TRANSIT AUTHORITY**

**PAYMENTS AND CONTRACTS \$20,000 OR MORE**

**(FOR THE PERIOD OF JULY 1, 2022 THROUGH JUNE 30, 2023)**

NAME	PURPOSE		AWARD DATE	BASE TERM W/ OPTIONS	AWARD AMOUNT	PAYMENTS MADE VIA SMALL PURCHASES, PO OR OTHER	TOTAL CONTRACT VALUE PAID TO DATE IN AP	TOTAL PAID IN FY 23
HORNSBY LAW GROUP, PC	LEGAL SETTLEMENT							\$ 675,000.00
HOULDER, JACQUELINE	WORKERS COMPENSATION LOST WAGE PAYMENTS							\$ 25,560.91
IA-ADVANCED TELECOM SOLUTIONS LLC	ONLINE SECURITY AWARENESS TRAINING	Q46353	9/30/2020	Three (3) Years	\$ 82,350.00		\$ 82,350.00	\$ 27,450.00
IDEAL SUPPLY, INC.	DISRUPTER KIT W/PUSH LOCK BREECH AND POST STAND					\$ 23,067.00		\$ 23,067.00
IDOM, Inc.	PROFESSIONAL DESIGN-CONCEPT SERVICES FOR ATLANTA BELTLINE	L49980	12/9/2021	Three (3) Years	\$ 199,938.00	\$ 148,200.00		\$ 58,200.00
IDS GLOBAL	PROCUREMENT OF MARTA'S UTILITIES LOCATE SERVICES	B41279	8/2/2018	Four (4) Years w/One (1) One (1) Year	\$ 1,272,000.00		\$ 652,315.56	\$ 220,544.84
IMPACT PUBLIC AFFAIRS LLC	PROFESSIONAL SERVICES FOR JURISDICTIONAL GOVERNMENT AFFAIRS SUPPORT	L50128	3/4/2022	One (1) Year	\$ 110,000.00		\$ 97,500.00	\$ 82,500.00
IMPACT PUBLIC AFFAIRS LLC	PROFESSIONAL SERVICES FOR STATE GOVERNMENT AFFAIRS	L50265	1/1/2023	One (1) Year	\$ 32,000.00		\$ 32,000.00	\$ 32,000.00
IMPERIAL COLLEGE PROJECTS LIMITED	AUTHORITY MEMBERSHIP - NOVA BENCHMARKING GROUP							\$ 57,882.00
INCLINIC PHYSIO	WORKERS COMPENSATION MEDICAL PAYMENTS							\$ 44,900.29
INDEED, INC.	INDEED RECRUITMENT SERVICES	L50181	5/2/2022	One (1) Year	\$ 66,000.00		\$ 62,163.20	\$ 49,248.97
INDIANA FURNITURE INDUSTRIES, INC.	FILE CABINETS, CREDENZAS, LATERAL FILE CABINETS, AND BOOKCASES					\$ 60,808.90		\$ 60,808.90

**METROPOLITAN ATLANTA RAPID TRANSIT AUTHORITY**

**PAYMENTS AND CONTRACTS \$20,000 OR MORE**

**(FOR THE PERIOD OF JULY 1, 2022 THROUGH JUNE 30, 2023)**

NAME	PURPOSE		AWARD DATE	BASE TERM W/ OPTIONS	AWARD AMOUNT	PAYMENTS MADE VIA SMALL PURCHASES, PO OR OTHER	TOTAL CONTRACT VALUE PAID TO DATE IN AP	TOTAL PAID IN FY 23
INFO-TECH RESEARCH GROUP, INC.	SUPPLIER PROFILE UPDATE   OUT FOR ROC					\$ 49,007.56		\$ 49,007.56
INTERVENTIONAL SPINE & PAIN MANAGEMENT CENTER PC	WORKERS COMPENSATION MEDICAL PAYMENTS							\$ 33,830.94
IRVING, HOWARD	WORKERS COMPENSATION LOST WAGE PAYMENTS							\$ 36,398.52
ISPM ASC AT COVINGTON LLC	WORKERS COMPENSATION MEDICAL PAYMENTS							\$ 27,371.01
IXYS LONG BEACH, INC.	STOCK, RAIL CAR PARTS					\$ 25,004.00		\$ 25,004.00
JACOBS HJ RUSSELL, MARTA TEAM A JOINT VENTURE (JRMT)	PROCUREMENT OF CPMO CONSULTANT SUPPLEMENTAL SERVICES	P43871	10/31/2019	Five (5) Year w/One (1) Five (5) Year Option	\$ 95,345,975.95		\$ 50,019,980.05	\$ 19,666,085.27
JACQUES BARKER	LEGAL SETTLEMENT							\$ 27,000.00
JARMANO MOORE	LEGAL SETTLEMENT							\$ 44,000.00
JEFF MOORER	LEGAL SETTLEMENT							\$ 24,336.82
JNJ SERVICES, INC	WORKERS COMPENSATION MEDICAL PAYMENTS							\$ 21,686.10
JOBBLE, INC	PROFESSIONAL SERVICES FOR PAYMENT & BOOKING SYSTEM FOR ART IN TRANSIT VENDORS	L44267	8/16/2019	Four (4) Years	\$ 298,243.90		\$ 275,981.56	\$ 86,262.14
JOHNSON CONTROLS, INC.	CCURE 800 MODEL 40 MAINTENANCE SUPPORT	P47416	11/1/2020	Three (3) Years	\$ 522,396.41		\$ 371,983.11	\$ 280,212.70

**METROPOLITAN ATLANTA RAPID TRANSIT AUTHORITY**

**PAYMENTS AND CONTRACTS \$20,000 OR MORE**

**(FOR THE PERIOD OF JULY 1, 2022 THROUGH JUNE 30, 2023)**

NAME	PURPOSE		AWARD DATE	BASE TERM W/ OPTIONS	AWARD AMOUNT	PAYMENTS MADE VIA SMALL PURCHASES, PO OR OTHER	TOTAL CONTRACT VALUE PAID TO DATE IN AP	TOTAL PAID IN FY 23
JOHNSON CONTROLS, INC.	HEATING, VENTILATION, AIR CONDITIONING AND REFRIGERATION FOR THE MARTA HEAQUARTER COMPLEX	B46758	12/17/2021	Two (2) Years w/Two (2) One (1) Year	\$ 1,356,220.00		\$ 391,722.16	\$ 267,723.25
JOHNSON CONTROLS, INC.	STOCK, COMMUNICATIONS PARTS						\$ 21,061.50	\$ 21,061.50
JOHNSON, JUDY	WORKERS COMPENSATION MEDICAL PAYMENTS							\$ 31,818.00
JOHNSON, TALLIANN NICOLE	WORKERS COMPENSATION LOST WAGE PAYMENTS							\$ 23,163.11
JONES, PAMELA K.	WORKERS COMPENSATION LOST WAGE PAYMENTS							\$ 35,235.00
JUNE D. GREEN, ATTORNEY AT LAW	HEARING OFFICER ON SUSPENSION APPEALS							\$ 20,600.00
KAILA AND SOLOMON LAW GROUP, LLC	LEGAL SETTLEMENT							\$ 39,750.00
KAISER PERMANENTE INSURANCE COMPANY, INC.	GROUP HEALTH AND WELLNESSINSURANCE COVERAGE	P43938	7/1/2020	Three (3) Years w/Two (2) One (1) Year	\$ 558,203,229.55		\$ 52,363,332.80	\$ 15,772,494.92
KAMBRIAN CORPORATION	ANNUAL RENEWAL FOR ADOBE PRO. ILLUSTRATOR CC FOR ENTERPRISE,AND CREATIVE CLOUD	Q48153	6/2/2021	Eleven (11) Years	\$ 199,220.35		\$ 199,220.35	\$ 111,156.80
KENNETH J RAJOTTE	LEGAL SETTLEMENT							\$ 36,052.25
KENNETH S. NUGENT, P.C.	LEGAL SETTLEMENT							\$ 212,600.00
KENNETH W. BROSNAHAN, P.C.	WORKERS COMPENSATION LOST WAGE PAYMENTS							\$ 20,786.05



**METROPOLITAN ATLANTA RAPID TRANSIT AUTHORITY**

**PAYMENTS AND CONTRACTS \$20,000 OR MORE**

**(FOR THE PERIOD OF JULY 1, 2022 THROUGH JUNE 30, 2023)**

NAME	PURPOSE		AWARD DATE	BASE TERM W/ OPTIONS	AWARD AMOUNT	PAYMENTS MADE VIA SMALL PURCHASES, PO OR OTHER	TOTAL CONTRACT VALUE PAID TO DATE IN AP	TOTAL PAID IN FY 23
KIEWIT INFRASTRUCTURE SOUTH CO	RAIL STATION ELECTRONIC SIGNAGE SETTLEMENT	LEGAL P37176	5/23/2017	Four (4) Years w/Four (4), Five (5) Year	\$ 11,872,236.00			\$ 1,325,960.80
KIEWIT INFRASTRUCTURE SOUTH CO	PUBLIC ADDRESS SYSTEM UPGRADE SETTLEMENT	LEGAL P37171	5/23/2017	Four (4) Years w/Four (4), Five (5) Year	\$ 16,133,450.00		\$ 7,056,052.27	\$ 3,273,134.65
KINKISHARYO INTERNATIONAL, LLC	RAIL CAR LIFE EXTENSION PROGRAM	B40294	1/31/2018	Sixty-Six (66) Months, (Extended to 11/30/2024)	\$ 100,709,037.00		\$ 94,177,344.73	\$ 20,600,894.98
KITCHENS, PATRICK	WORKERS COMPENSATION LOST WAGE PAYMENTS							\$ 35,100.00
KNIGHT BROTHER DBA INTERMOUNTAIN RIGGING & HEAVY HAUL	TRANSPORTING DOLLIES AND RAIL CAR TRUCKS BETWEEN UTA AND MARTA FOR REPAIR					\$ 35,898.00		\$ 35,898.00
KONTRON TRANSPORTATION NORTH AMERICA INC	MOBILE TICKETING SYSTEM	P34151	4/3/2017	Five (5) Years with four (4) - 1 Year Maintenance Options	\$ 14,560,479.33		\$ 4,799,752.96	\$ 864,103.96
KRAUTHAMER & ASSOCIATES	EXECUTIVE SEARCH PROFESSIONAL SERVICES - GENERAL MANAGER/CEO	P50156	5/9/2022	Eight (8) Months	\$ 199,900.00		\$ 143,247.00	\$ 143,247.00
KRAUTHAMER & ASSOCIATES	PROF. CONSULTING SERVICES FOR RECRUITMENT OF AGM FOR MARTA HUMAN RESOURCES DEPARTMENT	L50227	9/1/2022	Six (6) Months	\$ 49,525.00		\$ 74,385.00	\$ 74,385.00
KRAUTHAMER & ASSOCIATES	PROFESSIONAL RECRUITMENT SERVICES	L50258	1/5/2023	One (1) Year	\$ 54,000.00		\$ 54,000.00	\$ 54,000.00
KSI DISTRIBUTION INC.	STOCK, BUS PARTS					\$ 30,000.00		\$ 30,000.00
L7FS, LLC	TARGETED CLEANING SERVICES							\$ 133,715.00
LAMAR LAW OFFICE, LLC	LEGAL SETTLEMENT							\$ 77,500.00

**METROPOLITAN ATLANTA RAPID TRANSIT AUTHORITY**

**PAYMENTS AND CONTRACTS \$20,000 OR MORE**

**(FOR THE PERIOD OF JULY 1, 2022 THROUGH JUNE 30, 2023)**

NAME	PURPOSE		AWARD DATE	BASE TERM W/ OPTIONS	AWARD AMOUNT	PAYMENTS MADE VIA SMALL PURCHASES, PO OR OTHER	TOTAL CONTRACT VALUE PAID TO DATE IN AP	TOTAL PAID IN FY 23
LANIER STEEL PRODUCTS, INC.	STOCK, TOOLS & SUPPLIES					\$ 168,985.00		\$ 168,985.00
LAURA LANZISERA	WORKERS COMPENSATION LOST WAGE PAYMENTS							\$ 53,946.90
LAW OFFICE OF LYNDA S. PARKER, P.C.	WORKERS COMPENSATION SETTLEMENT							\$ 31,250.00
LAW OFFICE OF W. BRYANT GREEN, III, P.C.	LEGAL SETTLEMENT							\$ 28,000.00
LAW OFFICE OF W. CALVIN SMITH, II, P.C.	LEGAL SETTLEMENT							\$ 56,750.00
LAW OFFICES BEVERLY MANLEY & ASSOCIATES	WORKERS COMPENSATION LEGAL EXPENSE							\$ 57,284.20
LAW OFFICES OF CARETON R. MATTHEWS	LEGAL SETTLEMENT							\$ 130,000.00
LAWRENCEVILLE SURGERY CENTER	WORKERS COMPENSATION SETTLEMENT							\$ 79,669.94
LAWN CREATIONS, LLC	AUTHORITY-WIDE LANDSCAPING SERVICES - EAST LINE	B49479	4/25/2022	Two (2) Years w/Three (3) One (1) Year	\$ 4,628,425.00		\$ 297,114.00	\$ 266,562.00
LAWN MAINTENANCE SOLUTIONS, INC.	AUTHORITY-WIDE LANDSCAPING SERVICES	B45932	7/9/2021	Two (2) Years w/Three (3) One (1) Year	\$ 1,997,477.00		\$ 459,868.70	\$ 271,172.49
LB FOSTER COMPANY	STOCK, TOOLS & SUPPLIES					\$ 168,985.00		\$ 168,985.00
LCC OFFICE ACQUISITIONS	575 MOROSGO LEASE AGREEMENT	P50303	12/21/2022	Five (5) Years	\$ 352,557.33		\$ 352,557.33	\$ 352,557.33

**METROPOLITAN ATLANTA RAPID TRANSIT AUTHORITY**

**PAYMENTS AND CONTRACTS \$20,000 OR MORE**

**(FOR THE PERIOD OF JULY 1, 2022 THROUGH JUNE 30, 2023)**

NAME	PURPOSE		AWARD DATE	BASE TERM W/ OPTIONS	AWARD AMOUNT	PAYMENTS MADE VIA SMALL PURCHASES, PO OR OTHER	TOTAL CONTRACT VALUE PAID TO DATE IN AP	TOTAL PAID IN FY 23
LEASEQUERY, LLC	GASB 87 COMPLIANT CLOUD BASED ENTERPRISE LEASE ACCOUNTING SOFTWARE	Q49609	2/22/2022	Four (4) Years	\$ 115,241.00		\$ 71,920.38	\$ 36,020.38
LEWIS, BERNARD L.	WORKERS COMPENSATION LOST WAGE PAYMENTS							\$ 31,301.92
LEWIS, RICKIE	WORKERS COMPENSATION LOST WAGE PAYMENTS							\$ 29,900.00
LINDBERGH CITY CENTER OWNER'S ASSOC	LINDBERGH CITY CENTER ASSOCIATION CAPITAL IMPROVEMENTS						\$ 2,176,773.69	\$ 1,344,990.21
LINDBERGH CITY CENTER OWNER'S ASSOC	LINDBERGH CITY CENTER OWNERS ASSOC (LCCOA) - 2022 OPERATING ASSESSMENT					\$ 71,569.27		\$ 71,569.27
LOCKHART, GREGORY	WORKERS COMPENSATION LOST WAGE PAYMENTS							\$ 35,100.00
LONEY, JUSTIN	WORKERS COMPENSATION LOST WAGE PAYMENTS							\$ 20,882.24
LUMINATOR TECHNOLOGY GROUP, INC.	STOCK, COMMUNICATIONS PARTS					\$ 124,219.00		\$ 124,219.00
LYFT, INC.	MARTA - LYFT PARTNERSHIP	L48275	3/18/2021	Three (3) Years	\$ 500,000.00		\$ 275,873.33	\$ 178,048.26
M. ARTHUR GENSLER JR. & ASSOCIATES, INC	ARTERIAL RAPID TRANSIT AND BUS RAPID TRANSIT BRANDING	Q48690	10/22/2021	One (1) Year	\$ 116,500.00		\$ 85,995.00	\$ 85,155.00
MADDOX, LINNY	WORKERS COMPENSATION LOST WAGE PAYMENTS							\$ 23,471.00
MANSFIELD POWER AND GAS, LLC	MARTA NATURAL GAS SUPPLY	B42422	4/1/2019	Twenty Four (24) Months w/One (1) One (1) Year (Extended to 9/30/2022)	\$ 16,225,928.22		\$ 12,083,445.11	\$ 3,110,295.07

**METROPOLITAN ATLANTA RAPID TRANSIT AUTHORITY**

**PAYMENTS AND CONTRACTS \$20,000 OR MORE**

**(FOR THE PERIOD OF JULY 1, 2022 THROUGH JUNE 30, 2023)**

NAME	PURPOSE		AWARD DATE	BASE TERM W/ OPTIONS	AWARD AMOUNT	PAYMENTS MADE VIA SMALL PURCHASES, PO OR OTHER	TOTAL CONTRACT VALUE PAID TO DATE IN AP	TOTAL PAID IN FY 23
MANSFIELD POWER AND GAS, LLC	COMPRESSED NATURAL GAS SUPPLY	B50103	10/3/2022	Two (2) Years	\$ 22,086,293.00		\$ 4,929,164.67	\$ 4,551,100.82
MANUEL, NOEMI	WORKERS COMPENSATION LOST WAGE PAYMENTS							\$ 29,706.56
MARSH USA, INC.	PREMIUMS FOR EXCESS INSURANCE COVERAGE							\$ 10,574,179.29
MARSH USA, INC.	PROCUREMENT OF PROPERTY AND CASUALTY INSURANCE BROKERAGE SERVICES	P48464	7/22/2021	Two (2) Years w/Three (3) One (1) Year	\$ 360,000.00		\$ 122,500.00	\$ 70,000.00
MASSANA CONSTRUCTION, LLC.	PROCUREMENT OF REMOVAL & DISPOSAL OF METAL PANELS ALONG THE MARTA AERIAL STRUCTURE ABOVE THE ATLANTA AIRPORT NORTH PLAZA	Q50141	11/7/2022	Six (6) Years	\$ 54,079.00		\$ 54,079.00	\$ 54,079.00
MATHES VIDEO PRODUCTION	RENTAL OF THREE (3) MOBILE LED SCREENS FOR MARTA TRIV PROJECT					\$ 40,080.00		\$ 40,080.00
MATRIX RAILWAY CORP.	STOCK, RAIL CAR PARTSD					\$ 29,304.00		\$ 29,304.00
MAYER ELECTRIC SUPPLY COMPANY, INC.	COMPLETE CELLTRON ADVANTAGE DIGITAL KIT & OFFICE OF FACILITIES INROW COOLER FOR IOC DATA CENTER.					\$ 113,700.00		\$ 113,700.00
MAYER ELECTRIC SUPPLY COMPANY, INC.	"NEW" ELECTRO SWITCH RELAY					\$ 46,440.00		\$ 46,440.00
MCGAHREN LAW FIRM, LLC	LEGAL SETTLEMENT							\$ 150,500.00
MCGUIRE WOODS, LLP	PROFESSIONAL SERVICES FOR LOBBYING - MCGUIRE WOODS GOVERNMENT RELATIONS	L50090	1/14/2022	One (1) Year	\$ 56,000.00		\$ 27,999.96	\$ 23,333.30
MCPHERSON OIL CO. INC.	PROCUREMENT OF OIL FOR TRANSIT BUSES AND AUTOMOBILES	B37248	7/27/2017	Three (3) Years w/Two (2) One (1) Year	\$ 1,753,665.00		\$ 532,575.57	\$ 330,473.26

**METROPOLITAN ATLANTA RAPID TRANSIT AUTHORITY**

**PAYMENTS AND CONTRACTS \$20,000 OR MORE**

**(FOR THE PERIOD OF JULY 1, 2022 THROUGH JUNE 30, 2023)**

NAME	PURPOSE		AWARD DATE	BASE TERM W/ OPTIONS	AWARD AMOUNT	PAYMENTS MADE VIA SMALL PURCHASES, PO OR OTHER	TOTAL CONTRACT VALUE PAID TO DATE IN AP	TOTAL PAID IN FY 23
MCPHERSON OIL CO. INC.	DIESEL EXHAUST FLUID	B48662A	9/16/2022	Two (2) Years w/Two (2) One (1) Year	\$ 540,600.00		\$ 39,432.84	\$ 32,525.20
MELISSA J. DAVEY CH. 13 TRUSTEE	GARNISHMENT - CHAPTER 13 - PAYROLL DEDUCTION							\$ 181,546.38
MELTWATER NEWS US INC	RENEWAL OF MELTWATER MEDIA MONITORING SUBSCRIPTION - 1 YEAR RENEWAL JUNE 1, 2023 - MAY 31, 2023					\$ 23,000.00		\$ 23,000.00
METLIFE	VOLUNTARY BENEFIT - EMPLOYEE PAID - PAYROLL DEDUCTION							\$ 207,926.13
METRO VAC & BROOM SERVICES	PROCUREMENT OF PARKING LOT SWEEPING SERVICES	Q49436	1/3/2022	One (1) Year	\$ 195,988.82		\$ 195,528.50	\$ 121,087.22
MHC KENWORTH ATLANTA	STOCK, BUS PARTS					\$ 161,114.85		\$ 161,114.85
MHC KENWORTH ATLANTA	STOCK, BUS PARTS					\$ 134,040.55		\$ 134,040.55
MICHAEL E. CARROLL AND ASSOCIATES, L.L.C.	LEGAL SETTLEMENT							\$ 60,000.00
MICHAEL M. DAY LAW FIRM, LLC	LEGAL SETTLEMENT							\$ 25,000.00
MICRO FOCUS GOVERNMENT SOLUTIONS LLC	ALM QUALITY SERVICES UPGRADE	L50094	7/20/2022	Three (3) Years	\$ 169,017.54		\$ 169,017.51	\$ 110,891.69
MICROSOFT CORPORATION	MICROSOFT PREMIER SUPPORT SERVICES	P42625	10/12/2018	Six (6) Years	\$ 632,374.40		\$ 495,037.36	\$ 166,626.18
MILITARY MAKEOVER, LLC	MILITARY MAKEOVER OPERATION CENTER							\$ 54,700.00

**METROPOLITAN ATLANTA RAPID TRANSIT AUTHORITY**

**PAYMENTS AND CONTRACTS \$20,000 OR MORE**

**(FOR THE PERIOD OF JULY 1, 2022 THROUGH JUNE 30, 2023)**

NAME	PURPOSE		AWARD DATE	BASE TERM W/ OPTIONS	AWARD AMOUNT	PAYMENTS MADE VIA SMALL PURCHASES, PO OR OTHER	TOTAL CONTRACT VALUE PAID TO DATE IN AP	TOTAL PAID IN FY 23
MINNESOTA LIFE INSURANCE COMPANY	GROUP LIFE AND ACCIDENTAL DEATH & DISMEMBERMENT INSURANCE COVERAGES	P43938	7/1/2020	Three (3) Years w/Two (2) One (1) Year	\$ 558,203,229.55		\$ 7,732,236.82	\$ 2,600,061.57
MOHAMED AMIN	LEGAL SETTLEMENT							\$ 21,777.51
MONGE & ASSOCIATES	LEGAL SETTLEMENT							\$ 122,469.60
MONTLICK & ASSOCIATES, P.C.	WORKERS COMPENSATION LOST WAGE PAYMENTS AND LEGAL							\$ 72,645.82
MOODY LEGAL COUNSEL LLC	LEGAL SETTLEMENT							\$ 100,000.00
MORE BUSINESS SOLUTIONS	MARTA PILOT ON-DEMAND RESPONSE – REACH PROGRAM DIRECT MAIL EXPANDED ZONES (4" X 6" POST CARD), FILE SETUP, PRINTING 4/4, FINISHING, PAPER STOCK, PRESORTING AND MAILING, ACQUISITION OF MAIL LIST FOR 11 ZIP CODES & POSTAGE.					\$ 42,108.47		\$ 42,108.47
MORGAN & MORGAN ATLANTA, PLLC	WORKERS COMPENSATION LOST WAGE PAYMENTS AND LEGAL SETTLEMENTS							\$ 5,247,898.61
MOTOROLA SOLUTIONS, INC.	MAINTENANCE & SUPPORT SERVICES - RADIO COMMUNICATION SYSTEM							\$ 146,763.58
MOTOROLA SOLUTIONS, INC.	RADIO COMMUNICATIONS SYSTEM UPGRADE- PHASE III	P47860	6/25/2021	Three (3) Years	\$ 29,900,000.00		\$ 6,202,586.00	\$ 4,707,586.00
MR CHARLES TURMAN	WORKERS COMPENSATION LOST WAGE PAYMENTS AND LEGAL SETTLEMENTS							\$ 60,986.75
MR DANIEL VERTUS	WORKERS COMPENSATION LOST WAGE PAYMENTS							\$ 40,625.00
MR FRANK L. BELCHER	WORKERS COMPENSATION LOST WAGE PAYMENTS							\$ 29,900.00

**METROPOLITAN ATLANTA RAPID TRANSIT AUTHORITY**

**PAYMENTS AND CONTRACTS \$20,000 OR MORE**

**(FOR THE PERIOD OF JULY 1, 2022 THROUGH JUNE 30, 2023)**

NAME	PURPOSE		AWARD DATE	BASE TERM W/ OPTIONS	AWARD AMOUNT	PAYMENTS MADE VIA SMALL PURCHASES, PO OR OTHER	TOTAL CONTRACT VALUE PAID TO DATE IN AP	TOTAL PAID IN FY 23
MR KEVIN GOTELL	WORKERS COMPENSATION SETTLEMENT							\$ 113,947.75
MR KHARI PRATT	WORKERS COMPENSATION SETTLEMENT							\$ 60,750.00
MR MARCELLUS ROWE	LEGAL SETTLEMENT							\$ 35,750.00
MR MAURICE CHATEAUDEGAT	WORKERS COMPENSATION LOST WAGE PAYMENTS							\$ 25,133.75
MR MICHAEL NELSON	WORKERS COMPENSATION SETTLEMENT							\$ 111,452.89
MR ROBERT ROBINSON	WORKERS COMPENSATION LOST WAGE PAYMENTS							\$ 22,501.44
MR RUSSOM TECLE	WORKERS COMPENSATION LOST WAGE PAYMENTS							\$ 29,900.00
MR TROY MCCRIMMON	WORKERS COMPENSATION SETTLEMENT							\$ 60,000.00
MR TYRONE HENRY	WORKERS COMPENSATION LOST WAGE PAYMENTS AND LEGAL SETTLEMENTS							\$ 36,449.12
MRS KAREN COOK	WORKERS COMPENSATION LOST WAGE PAYMENTS							\$ 20,254.54
MS AVIS BURRELL	WORKERS COMPENSATION LOST WAGE PAYMENTS							\$ 28,557.50
MS BESSIE A. GARLAND	WORKERS COMPENSATION LOST WAGE PAYMENTS							\$ 20,507.15

**METROPOLITAN ATLANTA RAPID TRANSIT AUTHORITY**

**PAYMENTS AND CONTRACTS \$20,000 OR MORE**

**(FOR THE PERIOD OF JULY 1, 2022 THROUGH JUNE 30, 2023)**

NAME	PURPOSE		AWARD DATE	BASE TERM W/ OPTIONS	AWARD AMOUNT	PAYMENTS MADE VIA SMALL PURCHASES, PO OR OTHER	TOTAL CONTRACT VALUE PAID TO DATE IN AP	TOTAL PAID IN FY 23
MS CATHY M. HUNT	WORKERS COMPENSATION LOST WAGE PAYMENTS							\$ 24,221.08
MS DALERIE ARDISTER	WORKERS COMPENSATION LOST WAGE PAYMENTS							\$ 23,832.60
MS DANITA G. WARD	WORKERS COMPENSATION LOST WAGE PAYMENTS							\$ 20,682.00
MS DEBORAH WHITE	WORKERS COMPENSATION LOST WAGE PAYMENTS							\$ 22,464.00
MS ELAINE CLARK	WORKERS COMPENSATION LOST WAGE PAYMENTS AND LEGAL SETTLEMENTS							\$ 106,537.25
MS KENYATTA HARRIS	WORKERS COMPENSATION SETTLEMENT							\$ 67,303.10
MS KIMBERLY TAYLOR	WORKERS COMPENSATION LOST WAGE PAYMENTS							\$ 22,877.56
MS LAKETHA R. LEWIS	WORKERS COMPENSATION LOST WAGE PAYMENTS							\$ 71,350.00
MS LATASHA WINGFIELD	WORKERS COMPENSATION LOST WAGE PAYMENTS							\$ 20,480.75
MS. LINDA J. LOCKETT	WORKERS COMPENSATION LOST WAGE PAYMENTS							\$ 21,450.00
MS LOIS HARRIS	WORKERS COMPENSATION LOST WAGE PAYMENTS							\$ 35,450.40
MS MADISON HARRIS	WORKERS COMPENSATION LOST WAGE PAYMENTS							\$ 27,350.09



**METROPOLITAN ATLANTA RAPID TRANSIT AUTHORITY**

**PAYMENTS AND CONTRACTS \$20,000 OR MORE**

**(FOR THE PERIOD OF JULY 1, 2022 THROUGH JUNE 30, 2023)**

NAME	PURPOSE		AWARD DATE	BASE TERM W/ OPTIONS	AWARD AMOUNT	PAYMENTS MADE VIA SMALL PURCHASES, PO OR OTHER	TOTAL CONTRACT VALUE PAID TO DATE IN AP	TOTAL PAID IN FY 23
MS MALINDA HAMPTON	LEGAL SETTLEMENT							\$ 67,376.50
MS MIA ANTHONY	WORKERS COMPENSATION SETTLEMENT							\$ 29,935.23
MS REGINA CRAWFORD	WORKERS COMPENSATION LOST WAGE PAYMENTS							\$ 27,030.53
MS RETHA JORDAN	WORKERS COMPENSATION SETTLEMENT							\$ 136,775.58
MS RHONDA JOHNSON	WORKERS COMPENSATION LOST WAGE PAYMENTS							\$ 35,100.00
MS RHONDA JACOBS	WORKERS COMPENSATION LOST WAGE PAYMENTS							\$ 26,284.50
MS SADE A BARKER	WORKERS COMPENSATION LOST WAGE PAYMENTS							\$ 35,100.00
MS SADONNA P. PARKER	WORKERS COMPENSATION LOST WAGE PAYMENTS							\$ 26,284.50
MS. SCHQUETTA L. FOSTER	WORKERS COMPENSATION LOST WAGE PAYMENTS							\$ 21,945.18
MS SHAVONDA KIDD	WORKERS COMPENSATION LOST WAGE PAYMENTS							\$ 23,275.06
MS SHIRLEY A. JOHNSON	WORKERS COMPENSATION LOST WAGE PAYMENTS							\$ 29,900.00
MS VIRTUOUS M. EDWARDS	WORKERS COMPENSATION LOST WAGE PAYMENTS							\$ 35,100.00

**METROPOLITAN ATLANTA RAPID TRANSIT AUTHORITY**

**PAYMENTS AND CONTRACTS \$20,000 OR MORE**

**(FOR THE PERIOD OF JULY 1, 2022 THROUGH JUNE 30, 2023)**

NAME	PURPOSE		AWARD DATE	BASE TERM W/ OPTIONS	AWARD AMOUNT	PAYMENTS MADE VIA SMALL PURCHASES, PO OR OTHER	TOTAL CONTRACT VALUE PAID TO DATE IN AP	TOTAL PAID IN FY 23
MS WINTER WILLIAMS	WORKERS COMPENSATION LOST WAGE PAYMENTS							\$ 22,600.00
MS WYTERIA JACKSON	WORKERS COMPENSATION LOST WAGE PAYMENTS							\$ 21,450.00
MY PHAM P.C.	LEGAL SETTLEMENT							\$ 67,500.00
MTM RECOGNITION CORP.	EMPLOYEE RECOGNITION PLATFORM	Q48430	10/19/2021	Four (4) Years	\$ 181,964.00		\$ 88,877.34	\$ 52,505.31
MULTI-SOURCE ELECTRICAL & INDU	STOCK, TOOLS & SUPPLIER, EP&E					\$ 45,759.00		\$ 45,759.00
MUNCIE TRANSIT SUPPLY	STOCK, BUS PARTS					\$ 63,723.87		\$ 63,723.87
MYERS CONTROLLED POWER LLC	STOCK TOOLS & SUPPLIER EP&E; VOLTAGE CONTROL BREAKER					\$ 134,032.00		\$ 134,032.00
NACO DEFERRED COMP-PEBSCO	DEFERED COMP 457 - EMPLOYEE PAID - PAYROLL DEDUCTION					\$ 17,439,683.72		
NATHANIEL J. MIDDLETON	LEGAL SETTLEMENT					\$ 23,000.00		
NATIONWIDE PROPERTY AND CASUALTY INSURANCE COMPANY	LEGAL SETTLEMENT					\$ 27,560.62		
NETSYNC NETWORK SOLUTIONS, INC.	RENEWAL OF MAINTENANCE SUPPORT FOR THE CISCO SMARTNET DEVICES	B47511	9/13/2021	Two (2) Years	\$ 1,016,384.45		\$ 967,985.19	\$ 531,382.47
NEW FLYER OF AMERICA	PURCHASE OF FOUR (4) SIXTY-FOOT (60') ARTICULATED CNG BUSES	P46638	10/29/2020	Two (2) Years	\$ 4,542,533.58		\$ 4,266,386.75	\$ 24,080.05

**METROPOLITAN ATLANTA RAPID TRANSIT AUTHORITY**

**PAYMENTS AND CONTRACTS \$20,000 OR MORE**

**(FOR THE PERIOD OF JULY 1, 2022 THROUGH JUNE 30, 2023)**

NAME	PURPOSE		AWARD DATE	BASE TERM W/ OPTIONS	AWARD AMOUNT	PAYMENTS MADE VIA SMALL PURCHASES, PO OR OTHER	TOTAL CONTRACT VALUE PAID TO DATE IN AP	TOTAL PAID IN FY 23
NEW FLYER OF AMERICA	PURCHASE OF SIX ZERO-EMISSIONS BUSES	P46977	12/24/2020	Two (2) Years	\$ 7,094,063.04		\$ 9,913,523.89	\$ 293,806.00
NEW JERSEY FAMILY SUPPORT PMT	GARNISHMENT - CHILD SUPPORT - PAYROLL DEDUCTION							\$ 24,497.55
NICK SCHNYDER LAW FIRM LLC	LEGAL SETTLEMENT							\$ 675,000.00
NOBLE, LORETTA DENISE	WORKERS COMPENSATION LOST WAGE PAYMENTS							\$ 24,614.20
NOBLE SUPPLY & LOGISTICS	POWER BREEZER HIGH VELOCITY INDUSTRIAL FAN MODEL# PB4BASE (8EA)					\$ 33,445.44		\$ 33,445.44
NORTHERN TRUST COMPANY	NON REP PENSION - EMPLOYER & EMPLOYEE PAID - PAYROLL DEDUCTION							\$ 21,008,578.07
NSH USA	CONTROLS SYSTEMS UPGRADES OF NSH USA WHEEL TRUING LATHES	P49916	6/20/2022	One (1) Year	\$ 953,529.00		\$ 839,106.00	\$ 323,418.00
ODENEAL, BRIAN K.	WORKERS COMPENSATION LOST WAGE PAYMENTS							\$ 29,900.00
OHIO RIVER SOUTH, INC	PROFESSIONAL SERVICES FOR PROMOTING AND PROTECTING EQUITABLE INVESTMENT IN TRANSIT MORE MARTA ATLANTA PROGRAM	L50130	3/1/2022	One (1) Year	\$ 90,000.00		\$ 90,000.00	\$ 90,000.00
OHIO RIVER SOUTH, INC	PROFESSIONAL SERVICES FOR LOBBYIST OHIO RIVER SOUTH	L50267	1/1/2023	One (1) Year	\$ 128,000.00		\$ 68,000.00	\$ 58,000.00
OPENSESAME INC	OPENSESAME PLUS SUBSCRIPTION CATALOG	P48292	6/15/2021	Twelve (12) Months	\$ 164,800.00		\$ 81,600.00	\$ 81,600.00
ORACLE AMERICA, INC.	MAINTENANCE AND SUPPORT FOR ORACLE DATABASE, ERP, AND ID MANAGEMENT	P27978	12/21/2012	Twelve (12) Years	\$ 21,103,511.05		\$ 8,914,614.17	\$ 3,166,249.37

**METROPOLITAN ATLANTA RAPID TRANSIT AUTHORITY**

**PAYMENTS AND CONTRACTS \$20,000 OR MORE**

**(FOR THE PERIOD OF JULY 1, 2022 THROUGH JUNE 30, 2023)**

NAME	PURPOSE		AWARD DATE	BASE TERM W/ OPTIONS	AWARD AMOUNT	PAYMENTS MADE VIA SMALL PURCHASES, PO OR OTHER	TOTAL CONTRACT VALUE PAID TO DATE IN AP	TOTAL PAID IN FY 23
ORACLE AMERICA, INC.	ORACLE PRIMAVERA P6 CLOUD SERVICE, PRIMAVERA UNIFIER CLOUD SERVICE AND PROFESSIONAL CONSULTING SERVICES	P43333	4/23/2019	Five (5) Years	\$ 2,353,851.89		\$ 1,855,948.88	\$ 636,490.33
ORIGAMI RISK, LLC	RISK MANAGEMENT INFORMATION SAAS SYSTEM	P44741	11/26/2019	Three (3) Years w/Two (2) One (1) Year	\$ 1,040,429.25		\$ 829,083.50	\$ 217,408.50
ORTHOPEDIC SOUTH SURGICAL CENTER, LLC	WORKERS COMPENSATION MEDICAL PAYMENTS							\$ 22,881.43
OUTSYSTEMS, INC.	OUTSYSTEMS SOFTWARE	P42834	11/20/2018	Three (3) Years w/Two (2) One (1) Year	\$ 548,943.01		\$ 505,447.12	\$ 134,000.00
OVERHEAD DOOR CO. OF ATLANTA	NEW 14X14 CORNELL THERMISER (ESD20) INSULATED ROLLING STEEL DOOR & INSTALLATION					\$ 20,039.00		\$ 20,039.00
PARKER POE ADAMS & BERNSTEIN LLP	5265 ODR COUNTY & CITY 2022 PRO-RATED PROPERTY TAXES					\$ 145,597.63		\$ 145,597.63
PARKER POE ADAMS & BERNSTEIN LLP	CLOSING AGREEMENT WITH TSUNAMI VOLLEY, INC. (TENANT)		6/6/2022		\$ 214,033.00		\$ 214,033.00	\$ 214,033.00
PARKER POE ADAMS & BERNSTEIN LLP	CLOSING AGREEMENT FOR CLAYTON COUNTY - SCP DISTRIBUTORS, LLC (TENANT)		12/12/2022		\$ 421,251.00		\$ 421,251.00	\$ 421,251.00
PAUL DAVIS dba GOOD CHOICE X-PERT TREE SERVICE LLC	ON-CALL SNOW AND DEBRIS REMOVAL SERVICES	B47306	8/5/2022	Three (3) Years	\$ 199,950.00		\$ 131,980.40	\$ 131,980.40
PAYNE, ANTHONY T	WORKERS COMPENSATION LOST WAGE PAYMENTS							\$ 24,158.04
PC SOLUTIONS & INTEGRATION, INC.	PALO ALTO FIREWALLS	P50220	11/17/2022	Three (3) Years	\$ 1,396,399.44		\$ 1,396,399.44	\$ 1,396,399.44
PEACHTREE ORTHOPAEDIC CLINIC	WORKERS COMPENSATION MEDICAL PAYMENTS							\$ 141,295.56

**METROPOLITAN ATLANTA RAPID TRANSIT AUTHORITY**

**PAYMENTS AND CONTRACTS \$20,000 OR MORE**

**(FOR THE PERIOD OF JULY 1, 2022 THROUGH JUNE 30, 2023)**

NAME	PURPOSE		AWARD DATE	BASE TERM W/ OPTIONS	AWARD AMOUNT	PAYMENTS MADE VIA SMALL PURCHASES, PO OR OTHER	TOTAL CONTRACT VALUE PAID TO DATE IN AP	TOTAL PAID IN FY 23
PEACHTREE ORTHOPAEDIC SURGERY CENTER AT PERIMETER, LLC	WORKERS COMPENSATION MEDICAL PAYMENTS							\$ 70,821.76
PEACHTREE ORTHOPAEDIC SURGERY CENTER at PIEDMONT, LLC	WORKERS COMPENSATION MEDICAL PAYMENTS							\$ 144,578.58
PEACHTREE TENTS AND EVENTS	NEW RAIL CAR EVENT RENTALS - TENTS, CHAIRS, TABLES, ETC.							\$ 56,611.42
PEDRO ARANA	LEGAL SETTLEMENT							\$ 45,000.00
PEOPLE'S JANITORIAL SUPPLIES	STOCK, TOOLS & SUPPLIES					\$ 26,046.17		\$ 26,046.17
PERFORMANCE FRICTION CORPORATION	BUS, STOCK PARTS					\$ 23,977.00	\$ 23,977.00	\$ 23,977.00
PERFORMANCE FRICTION CORPORATION	STOCK, BUS PARTS					\$ 113,890.75		\$ 113,890.75
PERFORMANCE REVIEW INSTITUTE, INC.	PROFESSIONAL SERVICES FOR ISO AUDITING SERVICES	L50236	1/2/2023	Three (3) Years	\$ 104,998.71		\$ 51,330.45	\$ 51,330.45
PERKINS & WILL, INC.	MASTER PLANNING SERVICES AT KENSINGTON STATION	P49711	4/29/2022	One (1) Year	\$ 325,000.00		\$ 325,000.00	\$ 266,500.00
PERKINS STUDDARD LLC	WORKERS COMPENSATION LOST WAGE PAYMENTS							\$ 46,774.42
PETERS, WILLIAM	WORKERS COMPENSATION LOST WAGE PAYMENTS							\$ 22,925.30
PIASTA NEWBERN WALKER, LLC	LEGAL SETTLEMENT							\$ 800,000.00

**METROPOLITAN ATLANTA RAPID TRANSIT AUTHORITY**

**PAYMENTS AND CONTRACTS \$20,000 OR MORE**

**(FOR THE PERIOD OF JULY 1, 2022 THROUGH JUNE 30, 2023)**

NAME	PURPOSE		AWARD DATE	BASE TERM W/ OPTIONS	AWARD AMOUNT	PAYMENTS MADE VIA SMALL PURCHASES, PO OR OTHER	TOTAL CONTRACT VALUE PAID TO DATE IN AP	TOTAL PAID IN FY 23
PIEDMONT HOSPITAL	WORKERS COMPENSATION MEDICAL PAYMENTS							\$ 29,106.22
PIERCE SKRABANEK, PLLC	LEGAL SETTLEMENT							\$ 227,500.00
PINNACLE PUBLIC FINANCE, INC.	AUTHORITY-WIDE ENERGY SAVINGS PERFORMANCE CONTRACT (WITH FINANCING FROM PINNACLE PUBLIC FINANCE, INC.)	P37274-A	10/31/2017	Seventeen (17) Years	\$ 36,507,715.86		\$ 9,429,761.44	\$ 2,960,754.24
PINNACLE TOWERS, LLC	LEASE AGREEMENT FOR RADIO ANTENNA SITE (CROWN CASTLE) - STONE MOUNTAIN	L40123	5/16/2002	Five (5) Years w/Four (4), Five (5) Year	\$ 2,659,765.11		\$ 194,458.88	\$ 50,276.62
PITNEY BOWES RESERVE ACCOUNT	PITNEY BOWES RESERVE ACCOUNT FY2023		3/6/2023	One (1) Year w/Nine(9) One Year	\$ 38,000.00		\$ 38,000.00	\$ 38,000.00
POLARIS ASSOCIATES, INC.	ORBIT ANALYTICS SOFTWARE MAINTENANCE SUPPORT	P45361	1/27/2020	Three (3) Years	\$ 250,311.02		\$ 250,311.02	\$ 106,313.42
POLICE EXECUTIVE RESEARCH FORUM	TUITION FOR POLICE SERVICES CLASSES							\$ 38,800.00
POST GLOVER RESISTORS INC	STOCK, RAIL CAR PARTS					\$ 54,600.00		\$ 54,600.00
POWERTECH CONVERTER CORP.	STOCK, RAIL CAR PARTS					\$ 51,788.64		\$ 51,788.64
PRESIDIO NETWORKED SOLUTIONS	VERINT VERBA RECORDING SYSTEM	P49510	6/24/2020	Two (2) Years	\$ 180,147.20		\$ 180,147.20	\$ 39,930.96
PRESIDIO NETWORKED SOLUTIONS	TARGET ATTACK PROTECTION AND EMAIL FRAUD DEFENSE SOFTWARE	Q48531	6/17/2021	One (1) Year	\$ 186,760.74		\$ 186,760.74	\$ 32,341.94
PRESIDIO NETWORKED SOLUTIONS	MAINTENANCE AND SUPPORT SERVICES FOR VMWARE VSPHERE SUBSCRIPTION	P48349	10/13/2021	Six (6) Years w/Two (2) One (1) Year	\$ 189,909.72		\$ 189,909.72	\$ 117,956.10

**METROPOLITAN ATLANTA RAPID TRANSIT AUTHORITY**

**PAYMENTS AND CONTRACTS \$20,000 OR MORE**

**(FOR THE PERIOD OF JULY 1, 2022 THROUGH JUNE 30, 2023)**

NAME	PURPOSE		AWARD DATE	BASE TERM W/ OPTIONS	AWARD AMOUNT	PAYMENTS MADE VIA SMALL PURCHASES, PO OR OTHER	TOTAL CONTRACT VALUE PAID TO DATE IN AP	TOTAL PAID IN FY 23
PRESIDIO NETWORKED SOLUTIONS	HARDWARE MAINTENANCE SUPPORT FOR F5 LOAD BALANCERS	P49272	9/24/2021	Two (2) Years	\$ 184,932.76		\$ 184,932.71	\$ 158,513.80
PRESIDIO NETWORKED SOLUTIONS	QUEST SERVER VIRTUALIZATION MANAGEMENT SUPPORT 24X7 MAINTENANCE					\$ 31,680.00		\$ 31,680.00
PRESIDIO NETWORKED SOLUTIONS	LICENSES FOR VERINT CALL RECORDER	P50135	7/1/2022	Two (2) Years	\$ 59,766.00		\$ 26,431.80	\$ 26,431.80
PRESIDIO NETWORKED SOLUTIONS	PROCUREMENT FOR TARGET ATTACK PROTECTION AND EMAIL FRAUD DEFENSE SOFTWARE	B50142	9/19/2022	Four (4) Years	\$ 850,319.15		\$ 202,613.83	\$ 202,613.83
PROFILE CONSULTING GROUP, LLC	MARTA SOCIAL MEDIA STRATEGY AND GENERAL SOCIAL MEDIA SUPPORT SERVICES	L49369	11/4/2021	One (1) Year	\$ 136,800.00		\$ 119,700.00	\$ 68,400.00
PROGRESSIVE SUPPLY	STOCK, TOOLS & SUPPLIES					\$ 39,678.00	\$ 39,678.00	\$ 39,678.00
PURAFIL, INC.	HVAC AIRE FILTERS							\$ 45,627.56
PURAFIL, INC.	STOCK, BUS PARTS					\$ 118,630.00		\$ 118,630.00
PURAFIL, INC.	STOCK, BUS PARTS					\$ 49,752.00		\$ 49,752.00
QMARKETS USA, INC.	CROWD SOURCING SOFTWARE PLATFORM	P47712	11/26/2020	Four (4) Years	\$ 162,503.00		\$ 154,253.00	\$ 84,341.00
RADFORD & KEEBAUGH, LLC	LEGAL SETTLEMENT							\$ 30,816.23
RAFI LAW FIRM LLC	LEGAL SETTLEMENT							\$ 1,215,575.00

**METROPOLITAN ATLANTA RAPID TRANSIT AUTHORITY**

**PAYMENTS AND CONTRACTS \$20,000 OR MORE**

**(FOR THE PERIOD OF JULY 1, 2022 THROUGH JUNE 30, 2023)**

NAME	PURPOSE		AWARD DATE	BASE TERM W/ OPTIONS	AWARD AMOUNT	PAYMENTS MADE VIA SMALL PURCHASES, PO OR OTHER	TOTAL CONTRACT VALUE PAID TO DATE IN AP	TOTAL PAID IN FY 23
RAIL-POD, INC.	LIGHT RAIL TESTING SERVICES	Q50147	9/13/2022	One (1) Year	\$ 25,510.00		\$ 25,510.00	\$ 25,510.00
RAIL VOLUTION	AUTHORITY'S MEMBERSHIP - MPACT 2023 PARTNER FEE							\$ 30,000.00
RAILWORKS TRACK SYSTEM, INC.	TRACK RENOVATIONS							\$ 242,779.68
RAILWORKS TRACK SYSTEM, INC.	TRACK RENOVATIONS PHASE IV (TRIV)	B31586	10/9/2018	Six (6) Years	\$ 133,570,361.00		\$ 63,832,410.10	\$ 16,487,228.23
RAM INDUSTRIAL SERVICES, INC.	SMALL AC MOTOR OVERHAUL AND REPAIR	B41130	8/22/2018	Four (4) Years	\$ 688,121.00		\$ 194,411.00	\$ 103,053.00
RANDAL FRY LAW FIRM LLC	LEGAL SETTLEMENT							\$ 20,000.00
REDDICK, ROSLYN E	WORKERS COMPENSATION LOST WAGE PAYMENTS							\$ 33,750.00
REEVES, MARK	WORKERS COMPENSATION LOST WAGE PAYMENTS							\$ 40,545.36
REEVES, SEAN N	WORKERS COMPENSATION LOST WAGE PAYMENTS							\$ 28,162.60
REHABILITATION PHYSICIANS OF GA, PC	WORKERS COMPENSATION MEDICAL PAYMENTS							\$ 46,304.31
RELIABLE HYDRAULICS	STOCK, TOOLS & SUPPLIES					\$ 71,707.51		\$ 71,707.51
RESOURCE SUPPLY MANAGEMENT	LANDFILL GAS CREDITS CONSULTING SERVICES	L45544	1/1/2020	Three (3) Years	\$ 84,000.00		\$ 84,000.00	\$ 24,000.00



**METROPOLITAN ATLANTA RAPID TRANSIT AUTHORITY**

**PAYMENTS AND CONTRACTS \$20,000 OR MORE**

**(FOR THE PERIOD OF JULY 1, 2022 THROUGH JUNE 30, 2023)**

NAME	PURPOSE		AWARD DATE	BASE TERM W/ OPTIONS	AWARD AMOUNT	PAYMENTS MADE VIA SMALL PURCHASES, PO OR OTHER	TOTAL CONTRACT VALUE PAID TO DATE IN AP	TOTAL PAID IN FY 23
RESURGENS SURGERY CENTER, LLC	WORKERS COMPENSATION MEDICAL PAYMENTS							\$ 88,742.91
RESURGENS, PC	WORKERS COMPENSATION MEDICAL PAYMENTS							\$ 182,616.81
RICHARDSON, AYESHA	WORKERS COMPENSATION LOST WAGE PAYMENTS							\$ 24,441.04
RICK J. DeMEDEIROS	LEGAL SETTLEMENT							\$ 50,256.50
RITA TUCKER WILLIAMS	LEGAL SETTLEMENT							\$ 58,000.00
ROBBINS GOVERNMENT RELATIONS LLC	PROFESSIONAL SERVICES FOR LOBBYING - ROBBINS GOVERNMENT RELATIONS, LLC	L50089	1/14/2022	Four (4) Months	\$ 40,000.00		\$ 40,000.00	\$ 20,000.00
ROBBINS GOVERNMENT RELATIONS LLC	PROFESSIONAL SERVICES FOR LOBBYIST ROBBINS GOVERNMENT RELATIONS	L50266	1/1/2023	One (1) Year	\$ 88,000.00		\$ 48,000.00	\$ 30,000.00
ROBERT HALF INTERNATIONAL INC	TEMPORARY PARALEGAL SERVICES	L50105	1/25/2022	One (1) Year	\$ 120,000.00		\$ 81,763.93	\$ 50,782.43
ROBERT HALF INTERNATIONAL INC	AUDIT CONSULTING SERVICES FOR THE DEPARTMENT OF INTERNAL AUDIT	L50241	11/14/2022	Six (6) Months	\$ 189,000.00		\$ 122,241.02	\$ 116,053.02
ROBINSON, CORY	WORKERS COMPENSATION LOST WAGE PAYMENTS							\$ 20,235.60
ROLL CALL PUBLIC AFFAIRS CONSULTANTS LLC dba FRALICK BOZEMAN PUBLIC AFFAIRS LLC	PROFESSIONAL SERVICES FOR LOBBYING - ROLL CALL PUBLIC AFFAIRS D/B/A FRALICK BOZEMAN PUBLIC AFFAIRS, LLC	L50091	1/14/2022	Eleven (11) Months	\$ 88,000.00		\$ 88,000.00	\$ 35,000.00
ROLL CALL PUBLIC AFFAIRS CONSULTANTS LLC dba FRALICK BOZEMAN PUBLIC AFFAIRS LLC	PROFESSIONAL SERVICES FOR LOBBYIST FRALICK BOZEMAN	L50264	1/1/2023	One (1) Year	\$ 88,000.00		\$ 58,000.00	\$ 58,000.00

**METROPOLITAN ATLANTA RAPID TRANSIT AUTHORITY**

**PAYMENTS AND CONTRACTS \$20,000 OR MORE**

**(FOR THE PERIOD OF JULY 1, 2022 THROUGH JUNE 30, 2023)**

NAME	PURPOSE		AWARD DATE	BASE TERM W/ OPTIONS	AWARD AMOUNT	PAYMENTS MADE VIA SMALL PURCHASES, PO OR OTHER	TOTAL CONTRACT VALUE PAID TO DATE IN AP	TOTAL PAID IN FY 23
ROSCO COLLISION AVOIDANCE INC.	COLLISION AVOIDANCE SYSTEM PILOT PROGRAM	Q48846	1/22/2022	One (1) Year	\$ 114,000.00		\$ 110,000.00	\$ 110,000.00
ROSELIND HILLERY	WORKERS COMPENSATION LOST WAGE PAYMENTS							\$ 26,575.00
ROSNER LAW GROUP, P.C.	LEGAL SETTLEMENT							\$ 50,000.00
RUSH TRUCK CENTERS OF GEORGIA, INC.	STOCK, BUS PARTS					\$ 82,975.50		\$ 82,975.50
S & W SERVICES OF ATLANTA	VEHICLE TOWING SERVICES	B50087	9/30/2022	Three (3) Years w/ Two (2) One (1) Year	\$ 1,315,730.00		\$ 204,154.50	\$ 184,279.50
SABA SOFTWARE, INC.	CLOUD BASED LEARNING MANAGEMENT SYSTEM	P42158	11/30/2018	Six (6) Years	\$ 484,920.97		\$ 358,502.11	\$ 99,409.66
SABA SOFTWARE, INC.	PROFESSIONAL SERV FOR A DEVELOPMENT OF A PERFORMANCE MANAGEMENT PLATFORM	P50126	3/25/2022	Two (2) Years	\$ 168,741.74		\$ 114,300.00	\$ 114,300.00
SAINT JOSEPH'S HOSPITAL OF ATLANTA, INC.	WORKERS COMPENSATION MEDICAL PAYMENTS							\$ 28,693.45
SCANNA MSC INC.	A MOBILE X-RAY IMAGING SYSTEM	Q50148-A	8/31/2022	Fifteen (15) Months	\$ 31,365.72		\$ 31,365.72	\$ 31,365.72
SCOTT, ANNIAS	WORKERS COMPENSATION LOST WAGE PAYMENTS							\$ 33,357.57
SELECT PROVIDER NETWORKS, INC	WORKERS COMPENSATION MEDICAL PAYMENTS							\$ 37,731.41
SHARP BUSINESS SYSTEMS	STOCK, COMMUNICATIONS PARTS					\$ 30,975.00		\$ 30,975.00

**METROPOLITAN ATLANTA RAPID TRANSIT AUTHORITY**

**PAYMENTS AND CONTRACTS \$20,000 OR MORE**

**(FOR THE PERIOD OF JULY 1, 2022 THROUGH JUNE 30, 2023)**

NAME	PURPOSE		AWARD DATE	BASE TERM W/ OPTIONS	AWARD AMOUNT	PAYMENTS MADE VIA SMALL PURCHASES, PO OR OTHER	TOTAL CONTRACT VALUE PAID TO DATE IN AP	TOTAL PAID IN FY 23
SHARP BUSINESS SYSTEMS	STOCK, COMMUNICATIONS PARTS					\$ 30,264.20		\$ 30,264.20
SHARP BUSINESS SYSTEMS	STOCK, COMMUNICATIONS PARTS					\$ 30,510.00		\$ 30,510.00
SHARRON BROWN	LEGAL SETTLEMENT					\$ 60,000.00		\$ 60,000.00
SHAWN GONZALES	WORKERS COMPENSATION LOST WAGE PAYMENTS AND LEGAL SETTLEMENTS					\$ 184,833.76		
SHERARD, PHYLLIS M	WORKERS COMPENSATION LOST WAGE PAYMENTS					\$ 30,728.28		
SHERMAN, TUATUNETTE	WORKERS COMPENSATION LOST WAGE PAYMENTS					\$ 27,731.17		
SHI INTERNATIONAL CORP.	MAINTENANCE & SUPPORT RENEWAL 12 MONTH TERM & RENEWAL TERM 04/03/2023 - 04/02/2024					\$ 69,358.98		\$ 69,358.98
SHI INTERNATIONAL CORP.	RENEWAL OF SOLARWINDS HARDWARE AND SOFTWARE ALERTING AND MONITORING APPLICATIONS MAINTENANCE SUPPORT AGREEMENT, CISCO FOR TECHNOLOGY - TELEPHONE OPERATIONS, FORTIFYDATA'S THIRD, RENEWAL OF SYMANTEC PROTECTION ENGINE FOR CLOUD SERVICES APPLICATION SERVER					\$ 176,533.10		\$ 176,533.10
SHIFTS, INC.	PROF SERVICES FOR CQ311 & CQ400 CYBER SURVIVABILITY RISK ASSESSMENT	L50225	11/28/2022	Three (3) Years	\$ 100,000.00		\$ 25,000.00	\$ 25,000.00
SIEMENS INDUSTRY, INC.	PARKING DECK CALLBOX UPGRADE AND CABLING SERVICES CONTRACT	P49632	12/22/2021	One (1) Year	\$ 1,367,508.44		\$ 1,105,461.17	\$ 224,535.64
SIEMENS MOBILITY, INC.	TECHNICAL SUPPORT AND SPARE SUPPLY SERVICES FOR THE ATLANTA STREETCAR S70 LIGHT RAIL VEHICLES	FC-9839	11/20/2017	Six (6) Years	\$ 6,572,148.00		\$ 4,209,940.98	\$ 1,147,903.25

**METROPOLITAN ATLANTA RAPID TRANSIT AUTHORITY**

**PAYMENTS AND CONTRACTS \$20,000 OR MORE**

**(FOR THE PERIOD OF JULY 1, 2022 THROUGH JUNE 30, 2023)**

NAME	PURPOSE		AWARD DATE	BASE TERM W/ OPTIONS	AWARD AMOUNT	PAYMENTS MADE VIA SMALL PURCHASES, PO OR OTHER	TOTAL CONTRACT VALUE PAID TO DATE IN AP	TOTAL PAID IN FY 23
SIERRA WIRELESS AMERICA, INC.	PROFESSIONAL SERVICES TO PROVIDE AIRLINK MOBILITY MANAGER (AMM) MAINTENANCE AND SUPPORT	L44248	8/5/2019	Five (5) Years	\$ 1,011,352.00		\$ 802,936.00	\$ 208,416.00
SILK ROAD SPECIALIZED LLC	TRANSPORT A SIEMENS SD-400 LIGHT RAIL VEHICLE					\$ 48,750.00		\$ 48,750.00
SIMMONS MACHINE TOOL CORP.	WHEEL TRUING MACHINES MAINTENANCE AND REPAIR SERV	P45253	8/30/2021	Two (2) Years w/One (1) One (1) Year	\$ 233,490.00		\$ 103,566.31	\$ 22,379.81
SIRMONS, ZENOBIA	WORKERS COMPENSATION LOST WAGE PAYMENTS							\$ 21,686.22
SMITH, DAVID M	WORKERS COMPENSATION LOST WAGE PAYMENTS							\$ 28,093.75
SMITH, SHAWANDA R.	WORKERS COMPENSATION LOST WAGE PAYMENTS							\$ 25,687.86
SOUTH EAST SWITCHGEAR, LLC	BROWNSMILL SWITCHGEAR BREAKER 1600A. QUANTITY ONE					\$ 125,000.00		\$ 125,000.00
SOUTH EAST SWITCHGEAR, LLC	STOCK, TOOLS & SUPPLIES MOW					\$ 31,680.00		\$ 31,680.00
SOUTHERN COMPUTER WAREHOUSE, INC.	MULTIPLE TECHNOLOGY HARDWARE MODULES AND CARTRIDGES, 19 LINE ITEMS					\$ 133,191.12		\$ 62,848.77
SOUTHERN METALCRAFT, INC.	STOCK, RAIL CAR PARTS					\$ 31,000.00		\$ 31,000.00
SOUTHERN TECHNOLOGIES CORP.	STOCK, RAIL CAR PARTS					\$ 100,000.00		\$ 100,000.00
SPENERGY LLC	BUS WASH DETERGENT/DEGREASER	B44237	1/31/2020	Two (2) Years w/ One (1) One (1) Year	\$ 774,982.00		\$ 357,828.50	\$ 103,950.00

**METROPOLITAN ATLANTA RAPID TRANSIT AUTHORITY**

**PAYMENTS AND CONTRACTS \$20,000 OR MORE**

**(FOR THE PERIOD OF JULY 1, 2022 THROUGH JUNE 30, 2023)**

NAME	PURPOSE		AWARD DATE	BASE TERM W/ OPTIONS	AWARD AMOUNT	PAYMENTS MADE VIA SMALL PURCHASES, PO OR OTHER	TOTAL CONTRACT VALUE PAID TO DATE IN AP	TOTAL PAID IN FY 23
SPENERGY LLC	EXTENDED SERVICE ANTIFREEZE	B50157	3/24/2023	Three (3) Years w/Two (2) One (1) Year	\$ 1,085,000.00		\$ 87,252.60	\$ 48,081.00
SPERRY RAIL SERVICE	PROCUREMENT OF ULTRASONIC TESTING SERVICES FOR RUNNING RAIL	B38714	2/21/2018	Three (3) Years w/Two (2) One (1) Year	\$ 768,972.64		\$ 351,583.55	\$ 142,575.76
SSMK LEGAL LLC	LEGAL SETTLEMENT							\$ 145,000.00
STADLER US, INC.	PROCUREMENT OF NEW RAIL CARS	P38186	11/14/2019	One Hundred Fifty (150) Months	\$ 649,944,496.00		\$ 121,705,786.24	\$ 34,603,451.43
STARNES CONTRACTING	FENCE INSTALLATION SERVICES CONTRACT	Q50092	5/18/2022	One (1) Year	\$ 38,553.75		\$ 38,533.75	\$ 38,533.75
STATE BOARD OF WORKERS' COMPENSATION	GA WORKERS COMPENSATION ANNUAL ASSESSMENT							\$ 50,722.50
STATE FARM	LEGAL SETTLEMENT							\$ 31,156.60
STERLING INFOSYSTEMS, INC.	AUTOMATION OF BACKGROUND SCREENS	P46774	10/1/2021	Three (3) Years w/Two (2) One (1) Year	\$ 522,030.25		\$ 170,810.53	\$ 82,481.21
STONE MNT. TURF & SHRUB CARE	AUTHORITY-WIDE LANDSCAPING SERVICES	B49479	4/25/2022	Two (2) Year w/Three (3) One (1) Year	\$ 4,628,425.00		\$ 401,156.92	\$ 329,538.00
STORAGE ENGINE, INC.	SAN STORAGE UPGRADE AND COMMVAULT BACKUP SOLUTION	P42136	7/23/2018	Five (5) Years	\$ 6,234,067.36		\$ 6,234,067.36	\$ 1,573,104.16
STORAGE ENGINE, INC.	PROFESSIONAL SERVICES FOR COMMVAULT BACKUP MANAGED SERVICES CONSULTING	L50188	6/6/2022	One (1) Year	\$ 130,572.00		\$ 45,280.19	\$ 45,280.19
STOTTLEMYER & ASSOCIATES, LLC	WORKERS COMPENSATION LOST WAGE PAYMENTS AND LEGAL SETTLEMENTS							\$ 21,168.75

**METROPOLITAN ATLANTA RAPID TRANSIT AUTHORITY**

**PAYMENTS AND CONTRACTS \$20,000 OR MORE**

**(FOR THE PERIOD OF JULY 1, 2022 THROUGH JUNE 30, 2023)**

NAME	PURPOSE		AWARD DATE	BASE TERM W/ OPTIONS	AWARD AMOUNT	PAYMENTS MADE VIA SMALL PURCHASES, PO OR OTHER	TOTAL CONTRACT VALUE PAID TO DATE IN AP	TOTAL PAID IN FY 23
STR SOFTWARE	STR AVENTX SOFTWARE UPGRADE	P48740	10/6/2021	Three (3) Years	\$ 84,105.00		\$ 54,070.00	\$ 27,035.00
STREAMLINE IMAGING, LLC	WORKERS COMPENSATION MEDICAL PAYMENTS							\$ 176,617.08
STREAMLINE PT LLC	WORKERS COMPENSATION MEDICAL PAYMENTS							\$ 250,672.61
SUMMIT FIRE & SECURITY LLC	FM-200 SEMI- ANNUAL INSPECTION					\$ 22,360.00		\$ 22,360.00
SWIFTLY, INC.	SWIFTLY- TRANSITIME REAL-TIME PASSENGER INFORMATION MODULE					\$ 206,316.98		\$ 206,316.98
SWIGER COIL SYSTEMS A WABTEC CO	AC TRACTION MOTOR OVERHAUL AND REPAIR SERVICES (OPERATIONS)	B38305	10/5/2017	Five (5) Years	\$ 6,681,030.00		\$ 885,825.00	\$ 264,100.00
SWIGER COIL SYSTEMS A WABTEC CO	AC TRACTION MOTOR OVERHAUL AND REPAIR SERVICES	P50226	1/5/2023	Five (5) Years	\$ 3,459,624.63		\$ 94,135.00	\$ 94,135.00
SWINT, PANDORA P	WORKERS COMPENSATION LOST WAGE PAYMENTS							\$ 23,407.80
SYNERGYGPS, LLC	PROFESSIONAL SERVICES FOR EXTERNAL AFFAIRS STRATEGY PLANNING	L50316	4/17/2023	One (1) Year	\$ 180,000.00		\$ 60,000.00	\$ 45,000.00
TECHNICAL & SCIENTIFIC APPLICATION, INC.	CCTV SERVER AND CHASSIS UPGRADE EQUIPMENT	P50183	6/9/2022	Five (5) Years w/Five (5) One (1) Year	\$ 656,096.94		\$ 656,096.84	\$ 656,096.84
TECHNICAL & SCIENTIFIC APPLICATION, INC.	FOUR (4) HEWLETT PACKARD SERVERS	P50247	3/2/2023	Eight (8) Months	\$ 41,566.56		\$ 41,566.56	\$ 41,566.56
TECHNICAL MAINTENANCE INC.	CALIBRATION SERVICES FOR TEST EQUIPMENT	Q44632	3/19/2021	Two (2) Years	\$ 183,776.00		\$ 166,370.76	\$ 38,517.19

**METROPOLITAN ATLANTA RAPID TRANSIT AUTHORITY**

**PAYMENTS AND CONTRACTS \$20,000 OR MORE**

**(FOR THE PERIOD OF JULY 1, 2022 THROUGH JUNE 30, 2023)**

NAME	PURPOSE		AWARD DATE	BASE TERM W/ OPTIONS	AWARD AMOUNT	PAYMENTS MADE VIA SMALL PURCHASES, PO OR OTHER	TOTAL CONTRACT VALUE PAID TO DATE IN AP	TOTAL PAID IN FY 23
TESSCO	STOCK, COMMUNICATION PARTS					\$ 20,008.52		\$ 20,008.52
TETRA TECH	THREAT AND VULNERABILITY ASSESSMENT, TRAINING & EXERCISE	P47755	3/25/2022	Four (4) Years w/ One (1) One (1) Year	\$ 3,532,555.22		\$ 505,990.45	\$ 427,000.55
THE AFTERMARKET PARTS COMPANY, LLC	FY22 - BUS MIDLIFE OVERHAUL PART KITS	B44897	9/25/2020	Three (3) Years	\$ 5,546,552.00		\$ 2,921,544.00	\$ 1,692,551.00
THE AFTERMARKET PARTS COMPANY, LLC	BUS, STOCK PARTS					\$ 23,951.30		\$ 23,951.30
THE AFTERMARKET PARTS COMPANY, LLC	STOCK, BUS PARTS					\$ 131,409.39		\$ 131,409.39
THE AFTERMARKET PARTS COMPANY, LLC	STOCK, BUS PARTS					\$ 1,836,223.12		\$ 1,836,223.12
THE COLLABORATIVE FIRM, LLC	SYSTEM AND CORRIDOR PLANNING SUPPORT	L42993	12/7/2018	Eighteen (18) Months	\$ 198,000.00		\$ 194,750.00	\$ 38,755.00
THE CUFFIE LAW FIRM	LEGAL SETTLEMENT							\$ 23,500.00
THE DAVIS BOZEMAN LAW FIRM, P.C.	LEGAL SETTLEMENT							\$ 25,000.00
THE EISENBERG FIRM, LLC	LEGAL SETTLEMENT							\$ 155,000.00
THE GOODYEAR TIRE & RUBBER COMPANY	BUS TIRE LEASE SERVICES	B44758A	3/29/2021	Three (3) Years w/Two (2) One (1) Year	\$ 9,329,985.59		\$ 2,897,175.56	\$ 1,090,155.11
THE HAND & UPPER EXTREMITY SURGERY CENTER OF GA, LLC	WORKERS COMPENSATION LOST WAGE PAYMENTS							\$ 21,219.93

**METROPOLITAN ATLANTA RAPID TRANSIT AUTHORITY**

**PAYMENTS AND CONTRACTS \$20,000 OR MORE**

**(FOR THE PERIOD OF JULY 1, 2022 THROUGH JUNE 30, 2023)**

NAME	PURPOSE		AWARD DATE	BASE TERM W/ OPTIONS	AWARD AMOUNT	PAYMENTS MADE VIA SMALL PURCHASES, PO OR OTHER	TOTAL CONTRACT VALUE PAID TO DATE IN AP	TOTAL PAID IN FY 23
THE HERRO LAW FIRM, LLC	LEGAL SETTLEMENT							\$ 42,500.00
THE INSTITUTE FOR APPLIED NETWORK SECURITY, LLC.	INSTITUTE FOR APPLIED NETWORK SECURITY (IANS) CLOUD BASED SUBSCRIPTION SERVICES, ONE YEAR					\$ 81,500.00		\$ 81,500.00
THE INVESTIGATIVE ACCOUNTING GROUP, LLC	FORENSICS INVESTIGATIVE WORK							\$ 49,996.50
THE LAW OFFICE OF MAHDI ADBUR-RAHMAN, LLC	LEGAL SETTLEMENT							\$ 50,000.00
THE LAW OFFICE OF SUTTON T. SLOVER, PC	LEGAL SETTLEMENT							\$ 39,000.00
THE LAW OFFICES OF KANNER & PINTALUGA P.A.	LEGAL SETTLEMENT							\$ 37,500.00
THE LEE FIRM OF GEORGIA, LLC	LEGAL SETTLEMENT							\$ 102,000.00
THE NORTH HIGHLAND COMPANY LLC	PROFESSIONAL SERVICES FOR RECRUITMENT AND COMPENSATION ASSESSMENT	L50281	2/24/2023	Six (6) Years	\$ 50,000.00		\$ 50,000.00	\$ 50,000.00
THE PHYSICIANS NORTH ATLANTA SURGERY CTR	WORKERS COMPENSATION MEDICAL PAYMENTS							\$ 67,599.24
THE PHYSICIANS SPINE & REHABILITATION SPECIALISTS OF GA PC	WORKERS COMPENSATION MEDICAL PAYMENTS							\$ 55,259.64
THE ROSS LAW FIRM, LLC	LEGAL SETTLEMENT							\$ 195,000.00
THE SANDERS LAW GROUP, LLC	LEGAL SETTLEMENT							\$ 24,500.00



**METROPOLITAN ATLANTA RAPID TRANSIT AUTHORITY**

**PAYMENTS AND CONTRACTS \$20,000 OR MORE**

**(FOR THE PERIOD OF JULY 1, 2022 THROUGH JUNE 30, 2023)**

NAME	PURPOSE		AWARD DATE	BASE TERM W/ OPTIONS	AWARD AMOUNT	PAYMENTS MADE VIA SMALL PURCHASES, PO OR OTHER	TOTAL CONTRACT VALUE PAID TO DATE IN AP	TOTAL PAID IN FY 23
THE SEGAL COMPANY (SOUTHEAST), Inc.	CONSULTING SERVICES FOR GROUP BENEFITS PLANS	P46683	6/25/2021	Three (3) Years w/Two (2) One (1) Year	\$ 1,500,000.00		\$ 379,968.75	\$ 176,256.25
THE SERVICE FORT, LLC	JANITORIAL SERVICES AT MARTA HQ	B42862	4/18/2019	Two (2) Years w/Three (3) One (1) Year	\$ 1,525,211.50		\$ 1,263,458.86	\$ 260,690.31
THE TERMINIX INTERNATIONAL COMPANY LLP dba TERMINIX COMMERCIAL	PEST CONTROL SERVICES FOR MARTA'S VEHICLES	B45467	9/21/2020	Two (2) Years w/ Two (2) One (1) Year	\$ 297,448.00		\$ 130,620.00	\$ 48,045.00
THE TERMINIX INTERNATIONAL COMPANY LLP dba TERMINIX COMMERCIAL	PEST CONTROL SERVICES FOR MARTA FACILITIES	Q47252	5/1/2021	Two (2) Years w/ Two (2) One (1) Year	\$ 132,435.00		\$ 66,360.00	\$ 33,180.00
THE UTLEY LAW FIRM, LLC	LEGAL SETTLEMENT							\$ 40,000.00
THERAPY DIRECT, LLC	WORKERS COMPENSATION MEDICAL PAYMENTS							\$ 119,048.87
THERMO KING ATLANTA, INC.	STOCK, BUS PARTS					\$ 58,062.35		\$ 58,062.35
THERMO KING ATLANTA, INC.	BUS, STOCK PARTS					\$ 136,066.36		\$ 136,066.36
THERMO KING ATLANTA, INC.	STOCK, BUS PARTS					\$ 1,450,922.66		\$ 1,450,922.66
THERMO KING ATLANTA, INC.	STOCK, BUS PARTS					\$ 71,575.02		\$ 71,575.02
THERMON, INC	BRUEST S2436 CATALYTIC HEATER RATED AT 36,000 BTU INPUT, 480VAC PREHEAT POWER @ 3.12 AMPS FM CERTIFIED FOR CLASS 1 DIVISON 2 GROUP D LOCATIONS, 144" K16 HEAVY DUTY THERMOCOUPLE					\$ 35,173.00		\$ 35,173.00
THOMAS, JULIUS	WORKERS COMPENSATION LOST WAGE PAYMENTS							\$ 28,350.00

**METROPOLITAN ATLANTA RAPID TRANSIT AUTHORITY**

**PAYMENTS AND CONTRACTS \$20,000 OR MORE**

**(FOR THE PERIOD OF JULY 1, 2022 THROUGH JUNE 30, 2023)**

NAME	PURPOSE		AWARD DATE	BASE TERM W/ OPTIONS	AWARD AMOUNT	PAYMENTS MADE VIA SMALL PURCHASES, PO OR OTHER	TOTAL CONTRACT VALUE PAID TO DATE IN AP	TOTAL PAID IN FY 23
TIBCO SOFTWARE, INC.	MARTA COMMUNICATIONS SERVICE MANAGER	L39782	10/18/2017	Eight (8) Years	\$ 376,795.48		\$ 30,339.03	\$ 30,339.03
TIDWELL & STRIMBAN, LLC	WORKERS COMPENSATION LOST WAGE PAYMENTS							\$ 25,000.00
TITAN TECHNOLOGY SOLUTIONS US, INC.	WEBTITAN CONTENT FILTERING SERVICE FOR WI-FI ON MOBILITY, BUSES AND RAIL SERVICE	P45224	3/19/2020	Five (5) Years	\$ 270,900.00		\$ 162,540.00	\$ 54,180.00
T-MOBILE	WI-FI TELECOMMUNICATION SERVICES FOR MARTA BUSES, RAIL CARS AND OTHER EQUIPMENT	P50052	1/10/2022	Three (3) Years, Two (2) One (1) Year	\$ 1,338,750.00		\$ 546,442.99	\$ 425,122.09
TOLAR MANUFACTURING COMPANY, INC.	SOLE SOURCE PURCHASE OF BUS STOP AMENITIES	P44002	6/17/2019	Five (5) Years	\$ 7,109,725.00		\$ 4,837,940.88	\$ 816,635.00
TOOL SYSTEMS, INC. DBA TSI SOLUTIONS	SIEMENS ELECTRONICS					\$ 27,860.28		\$ 27,860.28
TOTAL NETWORK RESOURCES	WORKERS COMPENSATION MEDICAL PAYMENTS							\$ 35,343.45
TRAFFIC LOGIX	PROCUREMENT OF SPEED SENSING SIGNS & CAMERA SYSTEM	Q49808	4/27/2022	Eighteen (18) Months	\$ 170,455.00		\$ 170,455.00	\$ 170,455.00
TRANSDEV SERVICE, INC.	MOBILITY SCHEDULING AND DISPATCHING SERVICES	P46865	3/31/2021	Three (3) Years w/Five (5) One (1) Year	\$ 24,977,982.51		\$ 5,143,904.94	\$ 2,665,692.47
TRANSDEV SERVICE, INC.	ELIGIBILITY ASSESSMENT SERVICES FOR MARTA MOBILITY	P46866	4/14/2021	Three (3) Years w/Two (2) One (1) Year	\$ 2,707,431.65		\$ 1,315,462.36	\$ 653,945.80
TRANSIT CX, LLC	TRANSIT CUSTOMER EXPERIENCE COACHING AND TRAINING	L50322	3/30/2023	Three (3) Months	\$ 49,524.00		\$ 48,204.76	\$ 48,204.76
TRANSIT TRAINING SOLUTIONS, LLC	BUS, MOBILITY AND RAILCAR OPERATOR TRAINING ENHANCEMENTS	P39279	8/15/2018	Three (3) Years, w/Two (2) One (1) Year	\$ 3,218,375.00		\$ 2,834,281.82	\$ 144,355.00

**METROPOLITAN ATLANTA RAPID TRANSIT AUTHORITY**

**PAYMENTS AND CONTRACTS \$20,000 OR MORE**

**(FOR THE PERIOD OF JULY 1, 2022 THROUGH JUNE 30, 2023)**

NAME	PURPOSE		AWARD DATE	BASE TERM W/ OPTIONS	AWARD AMOUNT	PAYMENTS MADE VIA SMALL PURCHASES, PO OR OTHER	TOTAL CONTRACT VALUE PAID TO DATE IN AP	TOTAL PAID IN FY 23
TRANSPORTATION TECHNOLOGY CENTER, INC.	AUTONOMOUS TRACK INSPECTION SYSTEM THIRD PARTY EVALUATORS -PO ROLLOVER	P38775	8/16/2017	Five (5) Years	\$ 762,285.72		\$ 72,283.97	\$ 35,911.59
TRANSTECH OF S.C., INC.	STOCK, RAIL CAR PARTS					\$ 165,798.32		\$ 165,798.32
TRAPEZE SOFTWARE GROUP, INC.	TRAPEZE MASTER AGREEMENT	P34149	12/1/2014	Nine (9) Years	\$ 25,325,653.00		\$ 8,709,748.41	\$ 2,913,425.32
TRAPEZE SOFTWARE GROUP, INC.	CAD/AVL - PILOT CONTRACT	P44859	10/28/2022	Three (3) Months w/One (1) Three (3) MONTHS	\$ 50,000.00		\$ 50,000.00	\$ 50,000.00
TRAVELER'S AID OF METROPOLITAN ATLANTA, INC. dba HOPE ATLANTA	PROFESSIONAL SERVICES FOR HOMELESS OUTREACH	L47029	8/7/2020	Three (3) Years	\$ 861,970.35		\$ 706,395.64	\$ 384,867.48
TURBO POWER SYSTEMS, LTD (WIRE ONLY)	STOCK, RAIL CAR PARTS					\$ 151,774.97		\$ 151,774.97
UBER	MARTA-UBER PARTNERSHIP DURING SEVERE SERVICE DISRUPTION	L46827	5/15/2020	Three (3) Years	\$ 500,000.00		\$ 156,111.43	\$ 81,803.33
ULINE INC.	STOCK, TOOLS & SUPPLIES					\$ 57,950.00		\$ 57,950.00
UNDER CONTROL SOFTWARE LLC	POLICE MANAGEMENT INFORMATION SYSTEM SOFTWARE MAINTENANCE AND SUPPORT	P50271	4/1/2023	Nine (9) Months	\$ 37,958.00		\$ 37,958.00	\$ 37,958.00
UNITED REFRIGERATION-COLLEGE P	STOCK - EMERGENCY PROCUREMENT					\$ 26,500.00		\$ 26,500.00
UNITED REFRIGERATION-COLLEGE P	STOCK, TOOLS & SUPPLIES					\$ 66,450.00		\$ 66,450.00
UNITY NATIONAL BANK OF HOUSTON	REPLACEMENT OF COLLATERAL FOR GTS	P43706	4/1/2019	Four (4) Years w/One (1) One (1) Year	\$ 40,926,184.33		\$ 199,843.00	\$ 199,843.00

**METROPOLITAN ATLANTA RAPID TRANSIT AUTHORITY**

**PAYMENTS AND CONTRACTS \$20,000 OR MORE**

**(FOR THE PERIOD OF JULY 1, 2022 THROUGH JUNE 30, 2023)**

NAME	PURPOSE		AWARD DATE	BASE TERM W/ OPTIONS	AWARD AMOUNT	PAYMENTS MADE VIA SMALL PURCHASES, PO OR OTHER	TOTAL CONTRACT VALUE PAID TO DATE IN AP	TOTAL PAID IN FY 23
UNIVERSAL ENVIRONMENTAL SVCS,	REMOVAL & DISPOSAL OF WASTEWATER AND SLUDGE FROM VARIOUS MARTA FACILITIES	B48661	1/28/2022	Two (2) Years w/Three (3) One (1) Year	\$ 2,991,900.00		\$ 896,281.52	\$ 664,121.95
UNIVERSAL PROTECTION SERVICE, LP	ARMED SECURITY GUARD COVERAGE FOR REVENUE OPERATIONS	B48759	12/26/2021	Two (2) Years w/One (1) One (1) Year	\$ 778,872.00		\$ 360,946.89	\$ 332,788.65
UPMC BENEFIT MANAGEMENT SERVICES, INC.	LEAVE MANAGEMENT SERVICES	P47301	10/1/2021	Three (3) Years w/Two (2) One (1) Year	\$ 2,096,688.00		\$ 557,809.50	\$ 371,869.50
US ELECTRICAL SERVICES, INC DBA LADE-DANLAR	FUSES & RELAYS FOR EP&E						\$ 51,134.56	\$ 32,344.56
USIS, INC. DBA AMERISYS	WORKERS COMPENSATION EXPENSE FEE							\$ 89,731.35
USIS, INC. DBA AMERISYS	WORKER'S COMPENSATION/MANAGED CARE ORGANIZATION (MCO)	P42659	3/26/2019	Two (2) Years w/Three (3) One (1) Year	\$ 1,811,826.00		\$ 1,388,970.97	\$ 220,937.15
UTC RAIL & AIR SOURCES, INC.	PROCUREMENT OF AC WHEEL/ AXLE OVERHEAD AND REPAIR - OPERATIONS	B36724	8/12/2016	Seven (7) Years	\$ 9,428,161.20		\$ 429,121.80	\$ 78,483.00
UTILITIES EMPLOYEES ASSOC.	MEDICAL ASSOCIATION - EMPLOYEE PAID - PAYROLL DEDUCTION							\$ 49,139.00
UTILITIES PROTECTION CENTER	UTILITIES CONSULTING							\$ 29,102.68
VANASSE HANGEN BRUSTLIN, INC. (VHB)	PROFESSIONAL SERVICES FOR CAPITAL PROGRAM STRATEGIC ADVISORY SUPPORT	L50051	12/6/2021	Nine (9) Months	\$ 148,500.00		\$ 63,877.45	\$ 37,046.15
VAPOR STONE RAIL SYSTEMS	STOCK, RAIL CAR PARTS					\$ 343,513.00		\$ 343,513.00
VERITAE CORPORATION	PARKING LOT SWEEPING SERVICES	B45532	9/2/2020	Two (2) Years w/One (1) One (1) Year	\$ 774,216.00		\$ 88,051.00	\$ 88,051.00

**METROPOLITAN ATLANTA RAPID TRANSIT AUTHORITY**

**PAYMENTS AND CONTRACTS \$20,000 OR MORE**

**(FOR THE PERIOD OF JULY 1, 2022 THROUGH JUNE 30, 2023)**

NAME	PURPOSE		AWARD DATE	BASE TERM W/ OPTIONS	AWARD AMOUNT	PAYMENTS MADE VIA SMALL PURCHASES, PO OR OTHER	TOTAL CONTRACT VALUE PAID TO DATE IN AP	TOTAL PAID IN FY 23
VERIZON WIRELESS MSG. SRVC.	MOBILE BROADBAND UNLIMITED SERVICES	P48098	5/14/2021	Thirteen (13) Years	\$ 188,636.72		\$ 182,916.80	\$ 38,509.51
VERIZON WIRELESS MSG. SRVC.	MOBILE BROADBAND DATA PLAN SERVICE & MACHINE TO MACHINE DATA PLAN SERVICE	P50155	7/1/2022	Two (2) Years	\$ 468,551.72		\$ 135,120.99	\$ 108,451.07
VIRGE-COLQUITT, ANGELA	WORKERS COMPENSATION LOST WAGE PAYMENTS							\$ 23,402.70
VULCANITEAUSTRALIA	STOCK, RAIL CAR PARTS					\$ 20,000.00		\$ 20,000.00
W. W. WILLIAMS SE, INC.	BUS TRANSMISSIONS	B42010	4/5/2019	Four (4) Years	\$ 6,196,514.00		\$ 2,813,471.70	\$ 239,413.31
W. W. WILLIAMS SE, INC.	BUS, STOCK PARTS					\$ 34,078.68		\$ 34,078.68
W. W. WILLIAMS SE, INC.	STOCK, BUS PARTS					\$ 165,803.80		\$ 165,803.80
W. W. WILLIAMS SE, INC.	PROCUREMENT OF BUS MIDLIFE OVERHAUL LABOR	B44856A	9/1/2022	Three (3) Years	\$ 3,398,512.80		\$ 89,912.70	\$ 89,912.70
W. W. WILLIAMS SE, INC.	NEW AND REMANUFACTURED TRANSMISSIONS AND OVERHAUL/REPAIRS- GROUPS 1&2	B46990	9/1/2022	Four (4) Years	\$ 7,286,132.00		\$ 789,858.98	\$ 789,858.98
W. W. WILLIAMS SE, INC.	STOCK, BUS PARTS					\$ 270,595.67		\$ 270,595.67
W.S. DARLEY AND CO.	SMALL UNMANNED AIRCRAFT HARDWARE (DRONE) W/ BATTERY (BLUE LIST APPROVED)					\$ 39,400.00		\$ 39,400.00
WABTEC PASSENGER TRANSIT	WABTEC PARTS FOR CQ312 L-CARE PROJECT	P39490	10/19/2017	Five (5) Years	\$ 4,894,163.00		\$ 207,441.39	\$ 69,672.00

**METROPOLITAN ATLANTA RAPID TRANSIT AUTHORITY**

**PAYMENTS AND CONTRACTS \$20,000 OR MORE**

**(FOR THE PERIOD OF JULY 1, 2022 THROUGH JUNE 30, 2023)**

NAME	PURPOSE		AWARD DATE	BASE TERM W/ OPTIONS	AWARD AMOUNT	PAYMENTS MADE VIA SMALL PURCHASES, PO OR OTHER	TOTAL CONTRACT VALUE PAID TO DATE IN AP	TOTAL PAID IN FY 23
WABTEC PASSENGER TRANSIT	STOCK, RAIL CAR PARTS					\$ 957,408.19		\$ 957,408.19
WADE FORD	NON-REVENUE VEHICLES	P50146	10/19/2022	One (1) Year	\$ 1,284,875.00		\$ 1,271,145.00	\$ 870,515.00
WALKER, TAWANDA	WORKERS COMPENSATION LOST WAGE PAYMENTS							\$ 26,643.21
WALTON SIGNAGE, LTD	PROCUREMENT OF REGIONAL BUS STOP SIGNAGE	P40714	9/19/2019	Five (5) Years	\$ 6,610,491.27		\$ 54,179.00	\$ 52,734.00
WASHINGTON, PATRISHA	WORKERS COMPENSATION LOST WAGE PAYMENTS							\$ 27,542.34
WASTE MANAGEMENT OF ATLANTA	REFUSE & REMOVAL SERVICES	B38146	3/14/2017	Six (6) Years	\$ 1,337,884.80		\$ 234,236.49	\$ 71,497.07
WEDLOWE, DER'EK L	WORKERS COMPENSATION LOST WAGE PAYMENTS							\$ 28,423.20
WELLS FARGO BANK, N.A.	REPRESENTED EMPLOYESS RETIREMENT FUND							\$ 16,003,975.43
WEX BANK dba WRIGHT EXPRESS FINANCIAL SVC.	PROCUREMENT OF FUEL CARD SERVICE	P44378	9/8/2020	One (1) Year w/Four (4) One (1) Year	\$ 4,357,635.00		\$ 600,221.60	\$ 246,304.33
WILLIAMS, CHERRY O	WORKERS COMPENSATION LOST WAGE PAYMENTS							\$ 26,325.00
WILLIAMS, SHEREE Y	WORKERS COMPENSATION LOST WAGE PAYMENTS							\$ 20,645.28
WILLIAMS, TRACY L.	WORKERS COMPENSATION LOST WAGE PAYMENTS							\$ 24,603.75

**METROPOLITAN ATLANTA RAPID TRANSIT AUTHORITY**

**PAYMENTS AND CONTRACTS \$20,000 OR MORE**

**(FOR THE PERIOD OF JULY 1, 2022 THROUGH JUNE 30, 2023)**

NAME	PURPOSE		AWARD DATE	BASE TERM W/ OPTIONS	AWARD AMOUNT	PAYMENTS MADE VIA SMALL PURCHASES, PO OR OTHER	TOTAL CONTRACT VALUE PAID TO DATE IN AP	TOTAL PAID IN FY 23
WILSON, MORTICIA JOHVANKA	WORKERS COMPENSATION LOST WAGE PAYMENTS							\$ 21,743.72
WIMBLEY, DERICK	WORKERS COMPENSATION LOST WAGE PAYMENTS							\$ 29,725.10
WINFIELD MEDICAL SOLUTIONS LLC	WORKERS COMPENSATION LOST WAGE PAYMENTS							\$ 36,539.71
WLG ATLANTA, LLC	WORKERS COMPENSATION MEDICAL PAYMENTS							\$ 600,000.00
WOOD & CRAIG, LLC	LEGAL SETTLEMENT							\$ 40,000.00
WOODWARD, LISA D.	WORKERS COMPENSATION LOST WAGE PAYMENTS							\$ 38,597.53
WORLDSAPES - LGP LLC	AUTHORITY-WIDE LANDSCAPING SERVICES	B49479	4/25/2022	Two (2) Years w/Three (3) One (1) Year	\$ 4,628,425.00		\$ 39,614.00	\$ 39,614.00
WSB-TV	MARTA REACH PROGRAM DIGITAL CAMPAIGN					\$ 48,000.00		\$ 48,000.00
XYLEM WATER SOLUTIONS USA, INC.	PROCUREMENT OF A PUMP PACKAGE CONSISTING OF TWO (2) SUBMERSIBLE PUMPS					\$ 72,137.95		\$ 72,137.95
YANCEY BROS. CO. dba YANCEY POWER SYSTEMS	INSPECTION AND MAINTENANCE OF GENERATOR SERVICES AUTHORITY WIDE	B46991	9/13/2021	Two (2) Years w/Three (3) One (1) Year	\$ 371,327.37		\$ 46,037.65	\$ 37,241.57
ZAYO FIBER SOLUTIONS, LLC.	DESIGN AND FURNISH WIDE AREA NETWORK (WAN) CONNECTIVITY-30 YEAR LEASE	P4955	7/7/2005	Thirty (30) Years	\$ 4,139,840.00		\$ 324,942.00	\$ 105,885.00
ZONAR SYSTEMS, INC.	ZONAR SERVICES AGREEMENT	P50177	10/27/2022	Five (5) Years	\$ 886,325.37		\$ 64,922.97	\$ 64,922.97

**METROPOLITAN ATLANTA RAPID TRANSIT AUTHORITY**

**PAYMENTS AND CONTRACTS \$20,000 OR MORE**

**(FOR THE PERIOD OF JULY 1, 2022 THROUGH JUNE 30, 2023)**

NAME	PURPOSE		AWARD DATE	BASE TERM W/ OPTIONS	AWARD AMOUNT	PAYMENTS MADE VIA SMALL PURCHASES, PO OR OTHER	TOTAL CONTRACT VALUE PAID TO DATE IN AP	TOTAL PAID IN FY 23
ZONAR SYSTEMS, INC.	ZONAR SERVICES (ONE TIME PAYMENT FOR PRORATED SERVICES)	P49675	10/11/2021	Two (2) Years	\$ 119,797.50		\$ 21,185.22	\$ 21,185.22
ZONES LLC	DUO SECURITY MFA EDITION					\$ 27,870.00		\$ 27,870.00
<b>LIST OF NAMES</b>	<b>VIBRATION AND ACOUSTICAL CONSULTING SERVICES</b>	<b>AE22527</b>	<b>8/14/2012</b>	<b>Five (5) Years w/ Five (5) One (1) Year</b>	<b>\$ 1,120,000.00</b>			
WILSON IHRIG & ASSOC INC	VIBRATION AND ACOUSTICAL CONSULTING SERVICES						\$120,870	\$59,210
<b>LIST OF NAMES</b>	<b>SAFETY, HEALTH, AND INDUSTRIAL HYGIENE CONSULTING SERVICES</b>	<b>AE24109</b>	<b>9/4/2013</b>	<b>Five (5) Years w/Five (5) One (1) Year</b>	<b>\$ 14,750,000.00</b>			
APEX COMPANIES, LLC	SAFETY, HEALTH, AND INDUSTRIAL HYGIENE CONSULTING SERVICES						\$5,898,906	\$2,077,823
<b>LIST OF NAMES</b>	<b>ENVIRONMENTAL ENGINEERING CONSULTING SERVICES</b>	<b>AE30754</b>	<b>1/26/2015</b>	<b>Five (5) Years w/Five (5) One (1) Year</b>	<b>\$ 30,000,000.00</b>			
URS CORPORATION	ENVIRONMENTAL ENGINEERING CONSULTING SERVICES						\$7,152,450	\$1,431,129
<b>LIST OF NAMES</b>	<b>GEOTECHNICAL ENGINEERING CONSULTING SERVICES</b>	<b>AE31185</b>	<b>9/15/2014</b>	<b>Five (5) Years w/Five (5) One (1) Year</b>	<b>\$ 2,000,000.00</b>			
UNIVERSAL ENGINEERING SCIENCES	GEOTECHNICAL ENGINEERING CONSULTING SERVICES						\$130,426	\$130,426



**METROPOLITAN ATLANTA RAPID TRANSIT AUTHORITY**

**PAYMENTS AND CONTRACTS \$20,000 OR MORE**

**(FOR THE PERIOD OF JULY 1, 2022 THROUGH JUNE 30, 2023)**

NAME	PURPOSE		AWARD DATE	BASE TERM W/ OPTIONS	AWARD AMOUNT	PAYMENTS MADE VIA SMALL PURCHASES, PO OR OTHER	TOTAL CONTRACT VALUE PAID TO DATE IN AP	TOTAL PAID IN FY 23
<b>LIST OF NAMES</b>	<b>MATERIALS TESTING CONSULTING SERVICES</b>	<b>AE31187</b>	9/15/2014	Five (5) Years w/ Five (5) One (1) Year	\$ 6,000,000.00			
TERRACON CONSULTANTS, INC.	MATERIALS TESTING CONSULTING SERVICES						\$102,147	\$51,375
<b>LIST OF NAMES</b>	<b>BUS AND RAIL VEHICLE CONSULTING SERVICES</b>	<b>A/E 34733</b>	2/10/2016	Three (3) Years (Extended to 11/30/2022)	\$ 42,000,000.00			
HATCH ASSOCIATES CONSULTANTS, INC.	BUS AND RAIL VEHICLE CONSULTING SERVICES						\$1,596,628	\$1,596,628
LTK ENGINEERING SERVICES	BUS AND RAIL VEHICLE CONSULTING SERVICES						\$10,403,953	\$1,495,674
STV INCORPORATED	BUS AND RAIL VEHICLE CONSULTING SERVICES						\$406,551	\$271,005
<b>LIST OF NAMES</b>	<b>OPERATIONS AND MAINTENANCE TECHNICAL SERVICES</b>	<b>A/E37501</b>	6/16/2017	Three (3) Years w/Two (2) One (1) Year	\$ 9,504,000.00			
HNTB Corporation	OPERATIONS AND MAINTENANCE TECHNICAL SERVICES						\$6,162,539	\$1,155,570
WSP USA, INC.	OPERATIONS AND MAINTENANCE TECHNICAL SERVICES						\$1,205,236	\$240,708
<b>LIST OF NAMES</b>	<b>COMMUNICATION SYSTEMS &amp; ELECTRICAL ENGINEERING SERVICES</b>	<b>A/E37557</b>	7/19/2017	Three (3) Years w/Two (2) One (1) Year	\$ 10,296,000.00			
HNTB CORPORATION	COMMUNICATION SYSTEMS & ELECTRICAL ENGINEERING SERVICES						\$5,472,964	\$600,541
<b>LIST OF NAMES</b>	<b>ARCHITECTUAL AND ENGINEERING DESIGN SERVICES FOR MARTA'S STATION REHABILITATION PROGRAM</b>	<b>A/E43955</b>	2/11/2020	Three (3) Years w/Two (2) One (1) Year	\$ 41,666,666.00			

**METROPOLITAN ATLANTA RAPID TRANSIT AUTHORITY**

**PAYMENTS AND CONTRACTS \$20,000 OR MORE**

**(FOR THE PERIOD OF JULY 1, 2022 THROUGH JUNE 30, 2023)**

NAME	PURPOSE		AWARD DATE	BASE TERM W/ OPTIONS	AWARD AMOUNT	PAYMENTS MADE VIA SMALL PURCHASES, PO OR OTHER	TOTAL CONTRACT VALUE PAID TO DATE IN AP	TOTAL PAID IN FY 23
AXIS INFRASTRUCTURE, LLC	ARCHITECTUAL AND ENGINEERING DESIGN SERVICES FOR MARTA'S STATION REHABILITATION PROGRAM						\$2,627,502	\$2,102,768
CHASM ARCHITECTURE, LLC	ARCHITECTUAL AND ENGINEERING DESIGN SERVICES FOR MARTA'S STATION REHABILITATION PROGRAM						\$1,293,825	\$1,108,212
PARSONS TRANSPORTATION GROUP, INC.	ARCHITECTUAL AND ENGINEERING DESIGN SERVICES FOR MARTA'S STATION REHABILITATION PROGRAM						\$550,553	\$278,136
PERKINS & WILL, INC.	ARCHITECTUAL AND ENGINEERING DESIGN SERVICES FOR MARTA'S STATION REHABILITATION PROGRAM						\$875,631	\$194,747
POND & COMPANY	ARCHITECTUAL AND ENGINEERING DESIGN SERVICES FOR MARTA'S STATION REHABILITATION PROGRAM						\$537,830	\$405,606
<b>LIST OF NAMES</b>	<b>SYSTEMS ENGINEERING SERVICES</b>	<b>AE46193</b>	11/1/2021	Three (3) Years w/Two (2) One (1) Year	\$ 10,000,000.00			
HNTB CORPORATION	SYSTEMS ENGINEERING SERVICES						\$2,526,709	\$2,150,160
WSP USA, INC.	SYSTEMS ENGINEERING SERVICES						\$1,092,983	\$898,754
<b>LIST OF NAMES</b>	<b>SURVEYING SERVICES</b>	<b>AE46194</b>	6/30/2021	Three (3) Years w/Two (2) One (1) Year	\$ 5,000,000.00			
T2 UES, INC.	SURVEYING SERVICES						\$150,430	\$134,057
WOOLPERT INC	SURVEYING SERVICES						\$88,929	\$88,929
<b>LIST OF NAMES</b>	<b>DESIGN SERVICES FOR SUMMERHILL BUS RAPID TRANSIT</b>	<b>AE46406</b>	3/12/2021	Three (3) Years w/ Two (2) One (1) Year	\$ 11,260,000.00			
KIMLEY-HORN AND ASSOCIATES, INC.	DESIGN SERVICES FOR SUMMERHILL BUS RAPID TRANSIT						\$5,107,557	\$1,223,517

**METROPOLITAN ATLANTA RAPID TRANSIT AUTHORITY**

**PAYMENTS AND CONTRACTS \$20,000 OR MORE**

**(FOR THE PERIOD OF JULY 1, 2022 THROUGH JUNE 30, 2023)**

NAME	PURPOSE		AWARD DATE	BASE TERM W/ OPTIONS	AWARD AMOUNT	PAYMENTS MADE VIA SMALL PURCHASES, PO OR OTHER	TOTAL CONTRACT VALUE PAID TO DATE IN AP	TOTAL PAID IN FY 23
<b>LIST OF NAMES</b>	<b>FIVE POINTS STATION TRANSFORMATION CONSULTING SERVICES</b>	<b>AE47796</b>	9/9/2021	Five (5) Years	\$ 15,000,000.00			
SKIDMORE, OWINGS & MERRILL LLC	FIVE POINTS STATION TRANSFORMATION CONSULTING SERVICES						\$3,617,421	\$2,923,308
<b>LIST OF NAMES</b>	<b>TECHNICAL SUPPORT SERVICES FOR AUTOMATED FARE COLLECTION (AFC) 2.0</b>	<b>AE48067</b>	7/26/2021	Three (3)Years w/Four (4) One (1) Year	\$ 2,135,564.04			
AECOM TECHNICAL SERVICES	TECHNICAL SUPPORT SERVICES FOR AUTOMATED FARE COLLECTION (AFC) 2.0						\$1,270,423	\$700,334
<b>LIST OF NAMES</b>	<b>INFRASTRUCTURE ARCHITECTURAL ENGINEERING CONSULTING SERVICES</b>	<b>AE49819</b>	4/26/2022	Three (3) Years w/Two (2) One (1) Year	\$ 30,000,000.00			
HNTB CORPORATION	INFRASTRUCTURE ARCHITECTURAL ENGINEERING CONSULTING SERVICES						\$2,447,700	\$2,148,150
WSP USA, INC.	INFRASTRUCTURE ARCHITECTURAL ENGINEERING CONSULTING SERVICES						\$216,526	\$144,943
<b>LIST OF NAMES</b>	<b>BUS AND RAIL VEHICLE CONSULTING SERVICES</b>	<b>AE50114</b>	12/1/2022	Three (3) Years w/Two (2) One (1) Year	\$ 10,979,505.00			
HATCH ASSOCIATES CONSULTANTS, INC.	BUS AND RAIL VEHICLE CONSULTING SERVICES						\$1,398,625	\$1,000,746
WSP USA, INC.	BUS AND RAIL VEHICLE CONSULTING SERVICES						\$263,183	\$263,183
<b>LIST OF NAMES</b>	<b>DESIGN SERVICES FOR CLAYTON COUNTY MULTIPURPOSE OPERATIONS &amp; MAINTENANCE FACILITY</b>	<b>AE50123</b>	8/25/2022	Two (2) Years w/Two (2) One (1) Year	\$ 23,000,000.00			

**METROPOLITAN ATLANTA RAPID TRANSIT AUTHORITY**

**PAYMENTS AND CONTRACTS \$20,000 OR MORE**

**(FOR THE PERIOD OF JULY 1, 2022 THROUGH JUNE 30, 2023)**

NAME	PURPOSE		AWARD DATE	BASE TERM W/ OPTIONS	AWARD AMOUNT	PAYMENTS MADE VIA SMALL PURCHASES, PO OR OTHER	TOTAL CONTRACT VALUE PAID TO DATE IN AP	TOTAL PAID IN FY 23
STV INCORPORATED	DESIGN SERVICES FOR CLAYTON COUNTY MULTIPURPOSE OPERATIONS & MAINTENANCE FACILITY						\$3,452,384	\$2,339,149
<b>LIST OF NAMES</b>	<b>TARGETED CLEANING SERVICES</b>	<b>B47530</b>	7/18/2022	Three (3) Years w/Two (2) One (1) Year	\$ 36,790,256.62			
A-ACTION JANITORIAL SERVICE, INC.	TARGETED CLEANING SERVICES - ZONE 7						\$372,197	\$372,197
BRIGHTER IMAGE, INC.	TARGETED CLEANING SERVICES - ZONE 5						\$659,017	\$584,547
DISINFECTANT SOLUTIONS OF ATLANTA LLC	TARGETED CLEANING SERVICES WILL-CALL ZONES 1-7 (2 of 2)						\$55,082	\$55,082
GOOD SUCCESS COMPANY, INC.	TARGETED CLEANING SERVICES WILL-CALL ZONES 1-7 (1 of 2)						\$40,290	\$40,290
IMAGANN CLEANING SERVICE, INC.	TARGETED CLEANING SERVICES - ZONE 1						\$337,699	\$337,699
KEYSTONE MANAGEMENT, LLC	TARGETED CLEANING SERVICES - ZONE 4						\$1,209,417	\$1,039,647
L7FS, LLC	TARGETED CLEANING SERVICES - ZONE 3						\$634,323	\$559,053
PUBLIC FACILITIES & SERVICES	TARGETED CLEANING SERVICES - ZONE 2						\$747,454	\$668,761
VECTOUR GROUP, INC.	TARGETED CLEANING SERVICES - ZONE 6						\$435,244	\$378,485
<b>LIST OF NAMES</b>	<b>ELEVATOR AND ESCALATOR REHABILITATION PROGRAM AND MAINTENANCE</b>	<b>P28505</b>	8/22/2016	Ten (10) Years	\$ 229,212,921.08			
SCHINDLER ELEVATOR CORPORATION	ELEVATOR AND ESCALATOR REHABILITATION PROGRAM AND MAINTENANCE (MAINTENANCE ONLY)						\$23,879,725	\$7,016,978
SCHINDLER ELEVATOR CORPORATION	ELEVATOR AND ESCALATOR REHABILITATION PROGRAM AND MAINTENANCE (REHAB ONLY)						\$60,156,090	\$19,408,889

**METROPOLITAN ATLANTA RAPID TRANSIT AUTHORITY**

**PAYMENTS AND CONTRACTS \$20,000 OR MORE**

**(FOR THE PERIOD OF JULY 1, 2022 THROUGH JUNE 30, 2023)**

NAME	PURPOSE		AWARD DATE	BASE TERM W/ OPTIONS	AWARD AMOUNT	PAYMENTS MADE VIA SMALL PURCHASES, PO OR OTHER	TOTAL CONTRACT VALUE PAID TO DATE IN AP	TOTAL PAID IN FY 23
<b>LIST OF NAMES</b>	<b>MARTA'S PLANNING SUPPORT AND TECHNICAL SERVICES</b>	<b>P39820</b>	1/23/2018	Three (3) Years w/Two (2) One (1) Year	\$ 99,300,000.00			
AECOM TECHNICAL SERVICES	MARTA'S PLANNING SUPPORT AND TECHNICAL SERVICES						\$7,999,278	\$3,496,822
HNTB CORPORATION	MARTA'S PLANNING SUPPORT AND TECHNICAL SERVICES						\$21,558,855	\$5,007,799
WSP USA, INC.	MARTA'S PLANNING SUPPORT AND TECHNICAL SERVICES						\$6,983,364	\$1,913,502
<b>LIST OF NAMES</b>	<b>INDEFINITE QUANTITY CONSTRUCTION SERVICES</b>	<b>P40916</b>	1/1/2021	Three (3) Years w/Two (2) One (1) Year	\$ 20,000,000.00			
CENTENNIAL CONTRACTORS ENTERPRISES	INDEFINITE QUANTITY CONSTRUCTION SERVICES						\$447,953	\$383,640
F. H. PASCHEN, S.N. NEILSEN & ASSOCIATES LLC	INDEFINITE QUANTITY CONSTRUCTION SERVICES						\$56,725	\$56,725
JOHNSON-LAUX-SKYLINE, ATLANTA JOC CONTRACTORS, LLC	INDEFINITE QUANTITY CONSTRUCTION SERVICES						\$1,018,403	\$96,196
SOCO CONTRACTING COMPANY, INC.	INDEFINITE QUANTITY CONSTRUCTION SERVICES						\$449,648	\$256,005
SYNERGY DEVELOPMENT PARTNERS, LLC	INDEFINITE QUANTITY CONSTRUCTION SERVICES						\$1,907,536	\$774,633
<b>LIST OF NAMES</b>	<b>CONSTRUCTION MANAGEMENT AT RISK (CMAR) WITH PRE- CONSTRUCTION SERVICES TO SUPPORT STATION REHABILITATION PROGRAM</b>	<b>P44312</b>	3/26/2020	Five (5) Years	\$ 300,000,000.00			
CARROLL DANIEL/MOODY A JOINT VENTURE	CONSTRUCTION MANAGEMENT AT RISK (CMAR) WITH PRE- CONSTRUCTION SERVICES TO SUPPORT STATION REHABILITATION PROGRAM						\$12,907,543	\$9,665,859
NEW SOUTH - SYNERGY A JOINT VENTURE	CONSTRUCTION MANAGEMENT AT RISK (CMAR) WITH PRE- CONSTRUCTION SERVICES TO SUPPORT STATION REHABILITATION PROGRAM						\$17,765,970	\$12,545,050

**METROPOLITAN ATLANTA RAPID TRANSIT AUTHORITY**

**PAYMENTS AND CONTRACTS \$20,000 OR MORE**

**(FOR THE PERIOD OF JULY 1, 2022 THROUGH JUNE 30, 2023)**

NAME	PURPOSE		AWARD DATE	BASE TERM W/ OPTIONS	AWARD AMOUNT	PAYMENTS MADE VIA SMALL PURCHASES, PO OR OTHER	TOTAL CONTRACT VALUE PAID TO DATE IN AP	TOTAL PAID IN FY 23
REEVES YOUNG-CERM	CONSTRUCTION MANAGEMENT AT RISK (CMAR) WITH PRE-CONSTRUCTION SERVICES TO SUPPORT STATION REHABILITATION PROGRAM						\$3,645,522	\$3,058,296
<b>LIST OF NAMES</b>	<b>CMAR FOR FIVE POINTS TRANSFORMATION</b>	<b>P46354</b>	2/24/2022	Three (3) Years	\$ 7,500,000.00			
SKANSKA USA BUILDING, INC.	CMAR FOR FIVE POINTS TRANSFORMATION						\$422,155	\$422,155
<b>LIST OF NAMES</b>	<b>GENERAL COUNSEL AND OTHER LEGAL SERVICES</b>	<b>P46721</b>	2/1/2021	Five (5) Years	\$ 21,000,000.00			
APPELBAUM & ASSOC., P.C.	GENERAL COUNSEL AND OTHER LEGAL SERVICES						\$392,563	\$121,219
BRYAN CAVE LLP	GENERAL COUNSEL AND OTHER LEGAL SERVICES						\$55,658	\$39,346
DENTONS US, LLP	GENERAL COUNSEL AND OTHER LEGAL SERVICES						\$70,631	\$36,540
EDWARDS & HAWKINS, LLC	GENERAL COUNSEL AND OTHER LEGAL SERVICES						\$1,089,878	\$359,271
GRAY, RUST, ST. AMAND, MOFFETT & BRIESKE, LLP	GENERAL COUNSEL AND OTHER LEGAL SERVICES						\$630,514	\$287,954
GREENBERG TRAUIG, LLP	GENERAL COUNSEL AND OTHER LEGAL SERVICES						\$982,175	\$820,933
HICKCOX, ROBERTSON & STUNDA, LLC	GENERAL COUNSEL AND OTHER LEGAL SERVICES						\$128,117	\$83,656
HOLLAND & KNIGHT LLP	GENERAL COUNSEL AND OTHER LEGAL SERVICES						\$370,118	\$40,589
JACKSON LEWIS P.C.	GENERAL COUNSEL AND OTHER LEGAL SERVICES						\$1,258,043	\$781,900
JAMES E. MCGUIRE, LLC	GENERAL COUNSEL AND OTHER LEGAL SERVICES						\$135,211	\$60,320

**METROPOLITAN ATLANTA RAPID TRANSIT AUTHORITY**

**PAYMENTS AND CONTRACTS \$20,000 OR MORE**

**(FOR THE PERIOD OF JULY 1, 2022 THROUGH JUNE 30, 2023)**

NAME	PURPOSE		AWARD DATE	BASE TERM W/ OPTIONS	AWARD AMOUNT	PAYMENTS MADE VIA SMALL PURCHASES, PO OR OTHER	TOTAL CONTRACT VALUE PAID TO DATE IN AP	TOTAL PAID IN FY 23
LAW OFFICE OF CAMERON HAWKINS	GENERAL COUNSEL AND OTHER LEGAL SERVICES						\$353,575	\$245,286
LEWIS BRISBOIS BISGAARD & SMITH	GENERAL COUNSEL AND OTHER LEGAL SERVICES						\$668,089	\$500,360
MABRY & MCCLELLAND, LLP	GENERAL COUNSEL AND OTHER LEGAL SERVICES						\$536,735	\$353,580
MORRIS MANNING & MARTIN, LLP	GENERAL COUNSEL AND OTHER LEGAL SERVICES						\$132,428	\$47,118
MOZLEY, FINLAYSON & LOGGINS, LLP	GENERAL COUNSEL AND OTHER LEGAL SERVICES						\$258,341	\$90,390
PARKER POE ADAMS & BERNSTEIN LLP	GENERAL COUNSEL AND OTHER LEGAL SERVICES						\$226,093	\$150,237
SMITH, GAMBRELL & RUSSELL, LLP	GENERAL COUNSEL AND OTHER LEGAL SERVICES						\$500,429	\$249,625
THE LAW OFFICE OF DON EDWARDS	GENERAL COUNSEL AND OTHER LEGAL SERVICES						\$97,044	\$53,421
THOMAS KENNEDY SAMPSON & TOMPkins LLC	GENERAL COUNSEL AND OTHER LEGAL SERVICES						\$1,222,822	\$519,131
WEINBERG WHEELER HUDGINS GUNN & DIAL, LLC	GENERAL COUNSEL AND OTHER LEGAL SERVICES						\$1,021,564	\$543,007
WEISSMAN PC	GENERAL COUNSEL AND OTHER LEGAL SERVICES						\$130,130	\$130,130
<b>LIST OF NAMES</b>	<b>GENERAL CONSULTING PROFESSIONAL SERVICES FOR CAPITAL PROGRAMS AND DELIVERY FY21</b>	<b>P46979</b>	12/16/2020	Two (2) Years	\$ 2,135,768.17			
INTUEOR CONSULTING, INC.	GENERAL CONSULTING PROFESSIONAL SERVICES FOR CAPITAL PROGRAMS AND DELIVERY FY21						\$2,135,768	\$139,962

**METROPOLITAN ATLANTA RAPID TRANSIT AUTHORITY**

**PAYMENTS AND CONTRACTS \$20,000 OR MORE**

**(FOR THE PERIOD OF JULY 1, 2022 THROUGH JUNE 30, 2023)**

NAME	PURPOSE		AWARD DATE	BASE TERM W/ OPTIONS	AWARD AMOUNT	PAYMENTS MADE VIA SMALL PURCHASES, PO OR OTHER	TOTAL CONTRACT VALUE PAID TO DATE IN AP	TOTAL PAID IN FY 23
<b>LIST OF NAMES</b>	<b>PROCUREMENT OF SPECIALIZED PROFESSIONAL SERVICES</b>	<b>P47520</b>	6/17/2021	Three (3) Years w/Two (2) One (1) Year	\$ 25,920,156.00			
AXIOM CORPORATION	PROCUREMENT OF SPECIALIZED PROFESSIONAL SERVICES						\$820,747	\$483,453
CLIENTSOLV TECHNOLOGIES	PROCUREMENT OF SPECIALIZED PROFESSIONAL SERVICES						\$355,538	\$133,763
GANTEC CORPORATION	PROCUREMENT OF SPECIALIZED PROFESSIONAL SERVICES						\$2,288,770	\$1,187,943
HNTB CORPORATION	PROCUREMENT OF SPECIALIZED PROFESSIONAL SERVICES						\$4,247,076	\$1,947,556
INFOSYS LIMITED	PROCUREMENT OF SPECIALIZED PROFESSIONAL SERVICES						\$1,031,860	\$1,031,860
NUMBERS ONLY, INC.	PROCUREMENT OF SPECIALIZED PROFESSIONAL SERVICES						\$3,372,196	\$2,211,845
POLARIS ASSOCIATES, INC.	PROCUREMENT OF SPECIALIZED PROFESSIONAL SERVICES						\$4,163,671	\$2,389,546
<b>LIST OF NAMES</b>	<b>CONSULTING SERVICES</b>	<b>P48713</b>	10/5/2022	One (1) Year	\$ 833,500.00			
HKS, INC.	CONSULTING SERVICES FOR H.E. HOLMES STATION MASTER PLAN						\$ 448,000.00	\$ 239,676.00
WSP USA, INC.	CONSULTING SERVICES FOR INDIAN CREEK STATION MASTERS PLAN						\$ 221,150.00	\$ 103,150.00



# **METROPOLITAN ATLANTA RAPID TRANSIT AUTHORITY**

## **INCREASES OF EXISTING BOARD APPROVED CONTRACTS**

There were eighty-three increases of existing contracts during FY 2023.

**METROPOLITAN ATLANTA RAPID TRANSIT AUTHORITY  
INCREASES OF EXISTING BOARD APPROVED CONTRACTS  
(JULY 1, 2022 THROUGH JUNE 30, 2023)**

<b>Payee</b>	<b>Purpose</b>	<b>Previous Value</b>	<b>Adjustment Amount</b>	<b>New Value</b>
<b>A CUSTOMER'S POINT OF VIEW, INC.</b>	<b>P41113 - MARTA'S MYSTERY CUSTOMER PROGRAM</b>	<b>\$ 432,000.00</b>	<b>\$ 108,000.00</b>	<b>\$ 540,000.00</b>
<b>ACCESS SECURITY PARKING INTEGRATED SOLUTIONS, LLC</b>	<b>P46686 - MAINTENANACE OF PARKING CONTROL EQUIPMENT</b>	<b>\$ 150,780.00</b>	<b>\$ 219,213.05</b>	<b>\$ 369,993.05</b>
<b>ACTION TIRE CO.</b>	<b>B40864 - NON-REVENUE VEHICLE TIRES</b>	<b>\$ 325,079.40</b>	<b>\$ 255,668.10</b>	<b>\$ 580,747.50</b>
<b>AECOM TECHNICAL SERVICES</b>	<b>AE48067 - TECHNICAL SUPPORT SERVICES FOR AUTOMATED FARE COLLECTION (AFC) 2.0</b>	<b>\$ 8,199,051.73</b>	<b>\$ 3,559,566.26</b>	<b>\$ 11,758,617.99</b>
<b>ALSTOM SIGNALING, INC.</b>	<b>P15120 - TRAIN CONTROL AND SCADA SYSTEMS UPGRADE</b>	<b>\$ 24,225,990.68</b>	<b>\$ 8,897,589.09</b>	<b>\$ 33,123,579.77</b>
<b>APEX COMPANIES, LLC</b>	<b>AE24109 SAFETY, HEALTH, AND INDUSTRIAL HYGIENE CONSULTING SERVICES</b>	<b>\$ 4,992,800.82</b>	<b>\$ 1,465,118.09</b>	<b>\$ 6,457,918.91</b>
<b>ARCADIS U. S., INC</b>	<b>AE43955 - A&amp;E FOR STATION REHAB PROGRAM</b>	<b>\$ 485,846.83</b>	<b>\$ 914,517.75</b>	<b>\$ 1,400,364.58</b>

**METROPOLITAN ATLANTA RAPID TRANSIT AUTHORITY  
INCREASES OF EXISTING BOARD APPROVED CONTRACTS  
(JULY 1, 2022 THROUGH JUNE 30, 2023)**

<b>Payee</b>	<b>Purpose</b>	<b>Previous Value</b>	<b>Adjustment Amount</b>	<b>New Value</b>
<b>ASK REPLY, INC.</b>	<b>PROFESSIONAL SERVICES FOR B2GNOW SOFTWARE MAINTENANCE AND SUPOPRT</b>	<b>\$ 193,245.00</b>	<b>\$ 266,292.00</b>	<b>\$ 459,537.00</b>
<b>AVS CONSULTING, LLC dba STONE, MCELROY &amp; ASSOCIATES</b>	<b>PSYCHOLOGICAL ASSESSMENT PROGRAM</b>	<b>\$ 179,550.00</b>	<b>\$ 166,410.00</b>	<b>\$ 345,960.00</b>
<b>AXIOM CORPORATION</b>	<b>P47520 PROCUREMENT OF SPECIALIZED PROFESSIONAL SERVICES</b>	<b>\$ 480,000.00</b>	<b>\$ 662,750.00</b>	<b>\$ 1,142,750.00</b>
<b>AXIS INFRASTRUCTURE, LLC</b>	<b>AE43955 - A&amp;E FOR STATION REHAB PROGRAM</b>	<b>\$ 777,153.51</b>	<b>\$ 2,579,822.44</b>	<b>\$ 3,356,975.95</b>
<b>BATTERY DISTRIBUTORS INC</b>	<b>B41545-PROCUREMENT AND DISPOSAL OF BUS BATTERIES</b>	<b>\$ 1,792,665.25</b>	<b>\$ 489,535.65</b>	<b>\$ 2,282,200.90</b>
<b>BOYD CATON GROUP, INC.</b>	<b>L48790 - PROFESSIONAL SERVICES FOR DEPARTMENT OF SAFETY IN SUPPORT OF STATE SAFETY OVERSIGHT PROGRAM</b>	<b>\$ 1,500,000.00</b>	<b>\$ 737,451.76</b>	<b>\$ 2,237,451.76</b>
<b>C3M POWER SYSTEMS LLC</b>	<b>B45064 - EMERGENCY ON-CALL REPAIRS AND MAINTENANCE SERVICES FOR MARTA'S LIGHT RAIL OVERHEAD CONTACT SYSTEM AND TRACTION POWER SUBSTATIONS</b>	<b>\$ 1,620,750.46</b>	<b>\$ 90,203.11</b>	<b>\$ 1,710,953.57</b>

**METROPOLITAN ATLANTA RAPID TRANSIT AUTHORITY  
INCREASES OF EXISTING BOARD APPROVED CONTRACTS  
(JULY 1, 2022 THROUGH JUNE 30, 2023)**

<b>Payee</b>	<b>Purpose</b>	<b>Previous Value</b>	<b>Adjustment Amount</b>	<b>New Value</b>
<b>CANON FINANCIAL SERVICES, INC.</b>	<b>P33231 - MULTI-FUNCTIONAL PRINTERS (MFP) LEASE AND MAINTENANCE SERVICES</b>	<b>\$ 690,514.96</b>	<b>\$ 433,928.04</b>	<b>\$ 1,124,443.00</b>
<b>Cardinal Infrastructure, LLC</b>	<b>L49435 PROFESSIONAL SERVICES FOR FEDERAL ADVISORY SERVICES</b>	<b>\$ 198,000.00</b>	<b>\$ 198,000.00</b>	<b>\$ 396,000.00</b>
<b>CARROLL DANIEL/MOODY A JOINT VENTURE</b>	<b>P44312 - CMAR FOR STATION REHAB PROGRAM</b>	<b>\$ 7,191,231.30</b>	<b>\$ 51,213,479.78</b>	<b>\$ 58,404,711.08</b>
<b>CHASM ARCHITECTURE, LLC</b>	<b>AE43955 - A&amp;E FOR STATION REHAB PROGRAM</b>	<b>\$ 585,918.37</b>	<b>\$ 2,109,345.06</b>	<b>\$ 2,695,263.43</b>
<b>CINTAS CORPORATION</b>	<b>B36732A PROCUREMENT OF AUTHORITY-WIDE UNIFORMS FOR MARTA'S WORKFORCE</b>	<b>\$ 3,690,188.80</b>	<b>\$ 252,857.66</b>	<b>\$ 3,943,046.46</b>
<b>CINTAS CORPORATION</b>	<b>B36732A PROCUREMENT OF AUTHORITY-WIDE UNIFORMS FOR MARTA'S WORKFORCE</b>	<b>\$ 1,316,636.41</b>	<b>\$ 199,999.97</b>	<b>\$ 1,516,636.38</b>
<b>CLIENTSOLV TECHNOLOGIES</b>	<b>P47520 PROCUREMENT OF SPECIALIZED PROFESSIONAL SERVICES</b>	<b>\$ 177,365.00</b>	<b>\$ 381,900.00</b>	<b>\$ 559,265.00</b>

**METROPOLITAN ATLANTA RAPID TRANSIT AUTHORITY  
INCREASES OF EXISTING BOARD APPROVED CONTRACTS  
(JULY 1, 2022 THROUGH JUNE 30, 2023)**

<b>Payee</b>	<b>Purpose</b>	<b>Previous Value</b>	<b>Adjustment Amount</b>	<b>New Value</b>
<b>CONVERGEONE, INC.</b>	<b>B48023 - PROCUREMENT OF CCTV AND ENTERPRISE NETWORK SWITCHES</b>	<b>\$ 672,622.04</b>	<b>\$ 139,075.20</b>	<b>\$ 811,697.24</b>
<b>CROWE LLP</b>	<b>P38060 - ANNUAL FINANCIAL AND MANAGEMENT AUDITS FOR FISCAL YEARS 2018 THROUGH 2022</b>	<b>\$ 421,885.72</b>	<b>\$ 195,634.28</b>	<b>\$ 617,520.00</b>
<b>DELL MARKETING L.P.</b>	<b>P38567-A - DESKTOP EQUIPMENT AND DEPLOYMENT SERVICES</b>	<b>\$ 2,940,649.60</b>	<b>\$ 2,990,095.36</b>	<b>\$ 5,930,744.96</b>
<b>EQ RENEW, INC.</b>	<b>B47090 BUS LIFTS REMANUFACTURING AND FLOOR COATINGS</b>	<b>\$ 1,090,860.00</b>	<b>\$ 927,660.00</b>	<b>\$ 2,018,520.00</b>
<b>EVERBRIDGE INC</b>	<b>P48760 MASS NOTIFICATION SYSTEM</b>	<b>\$ 190,381.10</b>	<b>\$ 115,839.09</b>	<b>\$ 306,220.19</b>
<b>F.H. PASCHEN, S.N. NEILSEN &amp; ASSOCIATES LLC</b>	<b>P40916 INDEFINITE QUANTITY CONSTRUCTION CONTRACT SERVICES</b>	<b>\$ 123,874.59</b>	<b>\$ 173,372.57</b>	<b>\$ 297,247.16</b>
<b>FIRST TRANSIT, INC.</b>	<b>P42894 - MOBILITY OPERATIONS AND MAINTENANCE SERVICES</b>	<b>\$ 33,330,254.20</b>	<b>\$ 13,014,460.02</b>	<b>\$ 46,344,714.22</b>

**METROPOLITAN ATLANTA RAPID TRANSIT AUTHORITY  
INCREASES OF EXISTING BOARD APPROVED CONTRACTS  
(JULY 1, 2022 THROUGH JUNE 30, 2023)**

<b>Payee</b>	<b>Purpose</b>	<b>Previous Value</b>	<b>Adjustment Amount</b>	<b>New Value</b>
<b>FRANKLIN COVEY</b>	<b>L38628 - PROFESSIONAL SERVICES FOR A CONSULTANT FOR 4DX IMPLEMENTATION</b>	<b>\$ 291,911.76</b>	<b>\$ 261,000.00</b>	<b>\$ 552,911.76</b>
<b>GANTEC CORPORATION</b>	<b>P47520 PROCUREMENT OF SPECIALIZED PROFESSIONAL SERVICES</b>	<b>\$ 1,301,759.00</b>	<b>\$ 1,619,700.00</b>	<b>\$ 2,921,459.00</b>
<b>GEORGIA PIEDMONT TECHNICAL COLLEGE</b>	<b>P45519 - TRANSIT OPERATOR TRAINING COURSES</b>	<b>\$ 793,804.00</b>	<b>\$ 3,456,756.00</b>	<b>\$ 4,250,560.00</b>
<b>GILLIG CORPORATION</b>	<b>P35484 - PROCUREMENT OF FORTY FOOT (40') CNG BUSES</b>	<b>\$ 54,889,143.52</b>	<b>\$ 8,562,012.48</b>	<b>\$ 63,451,156.00</b>
<b>GREENBERG TRAUIG, LLP</b>	<b>P46721 - GENERAL COUNSEL AND OTHER LEGAL SERVICES</b>	<b>\$ 83,137.50</b>	<b>\$ 809,210.42</b>	<b>\$ 892,347.92</b>
<b>HEADWAY PAYROLL SOLUTIONS, LLC.</b>	<b>L50057 - MASTER SERVICES AGREEMENT (HEADWAY WORKFORCE)</b>	<b>\$ 178,500.00</b>	<b>\$ 230,000.00</b>	<b>\$ 408,500.00</b>
<b>HEWLETT PACKARD ENTERPRISE COMPANY</b>	<b>P50134 HARDWARE AND SOFTWARE SUPPORT FOR HEWLETT PACKARD SERVERS</b>	<b>\$ 139,405.62</b>	<b>\$ 125,182.06</b>	<b>\$ 264,587.68</b>

**METROPOLITAN ATLANTA RAPID TRANSIT AUTHORITY  
INCREASES OF EXISTING BOARD APPROVED CONTRACTS  
(JULY 1, 2022 THROUGH JUNE 30, 2023)**

<b>Payee</b>	<b>Purpose</b>	<b>Previous Value</b>	<b>Adjustment Amount</b>	<b>New Value</b>
HNTB Corporation	P39820, MARTA'S PLANNING SUPPORT AND TECHNICAL SERVICES - HNTB	\$ 21,676,642.60	\$ 7,638,648.42	\$ 29,315,291.02
HNTB Corporation	P47520 - PROCUREMENT OF SPECIALIZED PROFESSIONAL SERVICES	\$ 2,845,534.71	\$ 2,909,136.29	\$ 5,754,671.00
HNTB Corporation	AE46193 SYSTEMS ENGINEERING SERVICES	\$ 1,335,109.60	\$ 2,461,395.98	\$ 3,796,505.58
IBM	P49133 - IBM INSIGHTS PRO LICENSE STORAGE MANAGEMENT	\$ 140,650.25	\$ 247,234.54	\$ 387,884.79
IDS GLOBAL	B41279 PROCUREMENT OF MARTA'S UTILITIES LOCATE SERVICES	\$ 493,569.92	\$ 254,400.00	\$ 747,969.92
INFOSYS LIMITED	P47520 PROCUREMENT OF SPECIALIZED PROFESSIONAL SERVICES	\$ 299,934.00	\$ 1,349,589.00	\$ 1,649,523.00
JACKSON LEWIS P.C.	P46721 - GENERAL COUNSEL AND OTHER LEGAL SERVICES	\$ 727,603.00	\$ 450,576.91	\$ 1,178,179.91

**METROPOLITAN ATLANTA RAPID TRANSIT AUTHORITY  
INCREASES OF EXISTING BOARD APPROVED CONTRACTS  
(JULY 1, 2022 THROUGH JUNE 30, 2023)**

<b>Payee</b>	<b>Purpose</b>	<b>Previous Value</b>	<b>Adjustment Amount</b>	<b>New Value</b>
<b>JACOBS HJ RUSSELL, MARTA TEAM A JOINT VENTURE (JRMT)</b>	<b>P43871 - PROCUREMENT OF CPMO CONSULTANT SUPPLEMENTAL SERVICES</b>	<b>\$ 35,537,259.00</b>	<b>\$ 58,808,716.95</b>	<b>\$ 94,345,975.95</b>
<b>JOBBLE, INC</b>	<b>L44267 - PROFESSIONAL SERVICES FOR PAYMENT &amp; BOOKING SYSTEM FOR ART IN TRANSIT VENDORS</b>	<b>\$ 198,243.90</b>	<b>\$ 99,771.93</b>	<b>\$ 298,015.83</b>
<b>JOHNSON-LAUX-SKYLINE, ATLANTA JOC CONTRACTORS, LLC</b>	<b>P40916 INDEFINITE QUANTITY CONSTRUCTION CONTRACT SERVICES</b>	<b>\$ 1,018,402.80</b>	<b>\$ 221,992.79</b>	<b>\$ 1,240,395.59</b>
<b>KIMLEY-HORN AND ASSOCIATES, INC.</b>	<b>AE46406 - DESIGN SERVICES FOR SUMMERHILL BUS RAPID TRANSIT</b>	<b>\$ 4,793,329.62</b>	<b>\$ 558,985.57</b>	<b>\$ 5,352,315.19</b>
<b>KINKISHARYO INTERNATIONAL, LLC</b>	<b>B40294 RAIL CAR LIFE EXTENSION PROGRAM</b>	<b>\$ 84,754,183.77</b>	<b>\$ 15,954,853.23</b>	<b>\$ 100,709,037.00</b>
<b>LEWIS BRISBOIS BISGAARD &amp; SMITH</b>	<b>P46721 - GENERAL COUNSEL AND OTHER LEGAL SERVICES</b>	<b>\$ 222,887.58</b>	<b>\$ 588,493.87</b>	<b>\$ 811,381.45</b>
<b>LYFT, INC.</b>	<b>L48275 - MARTA - LYFT PARTNERSHIP</b>	<b>\$ 150,000.00</b>	<b>\$ 350,000.00</b>	<b>\$ 500,000.00</b>



**METROPOLITAN ATLANTA RAPID TRANSIT AUTHORITY  
INCREASES OF EXISTING BOARD APPROVED CONTRACTS  
(JULY 1, 2022 THROUGH JUNE 30, 2023)**

<b>Payee</b>	<b>Purpose</b>	<b>Previous Value</b>	<b>Adjustment Amount</b>	<b>New Value</b>
<b>MANSFIELD POWER AND GAS, LLC</b>	<b>B42422 MARTA NATURAL GAS SUPPLY</b>	<b>\$ 11,099,875.39</b>	<b>\$ 1,598,296.47</b>	<b>\$ 12,698,171.86</b>
<b>MCPHERSON OIL CO. INC.</b>	<b>IFB B37248, PROCUREMENT OF OIL FOR TRANSIT BUSES AND AUTOMOBILES</b>	<b>\$ 454,067.68</b>	<b>\$ 136,917.79</b>	<b>\$ 590,985.47</b>
<b>NEW SOUTH - SYNERGY A JOINT VENTURE</b>	<b>P44312 - CMAR FOR STATION REHAB PROGRAM</b>	<b>\$ 27,839,549.00</b>	<b>\$ 21,521,601.50</b>	<b>\$ 49,361,150.50</b>
<b>NUMBERS ONLY, INC.</b>	<b>P47520 PROCUREMENT OF SPECIALIZED PROFESSIONAL SERVICES</b>	<b>\$ 1,688,652.00</b>	<b>\$ 2,054,127.03</b>	<b>\$ 3,742,779.03</b>
<b>ORACLE AMERICA, INC.</b>	<b>P43333 - ORACLE PRIMAVERA P6 CLOUD SERVICE, PRIMAVERA UNIFIER CLOUD SERVICE AND PROFESSIONAL CONSULTING SERVICES</b>	<b>\$ 1,951,851.47</b>	<b>\$ 60,545.81</b>	<b>\$ 2,012,397.28</b>
<b>ORIGAMI RISK, LLC</b>	<b>P44741 RISK MANAGEMENT INFORMATION SAAS SYSTEM</b>	<b>\$ 635,615.00</b>	<b>\$ 412,805.76</b>	<b>\$ 1,048,420.76</b>
<b>PARSONS TRANSPORTATION GROUP, INC.</b>	<b>AE43955 A&amp;E FOR STATION REHAB PROGRAM</b>	<b>\$ 494,410.46</b>	<b>\$ 264,772.43</b>	<b>\$ 759,182.89</b>

**METROPOLITAN ATLANTA RAPID TRANSIT AUTHORITY  
INCREASES OF EXISTING BOARD APPROVED CONTRACTS  
(JULY 1, 2022 THROUGH JUNE 30, 2023)**

<b>Payee</b>	<b>Purpose</b>	<b>Previous Value</b>	<b>Adjustment Amount</b>	<b>New Value</b>
<b>PERKINS &amp; WILL, INC.</b>	<b>AE43955 A&amp;E FOR STATION REHAB PROGRAM</b>	<b>\$ 948,175.95</b>	<b>\$ 931,572.60</b>	<b>\$ 1,879,748.55</b>
<b>POLARIS ASSOCIATES, INC.</b>	<b>P47520 - PROCUREMENT OF SPECIALIZED PROFESSIONAL SERVICES</b>	<b>\$ 2,103,580.00</b>	<b>\$ 2,340,120.01</b>	<b>\$ 4,443,700.01</b>
<b>POLARIS ASSOCIATES, INC.</b>	<b>RFPP P45361 ORBIT ANALYTICS SOFTWARE MAINTENANCE SUPPORT</b>	<b>\$ 195,356.74</b>	<b>\$ 54,954.28</b>	<b>\$ 250,311.02</b>
<b>POND &amp; COMPANY</b>	<b>AE43955 - A&amp;E FOR STATION REHAB PROGRAM</b>	<b>\$ 618,610.13</b>	<b>\$ 318,785.76</b>	<b>\$ 937,395.89</b>
<b>REEVES YOUNG-CERM</b>	<b>P44312 - CMAR - STATION REHAB PROGRAM</b>	<b>\$ 2,371,636.39</b>	<b>\$ 2,383,915.92</b>	<b>\$ 4,755,552.31</b>
<b>SABA SOFTWARE, INC.</b>	<b>P42158 - CLOUD BASED LEARNING MANAGEMENT SYSTEM</b>	<b>\$ 353,252.11</b>	<b>\$ 131,668.86</b>	<b>\$ 484,920.97</b>
<b>SHI INTERNATIONAL CORP.</b>	<b>P50073 RAPID7 MANAGED MONITORING SERVICES</b>	<b>\$ 338,396.00</b>	<b>\$ 343,088.00</b>	<b>\$ 681,484.00</b>

**METROPOLITAN ATLANTA RAPID TRANSIT AUTHORITY  
INCREASES OF EXISTING BOARD APPROVED CONTRACTS  
(JULY 1, 2022 THROUGH JUNE 30, 2023)**

<b>Payee</b>	<b>Purpose</b>	<b>Previous Value</b>	<b>Adjustment Amount</b>	<b>New Value</b>
<b>SIEMENS INDUSTRY, INC.</b>	<b>P49632 - PARKING DECK CALLBOX UPGRADE AND CABLING SERVICES CONTRACT</b>	<b>\$ 1,129,033.44</b>	<b>\$ 238,475.00</b>	<b>\$ 1,367,508.44</b>
<b>SIEMENS MOBILITY, INC.</b>	<b>FC-9839, TECHNICAL SUPPORT AND SPARE SUPPLY SERVICES FOR THE ATLANTA STREETCAR S70 LIGHT RAIL VEHICLES</b>	<b>\$ 4,052,205.00</b>	<b>\$ 2,127,033.00</b>	<b>\$ 6,179,238.00</b>
<b>SMITH, GAMBRELL &amp; RUSSELL, LLP</b>	<b>P46721 - GENERAL COUNSEL AND OTHER LEGAL SERVICES</b>	<b>\$ 270,000.00</b>	<b>\$ 221,510.62</b>	<b>\$ 491,510.62</b>
<b>SOCO CONTRACTING COMPANY, INC.</b>	<b>P40916 INDEFINITE QUANTITY CONSTRUCTION CONTRACT SERVICES</b>	<b>\$ 449,648.61</b>	<b>\$ 298,460.67</b>	<b>\$ 748,109.28</b>
<b>SPENERGY LLC</b>	<b>B44237 BUS WASH DETERGENT/DEGREASER</b>	<b>\$ 329,826.00</b>	<b>\$ 29,803.95</b>	<b>\$ 359,629.95</b>
<b>STONE MNT. TURF &amp; SHRUB CARE</b>	<b>B49479 AUTHORITY-WIDE LANDSCAPING SERVICES</b>	<b>\$ 114,500.00</b>	<b>\$ 238,000.00</b>	<b>\$ 352,500.00</b>
<b>STORAGE ENGINE, INC.</b>	<b>P42136 SAN STORAGE UPGRADE AND COMMVAULT BACKUP SOLUTION</b>	<b>\$ 4,660,963.20</b>	<b>\$ 1,573,104.16</b>	<b>\$ 6,234,067.36</b>

**METROPOLITAN ATLANTA RAPID TRANSIT AUTHORITY  
INCREASES OF EXISTING BOARD APPROVED CONTRACTS  
(JULY 1, 2022 THROUGH JUNE 30, 2023)**

<b>Payee</b>	<b>Purpose</b>	<b>Previous Value</b>	<b>Adjustment Amount</b>	<b>New Value</b>
<b>STV INCORPORATED</b>	<b>AE 34733 - BUS AND RAIL VEHICLE CONSULTING SERVICES</b>	<b>\$ 283,849.47</b>	<b>\$ 230,805.66</b>	<b>\$ 514,655.13</b>
<b>THE SERVICE FORT, LLC</b>	<b>B42862 - JANITORIAL SERVICES AT MARTA HQ</b>	<b>\$ 1,200,650.57</b>	<b>\$ 142,625.85</b>	<b>\$ 1,343,276.42</b>
<b>THOMAS KENNEDY SAMPSON &amp; TOMPKINS LLC</b>	<b>P46721 - GENERAL COUNSEL AND OTHER LEGAL SERVICES</b>	<b>\$ 1,156,278.10</b>	<b>\$ 49,774.86</b>	<b>\$ 1,206,052.96</b>
<b>TRAPEZE SOFTWARE GROUP, INC.</b>	<b>P34149 - TRAPEZE MASTER AGREEMENT</b>	<b>\$ 12,404,476.94</b>	<b>\$ 303,189.05</b>	<b>\$ 12,707,665.99</b>
<b>TRAVELER'S AID OF METROPOLITAN ATLANTA, INC.dba HOPE ATLANTA</b>	<b>L47029 - PROFESSIONAL SERVICES FOR HOMELESS OUTREACH</b>	<b>\$ 468,000.01</b>	<b>\$ 393,970.34</b>	<b>\$ 861,970.35</b>
<b>UBER</b>	<b>L46827 - MARTA-UBER PARTNERSHIP DURING SEVERE SERVICE DISRUPTION</b>	<b>\$ 100,000.00</b>	<b>\$ 400,000.00</b>	<b>\$ 500,000.00</b>
<b>UPMC BENEFIT MANAGEMENT SERVICES, INC.</b>	<b>P35334 - LEAVE OF ABSENCE ADMINISTRATION PROGRAM</b>	<b>\$ 474,286.00</b>	<b>\$ 28,434.50</b>	<b>\$ 502,720.50</b>

**METROPOLITAN ATLANTA RAPID TRANSIT AUTHORITY  
INCREASES OF EXISTING BOARD APPROVED CONTRACTS  
(JULY 1, 2022 THROUGH JUNE 30, 2023)**

<b>Payee</b>	<b>Purpose</b>	<b>Previous Value</b>	<b>Adjustment Amount</b>	<b>New Value</b>
<b>URS CORPORATION</b>	<b>AE30754 - ENVIRONMENTAL ENGINEERING CONSULTING SERVICES</b>	<b>\$ 9,237,436.00</b>	<b>\$ 1,055,753.73</b>	<b>\$ 10,293,189.73</b>
<b>VOLKERT, INC.</b>	<b>AE22541 STRUCTURAL INSPECTION ENGINEERING SERVICES</b>	<b>\$ 18,686.77</b>	<b>\$ 206,991.94</b>	<b>\$ 225,678.71</b>
<b>WEINBERG WHEELER HUDGINS GUNN &amp; DIAL, LLC</b>	<b>P46721 - GENERAL COUNSEL AND OTHER LEGAL SERVICES</b>	<b>\$ 468,334.55</b>	<b>\$ 514,612.97</b>	<b>\$ 982,947.52</b>
<b>WSP USA, INC.</b>	<b>P39820 - MARTA'S PLANNING SUPPORT AND TECHNICAL SERVICES - WSP USA</b>	<b>\$ 9,729,328.41</b>	<b>\$ 9,185,287.19</b>	<b>\$ 18,914,615.60</b>
<b>WSP USA, INC.</b>	<b>AE 34733 BUS AND RAIL VEHICLE CONSULTING SERVICES</b>	<b>\$ 7,022,610.87</b>	<b>\$ 606,722.29</b>	<b>\$ 7,629,333.16</b>
<b>WSP USA, INC.</b>	<b>AE46193 SYSTEMS ENGINEERING SERVICES</b>	<b>\$ 896,510.85</b>	<b>\$ 744,403.98</b>	<b>\$ 1,640,914.83</b>

# **METROPOLITAN ATLANTA RAPID TRANSIT AUTHORITY**

## **BOARD OF DIRECTORS' FEES**

This report lists the total fees paid during FY 2023 to each member of the MARTA Board of Directors for their service on the Board. The report does not include travel or conference expenses.

**METROPOLITAN ATLANTA RAPID TRANSIT AUTHORITY**  
**Board of Directors Fees**  
**Paid for the Period July 1, 2022 through June 30, 2023**

<b><u>DIRECTOR</u></b>	<b><u>TOTAL FEES</u></b>
Abdul-Salaam, Roberta	\$ 1,995.00
Ashe, III, Robert	\$ 1,575.00
Blakley, Stacy	\$ 3,320.00
Durrett, James	\$ 4,410.00
Floyd, William	\$ 5,250.00
Frierson, Roderick	\$ 8,085.00
Hardage, Freda	\$ 4,750.00
Ide, Jennifer	\$ 2,100.00
Mullice, Roderick	\$ 2,100.00
Pond, John	\$ 4,410.00
Powers, Kathryn	\$ 2,625.00
Scott, Rita	\$ 10,185.00
Snyder, Reginald	\$ 1,785.00
Tzegaegbe, Jacob	\$ 1,155.00
Williamson, Valencia	\$ 1,995.00
Worthy, Thomas	\$ 7,245.00

# **METROPOLITAN ATLANTA RAPID TRANSIT AUTHORITY**

## **BOARD OF DIRECTORS' TRAVEL**

The following report is a detailed listing of Board of Directors' travel for FY2023.



**FY2023 Summary of MARTA Board Travel**

<b>Name</b>	<b>Cost Ctr</b>	<b>Description &amp; Date</b>	<b>Amount</b>	<b>Purpose &amp; Details</b>	<b>Code</b>
Blakley, Stacy	11210	AACID Peer Tour Glydways, San Francisco, CA – December 4 – 6, 2022	\$1,916.15	Peer City tour to evaluate on demand glydways.	MI
Durrett, James	11210	APTA Legislative Conference – March 12 – 14, 2023	\$2,962.42	Annual transit-related legislative visits with Georgia elected officials.	TC
Floyd, William	11210	Transit Board Member Seminar, Salt Lake City, UT – July 29 – August 3, 2022	\$3,038.95	Transit Board Members come together for professional development sessions focusing on best practices in governance and creating policy for public transportation systems.	TC
Frierson, Roderick	11210	2022 Transit Board Member Seminar, Salt Lake City UT – July 29 – August 2, 2022	\$2,794.50	Transit Board Members come together for professional development sessions focusing on best practices in governance and creating policy for public transportation systems.	TC
Frierson, Roderick	11210	South DeKalb Peer Study, San Diego, CA – September 14 – 16, 2022	\$1,564.32	Peer city tour to evaluate San Diego's BRT and LRT system.	MI
Frierson, Roderick	11210	2022 APTA TRANSform Conference – October 9 – October 12, 2022	\$3,087.24	Provides the ideas, insights, and connections to help manage the changing mobility environment and the future of public transportation.	TC
Hardage, Freda	11210	Greater North Fulton Chamber Fly-In, Washington, DC – September 12 – 14, 2022	\$2,437.78	To advocate on behalf of North Fulton businesses. The DC Fly In is a great opportunity to convene and collaborate with North Fulton Leaders.	MI
Hardage, Freda	11210	AACID Peer Tour Glydways, San Francisco, CA – December 4 – 6, 2022	\$1,816.15	Peer City tour to evaluate on demand glydways.	MI
Ide, Jennifer	11210	2023 APTA Legislative Conference, Washington, D.C. – March 12 – 14, 2023	\$2,918.07	Annual transit-related legislative visits with Georgia elected officials.	TC
Pond, Al	11210	Greater North Fulton Chamber Fly-In, Washington, DC – September 12 – 14, 2022	\$2,437.78	To advocate on behalf of North Fulton businesses. The DC Fly-In is a great opportunity to convene and collaborate with North Fulton Leaders.	MI
Pond, Al	11210	AACID Peer Tour Glydways, San Francisco, CA – December 4 – 6, 2022	\$1,826.23	Peer City tour to evaluate on demand glydways.	MI
Scott, Rita	11210	2022 APTA Board Member Seminar, Salt Lake City, UT – July 29 – August 3, 2022	\$2,818.95	Transit Board Members come together for professional development sessions focusing on best practices in governance and creating policy for public transportation systems.	TC
Scott, Rita	11210	South DeKalb Peer Study, San Diego, CA – September 14 – 16, 2022	\$1,564.32	Peer city tour to evaluate San Diego's BRT and LRT system.	MI
Worthy, Thomas W.	11210	AACID Peer City Tour, Glydways, San Francisco, CA – December 4 – 6, 2022	\$ 817.20	Peer City tour to evaluate on demand glydways.	MI
Worthy, Thomas W.	11210	2023 APTA Legislative Conference, Washington, D.C. – March 13 – 14, 2023	\$2,454.71	Annual transit-related legislative visits with GA elected officials	TC
Worthy, Thomas W.	11210	2023 APTA Rail Conference -June 11 – June 13, 2023	\$2,569.15	An annual conference focusing on the many different aspects of the public transit industry via various workshops and breakout sessions.	TC

# **METROPOLITAN ATLANTA RAPID TRANSIT AUTHORITY**

## **EMPLOYEE TRAVEL EXPENSES**

This report section details non-local travel by MARTA employees during FY 2023 for which all or some MARTA funds were utilized, along with specific information regarding the employees' name, purpose of trip and expenses incurred.

**FY2023 Summary of MARTA Staff Travel**

Name	Cost Ctr	Description & Date	Amount	Purpose & Details	Code
Allen, Rhonda N	11520	LAPTA Committee 2023 Class Selection Meeting - Washington DC, Jul 18-19, 2022	677.83	Attended meeting as part of LAPTA Committee to review applications and select members of the upcoming class (c/o 2023).	GF
Allen, Rhonda N	11520	APTA Tech Conference 2022 - Denver, CO - Aug 13-17, 2022	2644.37	Attended APTA Tech Conference to learn more about advancements and emerging trends in automated fare collection.	TR
Allen, Rhonda N.	11520	APTA Transform Conference - Seattle, WA - Oct 8-12, 2022	3218.15	Attended conference to complete assigned duties as part of LAPTA Committee, including onboarding of c/o 2023.	GF
Allen, Rhonda N.	11520	Eno Transportation Development Program - Washington, DC - Feb 26-Mar 31, 2023	8050.14	Completed week-long Eno Transit Senior Executive Program focused on leadership skills development, strategic management, and emerging industry issues.	TR
Allen, Rhonda N.	11520	CXPA Conference - Orlando, FL - May 15-18, 2023	2408.52	Attended customer experience professionals conference and participated in workshops focused on improving the CCXP certification exam.	TC
Andrews, Peter	16110	Stadler Visit - Salt Lake City, UT - Feb 26 - 28, 2023	1594.44	CQ400 Steering/Executive Committee Meeting and update on progress of rail cars	CP
Andrews, Peter	16110	APTA Legal Affairs Seminar - Portland, OR - April 1-4, 2023	2839.72	Continuing legal education credits and speaker on panelist.	TR
Arnold, Chairna L	15240	TSI Training - Tampa, FL - Jul 24-29, 2022	1510.93	Transportation Safety Institute training.	MI
Arnold, Chairna L.	16760	TSI Class - Tampa, FL - Nov 28-Dec 2, 2022	1498.52	Transportation Safety Institute training.	MI
Arnold, Chairna L.	16810	EnoMAX program - Los Angeles - CA - May 20 - 26, 2023	2183.42	Visit to LAMetro occurred as part of the 2023 cohort of the Eno Multi-Agency Exchange program and included field visits, peer networking, and talks from the host agency – all designed to share best practices between transit agencies and foster innovation.	TC
Arnold, Chairna L.	16810	EnoMAX program - Seattle, Washington - Jun 24 - Jul 1, 2023	3141.18	Visit to SoundTransit occurred as part of the 2023 cohort of the Eno Multi-Agency Exchange program and included field visits, peer networking, and talks from the host agency – all designed to share best practices between transit agencies and foster innovation.	TC
Asgar, Devindranauth	18920	WRI conference/Seminar - Minneapolis, MN - Jun 5 - 8, 2023	2462.98	The WRI was a cross-disciplinary seminar opportunity to increase railroad knowledge, technical expertise, network and a engage in a forum for exchanging ideas.	TC
Bailey, Johnnie Elijah	19210	Post Critical Incident Seminar - St. Simons Island - Apr. 10-13, 2023	558.75	Public safety conference and continuing education class.	MI
Banks, Antwan	12410	15th Annual MS-ISAC Meeting - Baltimore, MD - Aug 1-10, 2022	1774.68	Cybersecurity conference to share best practices between large governmental agencies.	MI
Banks, Antwan	12410	Gartner Identity & Access Management Summit - Las Vegas, NV - Aug 22-24, 2022	6119.29	Attended to learn best practices for identity management and public safety.	MI
Banks, Antwan	12410	NAC Cybersecurity Consortium - NYC, NY- Oct 26-28, 2022	1417.44	Network Access Control learning opportunity.	MI
Barden, Angelina	19210	Computer Voice Stress Analyzer (CVSA) Training-Memphis, TN - Jul 10-15, 2022	1113.70	Continuing education to learn about the use of CVSA.	MI
Barden, Angelina	19210	MPD South Georgia Recruitment Trip - Savannah, GA - Sept 11-15, 2022	293.00	Police recruitment trip.	MI
Bau, Te Ted	19442	NFPA conference & Expo - Las Vegas, NV - Jun 18-24, 2023	2424.71	Continuing education on the application of the National Environmental Protection Act.	OC
Batista, Macys H	19210	Authorized Break from K9 School training - San Antonio, TX - Aug 5 - 7, 2022	417.20	Part of K9 training.	MI
Bell, Albert D.	19210	Best Interchangeable Core Systems Training - Indianapolis, IN - Nov 30-Dec 2, 2022	1324.91	Best cylinders are designed to safeguard facilities secure. This training seminar shared best practices for using such devices.	MI
Beliakov, Mikhail A	22340	DGIQ Conference - San Diego, CA - Jun 4 - 10, 2023	6347.33	Attended the Data Governance & Information Quality conference to learn about industry best practices in the field of data, metadata, and data quality management, learn from professional data practitioners, and exchange knowledge with peers.	OC
Benjamin, Latavia N	14310	GGFFOA Conference - Jekyll, Island, GA - Oct 2-5, 2022	1327.60	Attended the GGFOA conference to further knowledge on a variety of accounting topics, such as GASB-87 and GASB-96.	TC

**FY2023 Summary of MARTA Staff Travel**

Name	Cost Ctr	Description & Date	Amount	Purpose & Details	Code
Bennett, Crystal M	17350	APTA conference - Las Vegas, NV - Feb 26 Mar 1, 2023	4018.69	Attended the American Public Transportation Association (APTA) Marketing & Communications Workshop to network and share best practices with transit agency communications teams from across the country, and enhance professional knowledge.	TC
Bernier-Johnson, Jamie L.	19210	MPD South Georgia Recruitment Trip - Savannah, GA - Sept 11-15, 2022	293.00	Police recruitment trip.	MI
Boggans, Trenell Davis	16793	AIHA Conference Expenses - Phoenix, AZ - May 20-26, 2023	3395.99	Obtain certification maintenance contact hours for professional development.	TC
Boone, Charles H.	15755	APTA Risk Management Seminar - Phoenix, AZ - Dec 3-7, 2022	2403.48	Attended the APTA Mid-Year Safety and Risk Management Conference for professional development and continuing education purposes.	TC
Boone, Charles H.	12610	APTA Conference - Pittsburgh, PA - Jun 10-14, 2023	3042.30	Technical conference for security, safety and operations professionals.	TC
Borrero, Luz	22510	EnoMax - Denver, CO, Oct 27-29, 2022	1156.55	Attended national transit conference to share best practices on operations and administration.	TC
Britt, Cleshea	19210	Command College - Columbus, GA - Feb 12-17, 2023	694.50	Attending Command College at Columbus State University in Columbus, GA to pursue a Master's Degree in Public Safety Administration.	TR
Britt, Cleshea	19210	Command College - Columbus, GA - Mar 19-24, 2023	744.50	Attending Command College at Columbus State University in Columbus, GA to pursue a Master's Degree in Public Safety Administration.	TR
Britt, Cleshea	19210	Command College - Columbus, GA - Apr. 16-21, 2023	744.50	Attending Command College at Columbus State University in Columbus, GA to pursue a Master's Degree in Public Safety Administration.	TR
Britt, Cleshea	19210	Command College - Columbus, GA - Jun 25-30, 2023	744.50	Attending Command College at Columbus State University in Columbus, GA to pursue a Master's Degree in Public Safety Administration.	TR
Brown, Ashlee	19210	Computer Voice Stress Analyzer (CVSA) Training - Memphis, TN-Jul 10-15, 2022	1113.70	Continuing education to learn about the use of CVSA.	MI
Brown, Ashlee	19210	MPD South Georgia Recruitment Trip - Savannah, GA - Sept 11-15, 2022	602.52	Police recruitment trip.	MI
Brown, Ashlee	19210	Police Applicant Background Investigation training - Jacksonville, FL - Dec 4-6, 2022	2024.93	Training on issuing background checks for recruitment.	MI
Brown, Ashlee	19210	Eastern Kentucky University Job Fair - Richmond, KY - Feb 27-28, 2023	88.50	Police recruitment trip.	MI
Bruno, Peter H	12810	P39279 Equipment Inspection - Detroit, MI - Nov 15, 2022	553.20	To confirm contract terms, conditions and deliverables were being complied with as defined in the executed agreement	GF
Bruno, Peter H	12810	APTA Mobility Conference - Minneapolis, MN- April 23-28, 2023	1996.53	Attended with the COO and represented MARTA operations at this industry conference. The trip included participation in the FTA BRT Construction Roundtable later in the week which was in support of MARTA's new BRT mode.	TC
Bruno, Peter H	12810	US East Coast EV Bus Conference - Washington, DC - Jun 26-28, 2023	1552.78	Attended at the request of the COO and represented MARTA on a panel of industry experts discussing our battery electric bus program.	TC
Brunson-Jackson, Sheila D.	12811	APTA Conference - Minneapolis, MN - Apr 23-26, 2023	3170.12	Attended APTA conference to share best practices in operations and scheduling.	TC
Bryant, Marcus	18840	Records Management Conference - Savannah, GA - Sept 18-21, 2022	1375.75	Records management and digital records archiving training.	TR
Burkhalter, JanMichael S.W	16755	TSSP Certificate - Plantation, FL - Apr 23-28, 2023	1593.02	Travel and training request for the TSI Transit System Security course towards obtaining a job required TSSP Certification and no alternative session was available, as the stated training was not available within the Authority or the Metropolitan area.	TR

**FY2023 Summary of MARTA Staff Travel**

Name	Cost Ctr	Description & Date	Amount	Purpose & Details	Code
Burkhalter, JanMichael S.W	16755	TSSP Certificate - Portland, Oregon - May 7-13, 2023	2396.40	Travel and training request for the TSI Transit Rail Incident Investigation course towards obtaining a job required TSSP Certification and no alternative session was available, as the stated training is was not available within the Authority or the Metropolitan area.	TR
Burn, Douglas	19210	Fugitive Extradition - New Orleans - Jan 19-20, 2023	336.14	A wanted person was captured in New Orleans that had an active warrant out of MARTA Police Department. Detective Burn travelled to New Orleans to transport this wanted fugitive back to Dekalb County Jail to face justice.	GF
Burrows, Michael	19210	GACP Summer Training Conference - Savannah, GA - Jul 23-27, 2022	1955.46	Annual law enforcement training conference.	MI
Callahan, Gregory Lynn Sr	18920	Inspect New Car Movers - Houston, TX - Dec 5-6, 2022	380.20	Inspection of courier service before procurement.	GF
Campbell, Yolanda T	16720	FAT/FIAT at Siemens NC - Dec 3-6, 2022	335.58	As a requirement of the EV Conversion project, a First Article of Inspection was performed at the Siemens facility in North Carolina.	CP
Campbell, Yolanda T	16720	ITS America Conference - Dallas, TX - Apr. 23-27, 2023	3139.03	As a Marta Goal and performance objective, we are required to participate in initiatives to enhance employee development, empowerment, moral and teamwork while consistently providing excellence in customer service. Attending the ITS America Conference was one of many ways that I was able to achieve this performance objective.	TR
Canady-Salters, Chastity	16730	Transit Rail Incident Investigation Class - Portland, OR - May 7-13, 2023	2566.40	The purpose of the Transit Rail Incident Investigation class is part of the classes needed to obtain Transit Safety and Security Program Certificate (TSSP).	TR
Cannida, Chinnette Bass	17350	APTA Marketing and Comms Meeting - Las Vegas, NV - Feb 25 - Mar 1, 2023	2813.04	Attended the American Public Transportation Association (APTA) Marketing & Communications Workshop in Las Vegas Feb. 26 – Mar. 1 to network and share best practices with transit agency communications teams from across the country, and enhance professional knowledge.	TC
Carrier, Matthew T.	19210	Senior Management Institute for Police (SMIP) - Boston, MA - Jun 3-25, 2023	733.10	Law enforcement training seminar.	MI
Chandler, Antino	16730	TSI Class - Charlotte, NC - Nov 13-18, 2022	1934.01	Transportation Safety Insitute public safety training.	MI
Chandler, Antino	16730	Mobility Conference - Minneapolis, MN - April 23-27, 2023	3640.58	Discuss best practices of para-transit mobility with other experts.	MI
Chapman, Binta	19210	National Internal Affairs Investigation Assoc Training - Clearwater, FL - Sept 18-22, 22	1874.47	Internal affairs investigation training for law enforcement professionals.	MI
Chapman, Binta	19210	Georgia Internal Affairs Investigator Training - Young Harris, GA - Mar. 29-31, 2023	664.60	State provided internal affairs investigation training for law enforcement professionals.	MI
Chase, Tamika L	19210	Police Recruitment & Retention Summit - Las Vegas, NV - Aug 20-24, 2022	3352.71	Police recruitment trip.	MI
Chase, Tamika L	19210	MPD South Georgia Recruitment Trip - Savannah, GA - Sept 11-15, 2022	2759.01	Police recruitment trip.	MI
Chase, Tamika L	19210	WAT Command Decision Making & Leadership 1 - Bristol, TN - Jun 25-Jul 1, 2023	2361.92	Leadership training and public safety training opportunity.	MI
Chen, Marlon C	16791	TSI Training, Transit System Security - Plantation, FL - Apr 23-28, 2023	1846.74	Achieved the Transit Safety and Security Program TSSP Certificate required for DSQA. The TSSP certificate provides in-dept knowledge for Safety professionals to use in the organization daily.	TR
Chon, Andrew	19210	NAPOA Training National Asian Peace Officer's Assoc - Houston, TX - Aug 7-12, 2022	2404.18	Public safety training for asian law enforcement professionals.	MI
Clark, Cheryl L	19210	Post Critical Incident Seminar - St. Simons Island - Apr 10-13, 2023	989.07	Training on responding to emergencies.	MI
Clark, Robert M.	19210	MPD South Georgia Recruitment Trip - Savannah, GA - Sept 11-15, 2022	293.00	Police recruitment trip.	MI
Cloud, Ernest W III	19210	Senior Management Institute for Police (SMIP) Boston, MA - Jul 9-29, 2022	1133.88	Leadership development for law enforcement professionals.	OC
Cogdell, Tracie	16810	EnoMax - Denver, CO, Oct 27-29, 2022	2296.87	Professional development and training.	TC
Colgan, Jacquie M	18360	Project Mngt - Onsite Factory Acceptance Test - Schaumburg, IL - Sept 12-16, 2022	939.20	Attended to test new products.	CP
Collins, Donna	19210	Authorized Break from K9 School training - San Antonio, TX - Sept 2-5, 2022	487.20	Part of K9 training.	TC

**FY2023 Summary of MARTA Staff Travel**

Name	Cost Ctr	Description & Date	Amount	Purpose & Details	Code
Craft, Jimmy	16730	TSI Training - Hilton Head, South Carolina - Sept 11-12, 2022	1810.79	A five-day class and field training course on Advance Bus Accident Investigation.	OC
Crowder, Carmen	19210	Computer Voice Stress Analyzer (CVSA) Training - Memphis, TN, Jul 10-15, 2022	1113.70	Continuing education to learn about the use of CVSA.	MI
Crowder, Carmen	19210	Eastern Kentucky University Job Fair - Richmond, KY - Feb 27 -28, 2023	219.69	Police recruitment trip.	MI
Crowe, Matthew T	16810	2022 MAX Program, Denver, CO - Oct 23-30, 2022	2578.48	Class 2022 EnoMax participant to serve in leadership role.	TC
D'Amico, Michelle Ping-Lee	16810	EnoMAX program - Los Angeles - CA - May 20 - 26, 2023	2056.88	Visit to LAMetro occurred as part of the 2023 cohort of the Eno Multi-Agency Exchange program and included field visits, peer networking, and talks from the host agency – all designed to share best practices between transit agencies and foster innovation.	TC
D'Amico, Michelle Ping-Lee	16810	EnoMAX program - Seattle, Washington - Jun 24 - Jul 1, 2023	3006.78	Visit to SoundTransit occurred as part of the 2023 cohort of the Eno Multi-Agency Exchange program and included field visits, peer networking, and talks from the host agency – all designed to share best practices between transit agencies and foster innovation.	TC
Dailey, Larry A Jr.	19210	MPD South Georgia Recruitment Trip - Savannah, GA - Sept 11-15, 2022	293.00	Police recruitment trip.	MI
Daniel, Russell T. Jr	15912	APTA Conference - Denver, CO - Aug 13-17, 2022	2634.36	Attended the conference to learn about the critical priorities and challenges facing bus and paratransit systems and explore the changing environment in which systems operate in today's mobility landscape.	TC
Davenport, Willie Frank	19210	Purchases made while in the FBI Training Academy - Quantico, VA - Aug 12-13, 2022	1703.96	Graduate from FBI training to enhance law enforcement practice.	MI
Davis, Keli	11610	Clayton Peer Trip - Indianapolis, IN - Sept 21-23, 2022	468.20	The purpose of the Indianapolis trip was to see, listen, observe, and learn about Bus Rapid Transit (BRT) from our peer organization IndyGo, while deepening our relationship with our jurisdictional partners from Clayton County.	MI
Dawkins, Lashanda R.	19310	APTA Transit Board Members Seminar - Salt Lake City, UT - Jul 31-Aug 2, 2022	1424.23	Transit board members come together for peer exchange and professional development on board governance and policy development for public transportation agencies. I attended as a panelist to address the attendees in a session on Workforce Development in my capacity as Chair, APTA Workforce Development Committee.	TC
Dawkins, Lashanda R.	19310	APTA's Transform Conference - Seattle, WA - Oct 7-12, 2022	3639.76	Confernece provided a mix of education, professional and technical training, and networking for public transportation professionals. Attended to participate in the Board of Directors Meeting, Committee Meetings, and Conference sessions in my capacity as a APTA Board Member, APTA Workforce Development Committee Chair, and Session Moderator.	TC
Dawkins, Lashanda R.	19310	TCRP F-29 Interim Panel Meeting - Washington, DC - Jan 10 - 11, 2023	313.01	Selected through a competitive process to serve on the Transit Cooperative Research Program panel for a project on Mental Health, Wellness, and Resilience for Transit System Workers. Attended the Interim Meeting for the panel to review and assess the research and deliverables from the project team at the interim phase of the project.	TC
Dawkins, Lashanda R	19310	Jackson Lewis – Corporate Counsel Conference 2023- Dana Point, CA - Mar 29-31, 2023	1707.22	Attended this gratis client conference to participate in educational workshops and receive CLE credit on current and forward focused labor and employment law topics.	OC
Dawkins, Lashanda R	19310	Georgia Labor Management Conference - Saint Simons Island, GA - Jun 20-23, 2023	1430.92	I attended this conference to develop relationships with key labor professionals and participate in educational workshops and receive a labor law update from a panel of attorneys, including NLRB Regional Director, and a professor of law.	OC

**FY2023 Summary of MARTA Staff Travel**

Name	Cost Ctr	Description & Date	Amount	Purpose & Details	Code
De Jesus, Donna Elizabeth	10910	APTA Marketing & Communications Workshop - Las Vega, NV - Feb 26-Mar 1, 2023	2039.53	Attended the APTA Marketing & Communications conference to attend customer service and customer experience sessions to learn and share initiatives and for professional networking purposes.	TC
Delgado, Oliver M.	19210	ALERRT Conference - Oxon Hill, MD - Oct 5-8, 2022	1870.16	Advanced Law Enforcement Rapid Response training.	MI
Dildy, Terence M	17516	TSI Training - Tampa, FL - Aug 28 - Sept 02, 2022	1231.14	This is a MARTA, FTA, and TSI required course for safety professionals to achieve a Transit Safety and Security Program (TSSP) certification. "	MI
Dildy, Terence M	16810	ENOMAX - Los Angeles, CA - May 20 - 26, 2023	2091.98	The MARTA-sponsored professional development program includes field visits, peer networking, and tens of presentations from the host agency – all designed to share best practices between transit agencies and foster innovation.	TC
Dildy, Terence M	16810	ENOMAX - Seattle, WA - Jun 24 - Jul 1, 2023	3146.65	The MARTA-sponsored professional development program includes field visits, peer networking, and tens of presentations from the host agency – all designed to share best practices between transit agencies and foster innovation.	TC
Dirga, Katherine	22240	Conference Travel - Miami, FL - Oct 29-Nov 1, 2022	1920.51	Attended the “Rail~volution: Building Livable Communities with Transit” Conference to present on Panel 4D03: “The Power of Place” with transit colleagues from Canada and the US.	TC
Dookie, Michael M	16792	Tank Inspection and Compliance Conference - Orlando, FL - Apr 10-14, 2023	1948.43	SPCC Plan, Tank Inspection, Corrosion, Updated EPA Policies & Procedures, and relatable topics were covered.	GF
Dorner, Kesi S	16310	SHRM Conference - Las Vega, NV - Jun 9-13, 2023	4713.40	Networking and training opportunity for human resources professionals.	MI
Ennis, Garick A	17516	Inspection of the first Rail King Car Mover - Houston, TX - Dec 13-14, 2022	618.16	Inspected rail cars before they were tested.	GF
Eusebio, Bernadette	14310	GGFFOA Conference - Jekyll, Island, GA - Oct 2-5, 2022	1407.20	Attended the GGFOA conference to further knowledge on a variety of accounting topics, such as GASB-87 and GASB-96.	MI
Ferrebee, Thomas III	18630	Bus Charging Equip Factory Acceptance Test - Weddell, NC - Dec 5-6, 2022	532.75	To witness (observe) the Factory Acceptance Test, conducted by the manufacturer to verify that the electric bus charging equipment and systems meet all functional and technical requirements of the procurement and technical specifications.	GF
Ferrer, Jose	19210	Authorized Break from K9 School training - San Antonio, TX - Dec 23-26, 2022	517.20	Part of K9 training.	MI
Fields, Ronald D	19210	MPD South Georgia Recruitment Trip - Savannah, GA - Sept 11-15, 2022	293.00	Recruitment trip for marta police.	MI
Fisher, Stephany	17410	APTA Marketing & Communications Workshop - Las Vega, NV - Feb 26-Mar 1, 2023	2551.91	Attended the American Public Transportation Association (APTA) Marketing & Communications Workshop to network and share best practices with transit agency communications teams from across the country, and enhance professional knowledge.	TC
Frank, Debbie	24210	Intercity Visit IndyGo for Clayton County - Indianapolis, IN - Sept 21-23, 2022	1113.26	The purpose of the Indianapolis trip was to see, listen, observe, and learn about Bus Rapid Transit (BRT) from our peer organization IndyGo, while deepening our relationship with our jurisdictional partners from Clayton County.	MI
Frank, Debbie	24210	Rail volution Conference - Miami, FL - Oct 30-Nov 2, 2022	1678.67	Panelist at the 2022 Railvolution Conference in Miami. The panel session – Shop Talk: Ground Leases presented an opportunity to discuss alongside counterparts at Sound Transit and staff of a national consulting firm the nuts and bolts of ground leases. In addition, the conference provided an opportunity to network with leaders in public transportation and community/economic development industries.	TC

**FY2023 Summary of MARTA Staff Travel**

Name	Cost Ctr	Description & Date	Amount	Purpose & Details	Code
Frank, Debbie	19940	Mpack National Steering Committee - Phoenix, AZ - May 16-19, 2023	1897.25	Member of the Mpack (formerly Railvolution) National Steering Committee (NSC), 40+ professionals across the United States and Canada working in the public transportation and community development industries. NSC members play a key role in planning annual transit and community development conference and the year-round learning and capacity-building programs. MARTA is a long-time sponsor of this national organization that supports public transportation and community/economic development.	TC
Frank, Debbie	19940	Mpack National Steering Committee - Minneapolis, MN - Jun 25-28, 2023	1260.93	Member of the Mpack (formerly Railvolution) National Steering Committee (NSC), 40+ professionals across the United States and Canada working in the public transportation and community development industries. NSC members play a key role in planning annual transit and community development conference and the year-round learning and capacity-building programs. MARTA is a long-time sponsor of this national organization that supports public transportation and community/economic development.	TC
Frazer, Ian	22320	Project on average travel time for bus routes - Washington, DC - Jan 7-9, 2023	878.20	Presented at 2023 Transportation Research Board Transit Data Challenge in Washington, D.C.	TC
Gaskin, Thomas	15440	APTA - Operation Planning - Pittsburgh, PA - Aug 6 - 11, 2022	2294.50	Rail operations planning continuing education.	MI
Glore, Robert A	18840	GRA Conference - Savannah, GA - Sept 18-21, 2022	2007.74	Records management and archiving training.	MI
Garmon, Jaquia	19210	IACP Officer Safety & Wellness Symposium - Anaheim, CA, Mar 2-6, 2023	2941.87	The purpose of this training was to learn new training methods regarding officer wellness.	MI
Garmon, Jaquia	19210	Law Enforcement Fitness Coordinator Training - Santa Fe, NM - Jun 11-24, 2023	4806.94	The purpose of this training was to enhance my skillset as a law enforcement fitness coordinator instructor.	MI
Graham, Shekinia M.	19210	Applicant Background Investigation training - Murfreesboro, TN- Apr 2-7, 2023	2149.36	Learning opportunity for conducting background checks on police recruits.	MI
Green, Charmaine	19210	MPD South Georgia Recruitment Trip - Savannah, GA - Sept 11-15, 2022	553.31	Police recruitment trip.	MI
Green, Charmaine	19210	Police Recruitment & Retention Summit - Tampa, FL - Apr. 16-19, 2023	2822.36	Attended to learn best practices for law enforcement recruitment.	MI
Greenwood, Collie	11110	DeKalb County Peer City Tour - San Diego - CA - 14-16, 2022	1552.52	Led the DeKalb peer city trip to San Diego where elected officials, community leaders, and transit experts from DeKalb County met with transit leaders in San Diego, CA. The cohort evaluated San Diego's bus rapid transit and light rail system to learn how these modes might be applied in DeKalb.	MI
Greenwood, Collie	11110	2022 APTA Transform Conference - Seattle, WA - Oct 7-12, 2022	4527.00	This conference is the flagship event for public transportation professionals to engage in workshops, experience technical tours, and network with colleagues.	TC
Greenwood, Collie	11110	Georgia Transportation Summit - ACEC - Athens, GA - Nov 9, 2022	442.54	Represented MARTA at Georgia's largest transit expo in partnership with GDOT.	TC
Greenwood, Collie	11110	AACID Peer Tour - Glydways - San Francisco, CA - Dec 4 - 6, 2022	1968.45	Along with the Atlanta Airport Community Improvement District, this trip looked at innovative transit modes in San Francisco to better connect public transit to their airport.	MI
Greenwood, Collie	11110	Stadler Steering Committee - Rail Cars - Salt Lake City, UT - Feb 26 - 28, 2023	1906.36	Participated in the steering committee for Stadler's new rail cars.	CP
Greenwood, Collie	11110	2023 APTA Legislative Conference - Washington, DC - Mar 10-15, 2023	3330.12	Political and policy networking opportunity.	TC
Greenwood, Collie	11110	Georgia Chamber Board of Directors Retreat - Savannah, GA - Apr. 23-25, 2023	1803.08	As a member of the Georgia Chamber, Collie attended the annual retreat for board members.	MI
Greenwood, Collie	11110	APTA Transit CEOS Seminar - Houston, TX - May 19-21, 2023	1689.85	Participated in the APTA training seminar as the CEO of MARTA.	TC



**FY2023 Summary of MARTA Staff Travel**

Name	Cost Ctr	Description & Date	Amount	Purpose & Details	Code
Greenwood, Collie	11110	2023 APTA Rail Conference - Pittsburgh, PA - Jun 9-13, 2023	2099.54	Represented MARTA at the APTA rail conference focusing on operation, maintenance, and safety and security.	TC
Guza, Ezekiel	19812	Learning from Peer agency - Dallas, TX - Jul 5-6, 2022	697.90	Met with Planning counterparts at Dallas Area Rapid Transit to discuss their experience with their recently completed Bus Network Redesign and help develop best practice for a similar project MARTA is undertaking	MI
Hackshaw, Kevin	17320	ACT Conference in Chicago, Illinois.- Jul 31-Aug 4, 2022	2573.82	Opportunity to network and debrief with peers from other TA's and get caught up on best practices in my industry	MI
Hackshaw, Kevin	17320	APTA Conference - Las Vegas, NV - Feb 26 - Mar 1, 2023	3278.89	Personal development and leadership training.	TC
Harrison, Thaddeus A Jr.	16810	2022 MAX Program, Denver, CO - Oct 23-30, 2022	2296.00	Attended APTA Tech Conference to learn more about advancements and emerging trends in automated fare collection.	TC
Hecht, Daniel	15110	APTA Conference - Seattle, WA - Oct 9-12, 2022	2855.76	Attended conference to complete assigned duties as part of LAPTA Committee.	TC
Henderson, Eric	15750	S70 Bogie Wheel Replacement - Salt Lake, UT - Jan 24-feb 2, 2023	2329.03	In anticipation of a potential expansion of the ATL/MARTA Streetcar system, we decided to send a representative from MARTA Heavy Rail Engineering to observe the bogie overhaul process, focusing on the steel wheels, cones, and chevrons, at the UTA facility.	GF
Herron, Djuana D	16810	EnoMAX Training - Los Angeles - May 20 - 26, 2023	2326.15	EnoMAX Leadership training for career advancement.	TC
Herron, Djuana D	16810	EnoMAX Training - Seattle, WA - Jun 24 - Jul 1, 2023	3394.33	EnoMAX Leadership training for career advancement.	TC
Hicks, Eddie D	17516	APTA Transform Conference - Seattle, WA - Oct 8-11, 2022	2884.96	Expand industry knowledge, as well as being able to bring this new found information back to team members.	TC
Hickman, Melda	19410	2023 Georgia Engineer Conference - Asheville, NC - Jun 2-4, 2023	1623.34	Asked to be a Guest speaker on the "All Things MARTA" panel, at the 2023 Georgia Engineers Summer Conference.	MI
Hill, Kaliah	14310	GGFOA Conference - Jekyll Island, GA - Oct 2-5, 2022	1327.60	Expand my knowledge on various accounting topics such as internal controls, federal compliance, and capital planning.	MI
Hobbs, James Bryan	19851	Dekalb County Peer City Tour - San Diego, CA - Sept 14-16, 2022	1552.52	Meet with SANDAG to collaborate and view implemented BRT systems in San Diego so we can better plan/design/implement MARTA's new BRT Program	MI
Hubble, Leslie	16790	Attend APTA Conference - Phoenix, AZ - Dec 3-7, 2022	2462.96	Attended the APTA Mid-Year Safety and Risk Management Conference for professional development and continuing education purposes.	TC
Hubble, Leslie	16790	Attend GA Bar Assoc Env Section Seminar - Athens, GA - Jun 22-23, 2023	172.06	Attended the Georgia Bar Association Environmental Section Seminar for professional development and continuing education purposes. I also presented at the seminar on Environmental Issue in Transit.	OC
Humphrey, Herold B	15311	COMTO Annual Conference - Fort Lauderdale, FL - Jul 8-12, 2022	2125.98	COMTO's annual conference brings together industry leaders across all modes of transportation for 4 days of learning, training, and networking	TC
Hunt, Jonathan J.	16110	APTA Legal Affairs Seminar - Portland, OR - Mar 29 - April 4, 2023	2549.02	Seminar to give speech and to obtain continuing legal education hours required by State Bar.	OC
Hurley, Kevin L	14410	Bond Sale - New York, NY - Mar 7 - 8, 2023	901.44	The travel was to conduct the pricing exercise for the MARTA Sales Tax Revenue Bond Series 2023A refinancing transaction.	CP
Hurley, Kevin L.	14410	Series 2023B Bond Pricing - New York, NY - May 9 -10, 2023	1162.35	The travel was to conduct the pricing exercise for the MARTA Sales Tax Revenue Bond Series 2023B refinancing transaction.	CP
Hyman, India S	19210	GA Assoc. of Chiefs of Police Admin Staff Seminar-LaGrange, Ga - Nov 7-10, 2022	1438.08	Shared best practices for law enforcement professionals.	MI
Jackson, Charles	11520	NRF Conference NYC - New York, NY - Jan 13-16, 2023	1320.60	To view the latest innovations and technologies used by retailers representing 400 million consumers applications to apply towards improvements to the customer experience of MARTA riders. Also viewed the newest transit stations and implementations by MTA.	TC

**FY2023 Summary of MARTA Staff Travel**

Name	Cost Ctr	Description & Date	Amount	Purpose & Details	Code
Jackson, Fredrico A.	19210	Tactical Operations Command Training - Jacksonville, FL - May 7-12, 2023	2365.85	Attended training on advanced tactical operations to benefit law enforcement skills.	MI
Jackson, Fredrico A.	19210	Senior Management Institute for Police (SMIP) - Boston, MA - Jun 3-25, 2023	622.80	Leadership training for public safety professionals.	MI
Jackson, William T	16760	APTA Rail Conference - Pittsburgh, PA - Jun 11-14, 2023	2586.58	Hear safety updates from federal government and stakeholders.	TC
Jackson, Jasper E	19210	Authorized Break from K9 School training - San Antonio, TX - Jul 29-31, 2022	567.20	Part of K9 training.	MI
Johnson, Harold L	19210	MPD South Georgia Recruitment Trip - Savannah, GA - Sept 11-15, 2022	543.36	Police recruitment trip.	MI
Johnson, Harold L	19210	SWAT Command Decision Making & Leadership 1 - Bristol, TN - Jun 25-Jul 1, 2023	2347.89	Leadership training for law enforcement.	MI
Johnson, Sherrie	16810	EnoMax - Denver, CO, Oct 27-29, 2022	2420.81	Networking and training opportunity.	MI
Johnson, Sherrie	16810	ENOMAX Program - Los Angeles, CA - May 20 - 26, 2023	2317.70	These visits are required as part of the 2023 cohort of the Eno Multi-Agency Exchange program. These visits includes site visits, peer networking, and leadership development seminars from the host agency. These visits allow for benchmarking and to share best practices between transit agencies.	TC
Johnson, Sherrie	16810	ENOMAX Program - Seattle, WA - Jun 24 - Jul 1, 2023	3043.66	These visits are required as part of the 2023 cohort of the Eno Multi-Agency Exchange program. These visits includes site visits, peer networking, and leadership development seminars from the host agency. These visits allow for benchmarking and to share best practices between transit agencies.	TC
Jones, Alton D.	19210	APTA Conference - Rail Security Gold Award - Pittsburgh, GA, Jun 12-13, 2023	922.47	Attended to receive MARTA's gold award in rail security.	TC
Joshi, Abhay J.	17710	Dekalb County Peer City Tour - San Diego, CA - Sept 14-19, 2022	1422.52	Meet with SANDAG to collaborate and view implemented BRT systems in San Diego so we can better plan/design/implement MARTA's new BRT Program	MI
Joshi, Abhay J.	17710	FTA 2023 BRT Construction - Minneapolis, MN - Apr 26-28, 2023	763.71	Meet with other Transit Agencies with active BRT Projects to share perspectives/lessons learned along with meeting FTA to learn about Buy America Build America policy for federal funding opportunities.	TC
Kiernan, Colleen	21110	GNFCC - DC FLY IN - Washington, DC - Sept 12-14, 2022	1261.80	Annual conference, visits with Congressional delegation	OC
Kiernan, Colleen	21110	Dekalb Co. Peer City Tour - San Diego - CA Sept 14-16, 2022	1298.32	Visits with city officials in MARTA jurisdictions	MI
Kiernan, Colleen	21110	Clayton Peer City Tour Trip - Indianapolis, IN - Sept 21-23, 2022	1420.26	Visits with jurisdictional elected officials	MI
Kiernan, Colleen	21110	Rail Volution 2022 Workshop - Miami, FL - Oct 20 - Nov 2, 2022	2113.43	Visits with federal officials	TC
Kiernan, Colleen	21110	Graduate Athens, GA - Dec 4-6, 2022	383.22	DeKalb delegation visit to experience transit modes	MI
Kiernan, Colleen	22440	NACO - Washington, DC - Feb 11-12, 2023	740.35	Clayton delegation visit to experience transit modes	MI
Kiernan, Colleen	22400	APTA Legislative Conference - Washington, DC - Mar 11-15, 2023	2144.98	Annual conference, visits with Congressional delegation	TC
Kiernan, Colleen	22400	North Fulton Leadership Trip - Raleigh, NC - Apr 19 - 21, 2023	446.78	Visits with city officials in MARTA jurisdictions	MI
Kiernan, Colleen	22400	Georgia Municipal Association - Savannah, GA - Jun 24 -25, 2023	426.90	Visits with jurisdictional elected officials	MI
Kirby, Torrey	10310	COMTO's National Meeting & Training Conf - Fl Lauderdale, FL - Jul 8-12, 2022	2479.30	Attended to understand best practices for increasing equity in transit.	MI
Knight, Katrina	18681	Women In Transportation Program - Washington, DC - Oct 17-20, 2022	2319.74	Leadership training for female transit officials.	TC
Kreher, Michael	19210	GA Association of Chiefs of Police Training Conf - Savannah, Ga - Jul 24-27, 2022	1871.04	Annual Conference. Mandatory law enforcement training	TC
Kreher, Michael	19210	IACP Conference - Dallas, TX - Oct 14 -18, 2022	4066.95	Annual Conference. Law Enforcement Training	MI
Kreher, Michael	19210	TSA K9 Graduation Speaker - San Antonio, TX - Jan 11-12, 2023	951.72	Speaker at the K9 officer Graduation	OC
Kreher, Michael	19210	GA Association of Chiefs Winter Training Conf. - Savannah, GA - Jan 22-25, 2023	1518.91	Annual Conference. Mandatory law enforcement training	OC
Kreher, Michael	19210	APTA/TSA Peer Advisory Group Security Roundtable - Pittsburgh, PA - Jun 9-13, 2023	2620.50	Transit conference/Law enforcement training	MI
Leftwich, Sabrina	12411	Cybersecurity Training - Idaho Falls - Oct 9-14, 2022	2853.50	NIST cybersecurity training was necessary to reduce the risk of a cyber catastrophe in the SCADA environment by learning tactics and technics used by adversaries.	MI
Leftwich, Sabrina	12411	Cybersecurity Consortium - New York, NY - Oct 26-28, 2022	1093.16	The MTA Cybersecurity Consortium gathered US transit authorities, suppliers, and vendors to share challenges and solutions in securing SCADA networks and complying with government agencies including NIST, APTA, and TSA.	MI

**FY2023 Summary of MARTA Staff Travel**

Name	Cost Ctr	Description & Date	Amount	Purpose & Details	Code
Lester, Kerin	16770	APTA Sustainability Conference - Pittsburg, PA - Aug 6-10, 2022	2264.04	Attended to better understand sustainability issues in transit, particularly as it related to transitioning fleet to electric vehicles.	MI
Lewis, Deon	19210	National Police Week - Washington DC - May 12-15, 2023	816.62	Receiving certification award	MI
Littles, Deneva L	19210	GA Assoc. of Chiefs of Police training conf. State - Savannah, Ga - Jan 22-23, 2023	433.19	Law enforcement training	MI
Littles, Deneva L	19210	GPAC Conference - Young Harris, GA - Jun 25-29, 2023	1141.50	Leadership training for law enforcement.	MI
Luyk, Heather M	22620	Rail-Volution - Miami, FL - Oct 30 - Nov 2, 2022	1958.51	Rail-Volution (now called as Mpact) is a conference that ties together transit, mobility, land use and development. MARTA had a few people presenting and it was a great professional development/learning experience.	TC
Maddox, Timothy P.	19210	Command College - Columbus, GA - Sept 4 - 9, 2022	694.50	Career development and continuing education	MI
Maddox, Timothy P	19210	Command College - Columbus, GA - Feb 5 - 10, 2023	694.50	Career development and continuing education	MI
Maddox, Timothy P.	19210	Command College - Columbus, GA - Apr. 16-21, 2023	744.50	Career development and continuing education	MI
Maddox, Timothy P.	19210	Command College - Columbus, GA - May 21-26, 2023	744.50	Career development and continuing education	MI
Maddox, Timothy P.	19210	Command College - Columbus, GA - Jun 11-16, 2023	744.50	Career development and continuing education	MI
Major, Gena	12610	FTA/SSO RTA Workshop - Washington, DC - Oct 24-27, 2022	1906.71	FTA Joint State Safety Oversight and Rail Transit Agency continuing education.	TC
Mallis, Dean	11740	CISO Academy class - Quantico, VA - May 15-19, 2023	737.80	Cybersecrutiy training from federal officials.	OC
Martin, Shaun	16810	ENOMAX - Los Angeles, CA - May 20 - 26, 2023	2193.81	These visits are required as part of the 2023 cohort of the Eno Multi-Agency Exchange program. These visits includes site visits, peer networking, and leadership development seminars from the host agency. These visits allow for benchmarking and to share best practices between transit agencies.	TC
Martin, Shaun	16810	EnoMAX - Seattle, WA - Jun 24 - Jul 1, 2023	3112.81	These visits are required as part of the 2023 cohort of the Eno Multi-Agency Exchange program. These visits includes site visits, peer networking, and leadership development seminars from the host agency. These visits allow for benchmarking and to share best practices between transit agencies.	TC
Matthew, Addi	15241	APTA Peer Review - Washington, DC - Feb 5 -10, 2023	855.30	Participated as an SME in Train Control for APTA Peer Review of WMATA to evaluate its readiness to return to automated train operations.	TC
Mauritzen, David S	19210	National Police Week - Washington DC - May 12-15, 2023	1801.67	Attending National Law Enforcement Week.	MI
McCalmon, Brentnom C	15420	APTA Conference - Pittsburgh, PA - Aug 6-11, 2022	2334.20	To learn more about providing excellent quality assurance and security to MARTA patrons.	TC
McDowell, Lakwanza	19210	Police Applicant Background Investigation training - Jacksonville, FL - Mar 19-24, 2023	2384.77	Law enforcement training	MI
McKinney, Ralph	12710	APTA Transform Conference - Seattle, WA - Oct 8-12, 2022	3442.65	Attended conference to complete assigned duties as part of LAPTA Committee, including onboarding of c/o 2023.	TC
McKinney, Ralph	12710	FTA/SSO RTA Workshop - Washington, DC - Oct 24-27, 2022	1874.19	FTA Joint State Safety Oversight and Rail Transit Agency training and workshop.	MI
McKinney, Ralph	12710	APTA Mid-Year Safety Conference - Phoenix, Az - Dec 3-6, 2022	1848.84	Safety conference to share and learn best practices from leading experts.	TC
McKinney, Ralph	12710	APTA Rail Conference - Pittsburgh, PA - Jun 10-14, 2023	2832.54	To learn more about providing excellent quality assurance and security to MARTA patrons.	TC
McKinzie, Pearlie L	19210	International Assoc of Chiefs of Police (IACP) Conf. Dallas, TX - Oct 13-19, 2022	4946.88	Annual conference. Law enforcement training.	MI
McKinzie, Pearlie L.	19210	GA Association of Chiefs Winter Training Conf. - Savannah, GA - Jan 22-25, 2023	1342.75	Annual conference. Mandatory law enforcement training.	MI
McWilliams, Adam	19210	MPD South Georgia Recruitment Trip - Savannah, GA - Sept 11-15, 2022	612.47	Police recruitment trip.	MI
Meeks, Ivy	16755	TSI Tampa Training Course - Tampa, FL - Nov 28 - Dec 1, 2022	1801.14	This is a MARTA, FTA, and TSI required course for safety professionals to achieve a Transit Safety and Security Program (TSSP) certification. "	TC
Miller, Douglas	15710	Site Visit to Kinkisharyo - Jersey City, NJ - Sept 26-30, 2022	1863.62	Site inspection and review of progress on contract B40294 CQ310/CQ311 Fleet Life Extension Program.	CP

**FY2023 Summary of MARTA Staff Travel**

Name	Cost Ctr	Description & Date	Amount	Purpose & Details	Code
Moore, Olivia	19210	GA Assoc of Chiefs of Police Admin Staff Seminar-LaGrange, GA - Nov 7-10, 2022	1082.12	Administrative police conference.	MI
Morris, Emanuel J	10330	Think Transit Conference - Nashville, TN - Apr 2-5, 2023	2104.40	Attended 3 day conferenece to discuss innovations in trasportation technology.	TC
Mullinax, Melissa J	22620	DeKalb Peer City Tour Pre Trip - San Diego, CA - Sept 14-19, 2022	1484.94	Attended the DeKalb peer city trip to San Diego where elected officals, community leaders, and transit experts from DeKalb County met with transit leaders in San Diego, CA. The cohort evaluated San Diego's bus rapid transit and light rail system to learn how these modes might be applied in DeKalb.	MI
Mullinax, Melissa J	22620	ATL Airport CID Glydway Trip - San Francisco, CA - Dec 4-6, 2022	1878.60	Along with the Atlanta Airport Community Improvement District, this trip looked at innovative transit modes in San Francisco to better connect public transit to their airport.	MI
Mullinax, Melissa J	22620	Mayor's Conference - Washington, DC - Jan 19-20, 2023	1094.00	Attended the United State Conference of Mayor's meeting.	OC
Mullinax, Melissa J	22620	MARTA STECO Meeting - Salt Lake City, UT - Feb 27-28, 2023	925.37	Trip to Salt Lake City to ensure succesful procurement of Stadler rail cars.	CP
Mullinax, Melissa J	22620	APTA Legislative Conference - Washington, DC - Mar 13-14, 2023	2019.57	Attended to share policy ideas and goals with other leading transit experts and policy makers from around the country.	TC
Mullinax, Melissa J	22620	APTA Rail Conference - Pittsburgh, PA - Jun 11-12, 2023	1619.28	Hear safety updates from federal government and stakeholders.	MI
Nussr, David	19812	GTA Conference Professional Development - Columbus, GA - Nov 30-Dec 1, 2022	736.35	Establish contacts with transit professionals from throughout the state of Georgia, as well as learn about transit services and improvements in other Georgia communities.	TC
Oriade, Michael A	12110	ISACA Digital Trust World Conference - Boston, MA May 9-11, 2023	2483.83	ISACA is the foremost professional organization for Information Security and IT Audit professionals. Acquired valuable knowledge that are relevant to my duties at MARTA and CPE training hours necessary to maintain professional licenses.	MI
Quarles, Delton	15911	APTA Tech Conference - Denver, CO - Aug 13-17, 2022	2689.06	Evaluated different types of fare collection strategies.	TC
Owensby, Nikki K	14310	GGFOA Conference - Jekyll Island, GA - Oct 2-5, 2022	1988.55	GGFOA promotes and fosters excellence in governmental financial management through programs that enhance the abilities of the governmental finance professional.	GF
Parham, Dedric	12720	Professional Development - Phoenix, AZ - Dec 3 -7, 2022	2595.38	Attended national transit safety conference.	TC
Parson, Timothy E	16810	ENOMAX - Denver, CO, Oct 23-28, 2022	2529.61	Attended for transit leadership training.	TC
Parson, Timothy E	16720	APTA - Minneapolis, MN - April 23-27, 2023	3727.78	Attended the American Public Transportation Association Training Conference.	TC
Patel, Janki	16810	Eno Max 2022 - Denver, CO - Oct 23-28, 2022	2158.20	The EnoMax Program is for transit agencies to build professional development and a network of professionals between their agencies through their employee participants.	TC
Patterson, Greg	22620	Eno TSE Transit Conference - Tyson's Corner, Virginia - Mar 26-31, 2023	2380.11	Senior executive training program.	TC
Peart, Shelley G	22110	COMTO Conference Professional Development - Fort Lauderdale, FL - Jul 8-10, 2022	3308.53	Leadership training for minority transit professionals.	TC
Peart, Shelley G	22110	Pre Trip - San Diego - CA - Aug 18-20, 2022	1485.71	Scouting trip in preparation for junket with elected officials and community leaders.	MI
Peart, Shelley G	22110	Dekalb County Peer City Tour - San Diego, CA - Sept. 14-16, 2022	1540.42	The purpose of the DeKalb County Peer Trip to San Diego was to see, listen, observe, and learn about Bus Rapid Transit (BRT), Light Rail Transit (LRT) and Transit-oriented Development (TOD) from our peer organization San Diego Association of Governments (SANDAG), while deepening our relationship with our jurisdictional partners from DeKalb County.	MI
Peart, Shelley G	22110	Clayton County elected officials /BRT system - Indianapolis, IN - Sept 21-23, 2022	1265.20	The purpose of the Indianapolis trip was to see, listen, observe, and learn about Bus Rapid Transit (BRT) from our peer organization IndyGo, while deepening our relationship with our jurisdictional partners from Clayton County.	MI
Peart, Shelley G	22110	Women Who Move the Nation Pro. Development-Washington DC - Mar 14-15, 2023	1485.46	Leadership and learning conference for women in transit.	TC

**FY2023 Summary of MARTA Staff Travel**

Name	Cost Ctr	Description & Date	Amount	Purpose & Details	Code
Peart, Shelley G	22110	APTA Rail Conference - Pittsburgh, PA - Jun 10-14, 2023	2778.76	Hear safety updates from federal government and stakeholders.	TC
Pensyl, Donald N.	15710	Trapeze Conference - Nashville, TN - Apr. 2-6, 2023	2110.98	Travel was to attend the annual ThinkTransit Conference as a super user for vendor lead training and collaboration of the EAM software solution used by MARTA and RCM Maintenance.	TC
Peraza Ordonez, Jose L	18360	Travel to APTA and LIT Graduation - Seattle, WA - Oct. 9-15, 2022	1971.08	Participated in the Middle Management Leadership Program with Latinos in Transit. The Program started in March 2022 and Graduation took place in Seattle, WA during APTA Convention October 2022.	TC
Pines, Erica	22620	DeKalb peer cityTour - San Diego, CA - Sept 14-16, 2022	1232.52	To accompany local decision makers as they gather insights on delivering high-capacity transit to South Dekalb.	MI
Pines, Erica	22620	CBC Annual Legislative Conf - Washington DC - Sept 28 - Oct 2, 2022	1670.40	To engage with thought leaders and legislators on transit and the needs of undeserved communities.	TC
Pinnock, Shawn A	15230	Parson Next-Gen Train Control - Philadelphia, PA - Oct. 19-21, 2022	1883.98	Training for rail and communications signaling.	TC
Point-Du-Jour, Wilkens	19210	Post Critical Incident Seminar - St. Simons Island, GA - Apr. 10-13, 2023	932.31	Training for responding to emergencies.	MI
Polhemus, Emma E	19811	GTA Conference Professional Development - Columbus, GA - Nov 30-Dec 1, 2022	736.35	Part of the 2023 cohort of the Eno Multi-Agency Exchange program.	TC
Polhemus, Emma E	16810	EnoMAX Program - Los Angeles, LA - May 20-28, 2023	2319.33	The MARTA-sponsored professional development program includes field visits, peer networking, and tens of presentations from the host agency – all designed to share best practices between transit agencies and foster innovation.	TC
Polhemus, Emma E	16810	EnoMax Program - Seattle, WA - Jun 24 - Jul 1, 2023	3283.31	The MARTA-sponsored professional development program includes field visits, peer networking, and tens of presentations from the host agency – all designed to share best practices between transit agencies and foster innovation.	TC
Polynice, Michael	19210	APTA/TSA Peer Advisory Group Security Roundtable - Pittsburgh, PA - Jun 9-13, 2023	2230.28	Transit conference/Law enforcement training	TC
Prescott, Lawrence D.	18210	DeKalb Peer Trip - San Diego, CA - Sept 14-16, 2022	1552.00	The purpose of the DeKalb County Peer Trip to San Diego was to see, listen, observe, and learn about Bus Rapid Transit (BRT), Light Rail Transit (LRT) and Transit-oriented Development (TOD) from our peer organization San Diego Association of Governments (SANDAG), while deepening our relationship with our jurisdictional partners from DeKalb County.	MI
Prescott, Lawrence D	18210	2023 GA Summer Engineer Conference - Asheville, NC - Jun 2-4, 2023	1784.44	Presented What's New with MARTA providing insight on recent developments within the agency and what lies ahead for transit and transit-oriented development within the Atlanta region.	MI
Pullom, Michael L	19210	Fugitive Extradition - New Orleans - Jan 19-20, 2023	111.00	Brought a fugitive back to Georgia from out of state.	MI
Putney, Frank T. Jr	16120	Attend CLE seminar for required credits - Jekyll Island - GA - Oct 5-8, 2022	1996.30	Georgia law requires attorneys to have 12 hours of Continuing Legal Education. The annual 3-day attorney workers' compensation CLE seminar at Jekyll Island is the only seminar that provides the specialized training and contact with administrative law judges and officials necessary for attorneys specializing in workers' compensation, such as Taylor Putney.	OC
Qawiyy, Sincere	19210	Best Interchangeable Core Systems Training - Indianapolis, IN - Nov 30-Dec 2, 2022	689.70	Law enforcement training	MI
Quarles, Delton	15911	APTA Tech Conference - Denver, CO - Aug 13-17, 2022	2689.06	Gain additional knowledge on fare collection strategies.	TC
Rafshoon, Michael	21110	Visit to Biennial Conference - Athens, GA - Dec 4-6, 2022	741.01	Meetings and conferences with state elected officials.	MI
Ramsey, Carlgerel	18920	Attend Bridge inspection class - Charleston, West Virginia - Jul 24-Aug 5, 2022	5706.27	Continuing education for journeymen.	MI
Ranu, Manjeet S	11610	GA ITE Summer Seminar - St. Simon, Ga - Jul 17-18, 2022	2030.36	Institute of Transportation Engineers annual seminar.	MI
Ranu, Manjeet S	11610	DeKalb Peer City Tour Pre Trip - San Diego, CA - Aug 18-19, 2022	1040.30	Meet with SANDAG to collaborate and view implemented BRT systems in San Diego so we can better plan/design/implement MARTA's new BRT Program	MI
Renfroe, Julia	19210	MPD South Georgia Recruitment Trip - Savannah, GA - Sept 11-15, 2022	293.00	Recruitment efforts for hiring additional personnel.	MI

**FY2023 Summary of MARTA Staff Travel**

Name	Cost Ctr	Description & Date	Amount	Purpose & Details	Code
Roberson, Tracie	19851	To Explore BRT system - Indianapolis, IN - Sept 21-22, 2022	1200.29	The purpose of the Indianapolis trip was to see, listen, observe, and learn about Bus Rapid Transit (BRT) from our peer organization IndyGo, while deepening our relationship with our jurisdictional partners from Clayton County.	MI
Roberts, Eugene	19210	Professional Management Program - Columbus, GA - Aug 21-26, 2022	694.50	Career development	MI
Roberts, Eugene	19210	Professional Management Program- Columbus, GA - Oct 9-14, 2022	694.50	Career development	MI
Roberts, Eugene	19210	Professional Management Program - Columbus, GA - Jan 22-27, 2023	1004.70	Career development	MI
Roberts, Eugene	19210	Professional Management Program - Columbus, GA - Mar 12-17, 2023	694.50	Career development	MI
Roberts, Eugene	19210	Professional Management Program - Columbus, GA - Apr 23-28, 2023	744.50	Career development	MI
Roberts, Eugene	19210	Professional Management Program - Columbus, GA - Jun 4-9, 2023	744.50	Career development	MI
Rocha, Carrie	11610	APTA Legislative Conference - Washington, DC - Mar 11-14, 2023	1467.32	Annual conference, visits with Congressional delegation	TC
Rocha, Carrie	11610	FTA Conference-BRT Construction - Minneapolis, MN - Apr 26-28, 2023	1126.65	Attended to learn best practices and innovations for implementing BRT in Atlanta.	TC
Rocha, Carrie	11610	BRT video (CTFastrak) - Hartford, CT - May 1-3, 2023	1036.67	Assisted with a video promoting BRT.	MI
Rocha, Carrie	11610	APTA Rail Conference - Pittsburgh, PA - Jun 10-13, 2023	2472.68	Learned safety practices from federal officials and industry experts.	TC
Rodriguez, Martin	19210	Computer Voice Stress Analyzer (CVSA) Training - Memphis, TN - Jul 10-15, 2022	1113.70	Continuing education to learn about the use of CVSA.	MI
Ross, Nanda	19210	MPD South Georgia Recruitment Trip - Savannah, GA - Sept 11-15, 2022	543.36	Police recruitment trip.	MI
Rowan, Josh	19111	Aerotropolis CID Peer City Tour - San Francisco, CA/Seattle, WA - Oct 9-12, 2022	3370.77	Along with the Atlanta Airport Community Improvement District, this trip looked at innovative transit modes in San Francisco to better connect public transit to their airport.	MI
Samuel, Eden	16810	ENO/MAX Program - Denver, CO - Oct 23-28, 2022	2163.14	The EnoMAX is a program to network for a professional leadership development with other agencies.	TC
Samuels, Philip	17517	TSI Training - Jersey, NJ - May 1 - 5, 2023	1813.36	Obtain required certification in the Transit Safety Institute as Transit Safety and Security Program. (TSSP).	TC
SantaCruz, Concepcion	10810	Stadler IDR meeting trip - St. Gallen, Switzerland - Jul 17-30, 2022	1464.69	Quality assurance trip to inspect new rail cars.	CP
SantaCruz, Concepcion	10810	CQ400 CarBody FAI Hungary - Budapest, Hungary, Sept 18-24, 2022	190.77	Quality assurance trip to inspect new rail cars.	CP
SantaCruz, Concepcion	10810	CQ400 Floor fire test /truck FAI - Dresden, Germany - Nov 1 -11, 2022	305.34	Quality assurance trip to inspect new rail cars.	CP
SantaCruz, Concepcion	10810	CQ400 mtgs at SLC and Richmond - Salt Lake City, UT - Feb 12-17, 2023	282.24	Quality assurance trip to inspect new rail cars.	CP
SantaCruz, Concepcion	10810	CQ400 Meetings w Stadler - St Gallen and Zurich - Switzerland - Apr 9-29, 2023	1774.67	Quality assurance trip to inspect new rail cars.	CP
Schwartz-Washington, Eileen	16810	2022 MAX Program - Denver Colorado - Oct 23 - 28, 2022	2209.67	MARTA cohort to participate in the Eno Center for Transportation's ENO Max leadership program; to include technical, leadership, presentation, and team building skill development.	TC
Scott, Simone A	19210	Authorized Break from K9 School training - San Antonio, TX Aug 12-14, 2022	397.20	Part of K9 training.	MI
Shaw, Annette T.	16760	FTA SSO Workshop - Washington DC - Oct 24-27, 2022	1629.96	FTA's safety oversight training opportunity.	MI
Shaw, Annette T.	16760	APTA Rail Conference - Pittsburgh, PA - Jun 10-14, 2023	2862.83	Annual transit conference providing leadership training, new industry products, industry networking and best practices.	TC
Shepherd, John D	16792	NISTM Conference - Orlando, FL - Apr 10-14, 2023	2701.86	The conference included numerous presentations related to tank equipment, regulation, inspection, and operation. MARTA operates numerous tanks that are regulated under 40 CFR 112, 40 CFR 280, and National Fire Protection Association (NFPA) 30 and 30A.	MI
Shumaker, Timothy Adam	22010	The BRT in Indianapolis, Indiana - Aug 9-12, 2022	1586.45	Created a case study video about the Red Line BRT to be used to explain how BRT works and can support economic development.	TC
Shumaker, Timothy Adam	22010	BRT peer city trip - San Diego, CA - Sept 14-16, 2022	1422.52	Created a trip re-cap video documenting the reactions of DeKalb County elected officials as they experienced both BRT and LRT transit lines in San Diego.	MI

**FY2023 Summary of MARTA Staff Travel**

Name	Cost Ctr	Description & Date	Amount	Purpose & Details	Code
Shumaker, Timothy Adam	22010	APTA Transform Conference in Seattle, WA - Oct. 9 – 12, 2022	4113.70	Accepted the APTA AdWheel award for the MARTA Heroes series and participated in the Marketing & Communications Committee meeting while collaborating with transit industry peers to elevate our storytelling efforts to support transit investments.	TC
Shumaker, Timothy Adam	22010	APTA Marketing & Comms Workshop - Las Vegas, NV - Feb 25-Mar 1, 2023	2227.68	Lead a presentation about the MARTA BRT peer city case study video series in collaboration with IndyGo and AECOM, led a discussion to enhance partnerships between transit agencies for better storytelling, and accepted the APTA AdWheel award for the MARTA BRT education video series.	TC
Shumaker, Timothy Adam	22010	Bus rapid transit case study video featuring CTfastrak - Hartford, CT-May 1-4, 2023	1293.01	Created a case study video to support the Clifton Corridor project while featuring the CTfastrak BRT system to show how BRT can be built in an active rail corridor.	MI
Smith, Chrishon Larvette	16730	TSI training class - Tampa, FL - July 17-22, 2022	1486.40	Completion of the TSSP and PTSTCP certification.	MI
Smith, Chrishon Larvette	16730	APTA Mobility Conference - Minneapolis, MN- April 23-27, 2023	3640.58	To address the critical priorities and challenges facing bus and paratransit systems and explore the changing environment and participate in specialty workshops.	TC
Sparks, Richard	19210	MPD South Georgia Recruitment Trip - Savannah, GA - Sept 11-15, 2022	543.36	Police recruitment trip.	MI
Sparks, Richard	19210	Police Applicant Background Investigation-Altamonte Springs, FL -Apr 30-May 5, 2023	2378.17	Police recruitment trip.	MI
Spencer, Ethridge R	15750	Site visit New Car procurement Stadler-Zurich, Switzerland - July 17-30, 2022	2578.50	CQ311 Fleet Life Extension production close out site visit	CP
Spencer, Ethridge R	15750	CQ400 Carbody FAI - Budapest, Hungary, Sept 18-24, 2022	604.50	CQ 400 New car procurement Final design review of Truck Frame	CP
Spencer, Ethridge R	15710	Site Visit to Kinkisharyo - Jersey City, NJ - Sept 26-20, 2022	1863.62	CQ 400 New car procurement Final design review of Trucks, Doors, Train level , ATC	CP
Spencer, Ethridge R	15710	CQ400 Truck Frame -Dresden, Germany- Valencia, Spain- Nov 1-11, 2022	1113.00	CQ 400 New car procurement Final design review of multiple subsystems	CP
Spencer, Ethridge R	15710	New Car- Salt Lake City, Utah - Mar 20-24, 2023	288.00	CQ 400 New car procurement Intermediate design review of multiple subsystems	CP
Spencer, Ethridge R	15710	Site visit New Car procurement from Stadler, Zurich, Switzerland - Apr 9-29, 2023	4120.50	CQ 400 New car procurement Carbody First Article Inspection	CP
Srinath, Raj	14210	Transit In Transition-T-Day at the German Embassy - Washington, DC, Oct 5-6, 2022	1228.05	Annual transit conference providing leadership training, new industry products, industry networking and best practices.	TC
Srinath, Raj	14210	APTA Conference - Seattle, WA - Oct 9-12, 2022	2840.84	Annual transit conference providing leadership training, new industry products, industry networking and best practices.	TC
Srinath, Raj	14210	Bonding Pricing - New York City, NY - Mar 7 - 8, 2023	1171.70	An event to showcase current and future challenges and opportunities on public transportation funding from IPEX-KfW, a German government-owned bank.	TC
Srinath, Raj	14210	Bond Pricing Trip - New York City, NY - May 9-10, 2023	1358.38	Traveled to conduct the pricing exercise for the MARTA Sales Tax Revenue Bond Series 2023A refinancing transaction.	CP
Srinath, Raj	14210	APTA Rail Conference - Pittsburgh, PA - Jun 11-13, 2023	2234.91	Annual transit conference providing leadership training, new industry products, industry networking and best practices.	TC
Stallings, Shawn D.	19210	GACP Summer Training Conference - Savannah, GA - Jul 26-27, 2022	776.89	Received Officer of the Year Award	MI
Steidle, Brett	19210	Authorized Break from K9 School training - San Antonio, Dec 2-4, 2022	337.20	Part of K9 training.	MI
Stone-Boyd, Negesha N.	19210	Tactical Officers Association Training Conference - Columbus, GA - Mar 12-17, 2023	1450.10	Law enforcement training	MI
Stovall, Francelio	19752	2023 FTA BRT Construction Roundtable -Minneapolis, MN - Apr 26-28, 2023	1347.82	The FTA BRT Construction Roundtable was an open forum for providing insight and developing relationships with other Authorities in the process of starting or showcasing Bus Rapid Transit programs in progress or completion. This conference provided access to FTA and other participating Authorities nationwide along with lessons learned by those Authorities, whom have completed BRT projects.	TC
Stripling, Roosevelt Jr	15911	ASA Fellowship Training - Washington, DC - Nov. 2-6, 2022	1000.00	Professional development and training.	MI

**FY2023 Summary of MARTA Staff Travel**

Name	Cost Ctr	Description & Date	Amount	Purpose & Details	Code
Stuart, Vivian	10910	APTA Marketing & Communications Workshop - Las Vegas, NV- Feb 26-Mar 1, 2023	2043.30	Attended the annual workshop for training on best practices, industry networking, and participation in a panel presentation representing MARTA's Customer Service Social Media team.	TC
Talbott, Kirk R	10110	APTA tech Conference - Denver, Colorado - Aug 14-17, 2022	2461.50	Attended to learn about innovations in emerging transit technologies.	MI
Thomas, Anthony	11511	Stadler Visit - Salt Lake City, Utah - Aug 2 - 3, 2022	350.26	Visited Stadler facility to learn get additional information from Stadler regarding the CQ400s to inform design of new digital signage inside of the railcars.	CP
Thomas, Anthony	11511	Rail volution Conference - Miami, FL - Oct 30-Nov 2, 2022	1707.24	Attended RailVolution conference including sessions focused on planning, on-demand transit, and passenger information.	TC
Thomas, Anthony	11511	GTA Annual Meeting - Columbus, Ga - Nov 30-Dec 2, 2022	1084.00	Attended the GTA Annual Meeting and was voted into the Board of Directors.	TC
Thomas, Anthony	11511	Expense Report for GTA Board Retreat to Macon, GA - Jan 30 -31, 2023	332.84	Attended GTA Board Retreat as a member of the GTA Board of Directors. Sessions included plans to grow membership in the Association and 2023 Conference.	TC
Thomas, Richard W	22621	APTA Sustainability Operations Planning Scheduling-Pittsburgh, PA Aug 6-11, 2022	2643.50	The Sustainability, Operations Planning and Scheduling workshop is an opportunity to learn industry best practices, peer-to-peer exchange of information, and learn techniques to enhance sustainability, resiliency, enhance energy efficiencies, and service integration.	TC
Thurman, Leah A	16810	EnoMax Program - Los Angeles, CA - May 20-26, 2023	2077.90	These visits are required as part of the 2023 cohort of the Eno Multi-Agency Exchange program. These visits includes site visits, peer networking, and leadership development seminars from the host agency. These visits allow for benchmarking and to share best practices between transit agencies.	TC
Thurman, Leah A	16810	EnoMax Program - Seattle, WA - Jun 24 - Jul 1, 2023	3051.78	These visits are required as part of the 2023 cohort of the Eno Multi-Agency Exchange program. These visits includes site visits, peer networking, and leadership development seminars from the host agency. These visits allow for benchmarking and to share best practices between transit agencies.	TC
Trotter, Manning	16810	EnoMax Program - Los Angeles , CA - May 20 - 26, 2023	2294.08	The MARTA-sponsored professional development program includes field visits, peer networking, and tens of presentations from the host agency – all designed to share best practices between transit agencies and foster innovation.	TC
Trotter, Manning	16810	EnoMax Program - Seattle, WA - Jun 24-Jul 1, 2023	3100.82	The MARTA-sponsored professional development program includes field visits, peer networking, and tens of presentations from the host agency – all designed to share best practices between transit agencies and foster innovation.	TC
Tzanov, Emil R	12110	APTA Audit Executive Meeting - Washington, DC - Aug 17-19, 2022	956.52	Internal Audit Benchmarking and best practice sharing across leading transit agencies	TC
Tzanov, Emil R	12110	Modern Governance Summit 2022 - Austin, TX, Sept 11-14, 2022	1774.39	Mandatory internal audit education	CP
Tzanov, Emil R	12110	2023 Gral. Audit Mgmt. Conference - Dallas, TX - Mar 12-15, 2023	3378.44	Mandatory internal audit education	CP
Tzanov, Emil R	12110	APTA Committee of Audit Professionals - Washington, DC - May 18-19, 2023	1009.81	Developing the formal APTA response to the proposed new IIA internal audit standards	TC
Vallo, Jacob D	19920	MARTA/DeKalb Peer City Tour - San Diego, CA - Sept 14-16, 2022	1263.76	The Peer City trip to San Diego was organized by MARTA executive leadership to provide DeKalb County elected officials exposure to the bus rapid transit, light rail and transit oriented development projects in the San Diego region.	MI
Vallo, Jacob D	22210	Public Private Partnership Conference & Expo - Dallas, TX, Mar 7, 2023	659.15	The P3 conference is an annual conference on public private partnership.	OC



**FY2023 Summary of MARTA Staff Travel**

Name	Cost Ctr	Description & Date	Amount	Purpose & Details	Code
Van Sickle, Ryan C.	19860	ACEC Georgia Engineers Summer Conf Learning and Dev. Asheville, NC-Jun 2-4, 2023	1021.28	The GA Summer Engineering Conference was sponsored by ACEC, where I presented on "What's New with MARTA," providing insight on recent developments within the agency and what lies ahead for transit and transit-oriented development within the Atlanta region.	TC
Vazquez, Ricardo	19210	APTA/TSA Peer Advisory Group Security Roundtable - Pittsburgh, PA - Jun 9-10, 2023	1341.59	Transit conference/Law enforcement training	MI
Velez Londono, Irene	19860	GTA Conference Professional Development - Columbus, GA - Nov 30-Dec 1, 2022	736.35	The purpose of traveling to and attending the Georgia Transit Association conference was to learn and network with peer transit agencies to ensure MARTA has up to date information on GDOT procurements, Industry standards, and future cross-collaboration opportunities between GA agencies.	TC
Vincent, George	18920	Three rail car movers under contract B48987A - Houston, TX - Dec 13-14, 2022	478.66	Went to the manufacturers location to inspect and verify the accuracy of the Marta specs.	CP
Walker, Phyllis A	16320	Federal Transit Administration Drug & Alcohol - San Diego, CA - Mar 13 - 16, 2023	1869.04	Professional development and training.	MI
Ware, Nicholas S	19210	Hazmat Technician Training - Anniston, AL - Feb 5-11, 2023	383.50	Law enforcement training.	MI
Way, Marcus	22692	ENO/MAX Program - Denver, CO - Oct 23-28, 2022	2238.87	Class of 2022 EnoMax participant	TC
Weaver, Jonathan	15912	APTA Tech Conference - Denver, Colorado - Aug 13-17, 2022	2871.05	Provided a presentation on MARTA's latest endeavor to Optimize the EAM application provided by Trapeze.	TC
Weaver, Jonathan	15311	Think Transit Conference - Nashville, TN - Apr 1-5, 2023	2404.31	Collecting information in the latest transit technology regarding CAD/AVL, Fare Collection, Yard Management and Fleet Electrification.	TC
Williams, Donika L	19210	National Police Week - Washington, DC - May 12-15, 2023	847.62	Attending National Law Enforcement Week	MI
Williams, Rajeen	12811	Trapeze conference - Nashville, TN - Apr. 2-6, 2023	2195.38	Attended annual transit technology conference.	MI
Wilson, Brian D.	16760	APTA Conference - Pittsburgh, PA - Jun 11-14, 2023	2526.58	To learn more about providing excellent quality assurance and security to MARTA patrons.	TR
Wilson-Hunte, Tamara D.	17516	Latinos In Transit Graduation - Seattle, WA - Oct 9-11, 2022	1887.30	The purpose of the trip was to commemorate the completion of a leadership course that allowed me to learn essential management key components that govern the way transit properties function, in addition to building a network of professionals who seek advancement into executive roles.	TC
Wofford, Ashya	19210	MPD South Georgia Recruitment Trip - Savannah, GA - Sept 11-15, 2022	293.00	Police recruitment trip.	MI
Woods, Kimberly M	19210	Authorized Break from K9 School training - San Antonio - Dec 23-26, 2022	517.20	Part of K9 training.	MI
Woodward, Michael	19210	Hazardous Materials School Training - Anniston, AL - Aug 28-Sept 3, 2022	383.50	Law enforcement training	MI
Wright, George	11810	APTA Transform Conference - Seattle, WA - Oct 7 -13, 2022	2762.56	Attended the flagship event for public transportation professionals to engage in workshops, experience technical tours, and network with colleagues.	TC
Wright, George	11810	Trip w/ACCID - San Francisco, CA - Dec 4-6, 2022	1733.65	Along with the Atlanta Airport Community Improvement District, this trip looked at innovative transit modes in San Francisco to better connect public transit to their airport.	MI
Wright, George	11810	Airfare Stadler for CQ400 - Salt Lake, City - Feb 26-28, 2023	1067.80	Quality assurance trip to inspect new rail cars.	CP
Wright, George	11810	APTA Mobility Conference - Minneapolis, MN - April 22-28, 2023	3832.17	Attended to learn best practices in para-transit.	MI
Wright, George	11810	APTA 2023 Rail Conference - Pittsburgh, PA - Jun 10-14, 2023	3010.06	Technical conference for security, safety and operations professionals.	MI
Wyche, Sharrod M	19210	Hazardous Materials School Training - Anniston, AL - Aug 28-Sept 3, 2022	383.50	Law enforcement training	MI
Wyczalkowski, Chris	11540	Stadler Apprenticeship Meeting - Salt Lake, UT - Feb 27-28, 2023	1034.37	The purpose of the trip was to attend Stadler's apprenticeship program Parent's Night and meet with the apprenticeship staff, as part of due diligence for setting up a new apprenticeship program at MARTA.	CP

**FY2023 Summary of MARTA Staff Travel**

Name	Cost Ctr	Description & Date	Amount	Purpose & Details	Code
Yap, SooHuey	22310	COMET Regional Meeting - San Francisco, CA - April 18-22, 2023	1846.78	More than 40 attendees from 22 peer agencies participated in roundtables, presentations and in-depth technical visits as part of the international "Community of Metros" benchmarking organization's annual meeting.	TC
Yap, SooHuey	22310	Eno Mid Manager Program - Chicago, IL - May 21-26, 2023	2227.66	MARTA selected 2 leaders to attend Eno's leadership development program for transit agency mid-managers	TC
Zachary, Patrice M.	19210	National Police Week - Washington, DC - May 12-15, 2023	2185.89	Attending National Law Enforcement Week	MI

# **METROPOLITAN ATLANTA RAPID TRANSIT AUTHORITY**

## **EMPLOYEES WITH ANNUAL COMPENSATION OF \$20,000 OR MORE**

The salary section of the FY 2023 MARTOC Report lists all MARTA employees who have an annual base salary of \$20,000 or more or those who have earned \$20,000 or more during the reporting period (July 1, 2022 through June 30, 2023).

# METROPOLITAN ATLANTA RAPID TRANSIT AUTHORITY

## EMPLOYEES WITH ANNUAL COMPENSATION OF \$20,000 OR MORE

The following definitions explain the figures reflected in the report:

- **Base Salary** – The annual salary for non-union employees; the hourly rate multiplied by the total annual regular hours for union employees for the respective fiscal year.
- **Difference (+/-)** – The difference between the current annual base salary and the previous base salary. May include automatic step increases (union employees), promotions, progressions, employees moving from part-time to full-time positions, adjustments resulting from wage/salary updates, and other salary adjustments.
- **Regular Earnings** – Includes time entry wages/salary, Paid Time Off (PTO) taken, Vacation, Sick Leave, Holiday pay, and other leave pay, etc.
- **Overtime Earnings** – Overtime payments are made for (1) scheduled overtime, in which overtime is built into the employee's routine work assignment (i.e., Bus Operators who pick work that pays more than 8 hours a day), and (2) unscheduled overtime, in which overtime is assigned, as needed, to cover employee absences or to meet special work needs. Unscheduled Overtime is necessary for any number of reasons, including but not limited to, unexpected employee absences, unanticipated needs for repair work either to stations, tracks, buses or trains, and/or similar situations.
- **Other Earnings** – Includes Paid Time Off (PTO) sold, uniform/tool allowance, jury duty, and military pay.
- **Gross Earnings** – Reflects fiscal year-to-date gross earnings. May include overtime pay, deferred compensation, sold PTO, union arbitration awards, taxable value of such perquisites as use of company car and life insurance, uniform/tool allowance, and other pay peculiar to existing MARTA employment agreements.

An asterisk (\*) before the position indicates a bargaining unit position.

## MARTOC REPORT

EE NUMBER	TITLE	FY 22	FY 23	DIFFERENCE	REGULAR	OVERTIME	OTHER	TOTAL
		BASE SALARY	BASE SALARY	+/-	EARNINGS	EARNINGS	EARNINGS	EARNINGS
0000340741	*JOURNEYMAN ET-RAIL CAR MAINT	57,324.80	57,324.80	0.00	58,911.27	7,089.81	225.00	66,226.08
0000343195	*BUS OPERATOR	44,532.80	48,380.80	3,848.00	52,047.84	20,764.40	372.16	73,184.40
0000315788	*RAIL STATION CLEANER	35,672.00	36,192.00	520.00	28,038.22	22,706.16	0.00	50,744.38
0000306649	PARKING SERVICES CASHIER PT	0.00	0.00	0.00	34,571.46	4,671.56	1,236.90	40,479.92
0000328850	*JOURNEYMAN ET-TRAIN CONTROL	57,324.80	57,324.80	0.00	60,716.45	22,861.05	225.00	83,802.50
0000303344	CONTRACT PROFESSIONAL DISPATCH	0.00	0.00	0.00	66,630.72	5,689.36	0.00	72,320.08
0000342151	*RAIL OPERATOR	48,380.80	52,187.20	3,806.40	53,268.78	21,601.29	3,848.08	78,718.15
0000327035	*JOURNEYMAN ET-RAIL CAR MAINT	57,324.80	57,324.80	0.00	22,160.01	82.68	225.00	22,467.69
0000349774	*BUS OPERATOR	36,899.20	36,899.20	0.00	25,302.53	2,777.60	0.00	28,080.13
0000344201	*JOURNEYMAN RAIL CAR MECHANIC	55,536.00	57,324.80	1,788.80	58,566.96	9,663.23	225.00	68,455.19
0000348175	SR GRC SECURITY ANALYST	100,000.16	100,000.16	0.00	100,000.26	0.00	0.00	100,000.26
0000306520	*BUS OPERATOR	52,707.20	52,707.20	0.00	34,770.67	3,052.62	6,453.34	44,276.63
0000334534	*JOURNEYMAN RAIL CAR MECHANIC	57,324.80	57,324.80	0.00	57,126.76	62.01	225.00	57,413.77
0000339399	CONTRACT SPECIALIST II	70,626.40	70,626.40	0.00	70,628.73	0.00	0.00	70,628.73
0000323617	SR REDUCED FARE REPRESENTATIVE	45,747.00	45,747.00	0.00	42,945.61	475.07	2,965.62	46,386.30
0000305138	*PT BUS OPERATOR	23,062.00	23,062.00	0.00	22,909.56	235.77	177.94	23,323.27
0000348367	*JOURNEYMAN BUS TECHNICIAN	52,811.20	52,811.20	0.00	48,277.82	7,155.13	0.00	55,432.95
0000332656	SUPV RAIL LINE	64,480.00	64,480.00	0.00	64,705.36	18,300.25	6,820.62	89,826.23
0000332202	*SERVICEPERSON I	39,956.80	39,956.80	0.00	43,445.39	36,984.14	0.00	80,429.53
0000323300	COMMUNICATIONS ENGINEER VI	102,326.12	102,326.12	0.00	102,323.68	0.00	12,174.21	114,497.89
0000333272	TRANSIT POLICE OFFICER	66,726.40	69,409.60	2,683.20	53,900.44	43,236.30	22,836.11	119,972.85
0000348926	*BUS OPERATOR	36,899.20	36,899.20	0.00	35,086.93	10,428.56	0.00	45,515.49
0000333418	*BUS OPERATOR	52,187.20	52,187.20	0.00	54,147.58	13,344.34	0.00	67,491.92
0000348134	SR INFORMATION TECH AUDITOR	95,000.10	95,000.10	0.00	89,519.44	0.00	0.00	89,519.44
0000334255	*JOURNEYMAN ET-TRAIN CONTROL	57,324.80	57,324.80	0.00	59,076.63	11,347.86	225.00	70,649.49
0000306619	SUPV BUS TRANSPORTATION	68,265.60	68,265.60	0.00	65,242.14	528.09	3,086.13	68,856.36
0000332187	*BUS OPERATOR	52,187.20	52,187.20	0.00	48,802.95	1,400.85	5,018.00	55,221.80
0000338011	*RAIL STATION CLEANER	35,672.00	35,672.00	0.00	37,780.00	32,606.44	0.00	70,386.44
0000306667	PARKING SERVICES CASHIER PT	0.00	0.00	0.00	27,123.54	450.60	0.00	27,574.14
0000346103	SR PERFORMANCE ANALYST	95,067.70	95,067.70	0.00	94,702.34	0.00	365.65	95,067.99
0000318939	*SERVICEPERSON I	39,956.80	39,956.80	0.00	41,005.79	1,347.15	0.00	42,352.94
0000302561	FARE COLLECTION ASST	36,406.50	39,994.50	3,588.00	41,211.13	2,914.21	0.00	44,125.34
0000331667	OFFICE ADMINISTRATOR II (DATE LAST EMPLOYED 11-Jan-2023)	42,919.50	60,848.06	17,928.56	23,096.32	317.40	901.56	24,315.28
0000349909	*BUS OPERATOR	36,899.20	36,899.20	0.00	23,036.38	2,282.65	0.00	25,319.03

## MARTOC REPORT

EE NUMBER	TITLE	FY 22	FY 23	DIFFERENCE	REGULAR	OVERTIME	OTHER	TOTAL
		BASE SALARY	BASE SALARY	+/-	EARNINGS	EARNINGS	EARNINGS	EARNINGS
0000320333	PERFORMANCE ANALYST	83,481.58	83,481.58	0.00	83,482.95	0.00	12,843.36	96,326.31
0000302113	SR RADIO COMMUNICATIONS ENGR	97,723.08	97,723.08	0.00	97,723.31	0.00	13,079.87	110,803.18
0000334076	MGR ACCOUNTING	95,077.32	137,906.60	42,829.28	112,951.64	0.00	13,748.06	126,699.70
0000347466	*JOURNEYMAN BODY REPAIR	49,732.80	53,872.00	4,139.20	52,064.02	24,241.75	225.00	76,530.77
0000337481	*RAIL STATION CLEANER	35,672.00	35,672.00	0.00	38,896.80	16,187.47	0.00	55,084.27
0000340591	MGR INFORMATION TECH AUDIT	110,848.14	110,848.14	0.00	110,849.50	0.00	8,811.01	119,660.51
0000348402	*BUS OPERATOR	36,899.20	36,899.20	0.00	34,537.04	7,785.62	0.00	42,322.66
0000316283	*JOURNEYMAN TRACK MAINTAINER	57,324.80	57,324.80	0.00	64,982.57	2,480.41	1,653.60	69,116.58
0000342001	MECHANICAL ENGINEER VI	83,018.52	87,418.50	4,399.98	85,050.16	0.00	0.00	85,050.16
0000338782	TRANSIT POLICE OFFICER	42,848.00	54,870.40	12,022.40	34,264.73	34,563.43	25,878.78	94,706.94
0000331057	*RAIL OPERATOR	52,187.20	52,187.20	0.00	39,346.48	4,484.29	4,502.96	48,333.73
0000305845	*BUS OPERATOR (DATE LAST EMPLOYED 01-Jun-2023)	52,707.20	52,707.20	0.00	60,010.73	24,366.43	0.00	84,377.16
0000338063	*RAIL STATION CLEANER	35,672.00	35,672.00	0.00	39,099.10	17,152.16	0.00	56,251.26
0000338679	ROOF INSPECTOR II	56,141.02	65,022.10	8,881.08	63,311.98	0.00	0.00	63,311.98
0000335497	*RAIL OPERATOR	52,187.20	52,187.20	0.00	41,103.31	5,606.17	2,408.64	49,118.12
0000318010	*RAIL OPERATOR	52,187.20	52,187.20	0.00	56,283.04	2,864.90	0.00	59,147.94
0000326270	*JOURNEYMAN ET-TRAIN CONTROL	57,324.80	57,324.80	0.00	63,603.36	52,036.73	225.00	115,865.09
0000304699	*MATERIAL CONTROLLER	53,705.60	53,705.60	0.00	59,075.39	3,414.44	0.00	62,489.83
0000339764	DISPATCHER RADIO COMMUNICATION	41,652.00	54,912.00	13,260.00	48,623.92	903.10	2,482.02	52,009.04
0000341064	*JOURNEYMAN ELEC POWER ELECT	57,324.80	57,324.80	0.00	69,186.54	26,881.35	225.00	96,292.89
0000349163	*BUS OPERATOR	36,899.20	36,899.20	0.00	30,731.84	13,094.07	283.84	44,109.75
0000330152	*SERVICEPERSON I	38,272.00	39,956.80	1,684.80	40,513.12	5,076.99	0.00	45,590.11
0000343285	*BUS OPERATOR	44,532.80	48,380.80	3,848.00	49,972.00	7,803.06	0.00	57,775.06
0000302597	*BUS OPERATOR (DATE LAST EMPLOYED 02-May-2023)	52,707.20	52,707.20	0.00	44,520.71	6,806.55	4,991.74	56,319.00
0000322682	*JOURNEYMAN ET-RADIO MAINT	57,324.80	57,324.80	0.00	61,684.53	29,165.42	225.00	91,074.95
0000304982	CHF CUSTOMER EXPER OFFICER	237,120.26	237,120.26	0.00	252,121.56	0.00	18,240.02	270,361.58
0000317919	*RAIL STATION CLEANER	35,672.00	35,672.00	0.00	37,555.60	17,004.23	0.00	54,559.83
0000335801	*BUS OPERATOR	52,187.20	52,187.20	0.00	51,792.87	21,651.54	1,204.32	74,648.73
0000345774	*JOURNEYMAN TRACK WALKER	54,308.80	55,536.00	1,227.20	53,244.57	12,317.26	3,212.56	68,774.39
0000327626	*MATERIAL CONTROLLER	47,798.40	48,921.60	1,123.20	31,819.43	137.88	2,381.76	34,339.07
0000349963	SR COST ANALYST	104,116.48	104,116.48	0.00	60,067.35	0.00	0.00	60,067.35
0000349505	SUPV CUSTOMER INFO CENTR (DATE LAST EMPLOYED 03-Mar-2023)	66,999.92	66,999.92	0.00	29,634.68	0.00	236.39	29,871.07
0000349899	*BUS OPERATOR	36,899.20	36,899.20	0.00	23,117.12	2,086.00	0.00	25,203.12
0000337475	*BUS OPERATOR	52,187.20	52,187.20	0.00	55,086.68	16,866.61	1,605.76	73,559.05

METROPOLITAN ATLANTA RAPID TRANSIT AUTHORITY (MARTA)  
MARTOC REPORT

EE NUMBER	TITLE	FY 22	FY 23	DIFFERENCE +/-	REGULAR EARNINGS	OVERTIME EARNINGS	OTHER EARNINGS	TOTAL EARNINGS
		BASE SALARY	BASE SALARY					
0000321278	*STATION AGENT	46,675.20	46,675.20	0.00	50,130.96	6,807.74	0.00	56,938.70
0000324778	*BUS OPERATOR	52,187.20	52,187.20	0.00	51,945.81	16,997.95	317.90	69,261.66
0000334443	FIELD DATA COLLECTION SPEC	43,329.00	43,329.00	0.00	43,251.31	933.25	0.00	44,184.56
0000331538	*JOURNEYMAN ET-TRAIN CONTROL	57,324.80	57,324.80	0.00	59,855.20	34,828.98	225.00	94,909.18
0000321209	*JOURNEYMAN RAIL CAR MECHANIC	57,324.80	57,324.80	0.00	53,081.66	12,236.67	225.00	65,543.33
0000337724	*BUS OPERATOR	52,187.20	52,187.20	0.00	55,065.84	33,903.30	602.16	89,571.30
0000344130	*BUS OPERATOR	44,532.80	48,380.80	3,848.00	46,937.72	10,014.04	0.00	56,951.76
0000338534	*BUS OPERATOR (DATE LAST EMPLOYED 07-Mar-2023)	52,187.20	52,187.20	0.00	38,305.42	602.16	0.00	38,907.58
0000335201	*BUS OPERATOR	52,187.20	52,187.20	0.00	38,013.75	7,554.17	2,609.36	48,177.28
0000342574	FIELD INSPECTOR II	61,035.00	61,035.00	0.00	62,832.39	19,157.96	3,246.76	85,237.11
0000349268	*LIGHT RAIL OPERATOR (DATE LAST EMPLOYED 07-Aug-2023)	36,899.20	36,899.20	0.00	29,201.88	12,235.63	0.00	41,437.51
0000320437	*SERVICEPERSON I (A)	40,539.20	40,539.20	0.00	38,571.99	116.95	1,871.04	40,559.98
0000347768	*BUS OPERATOR (DATE LAST EMPLOYED 21-Dec-2022)	36,899.20	36,899.20	0.00	17,176.27	3,310.60	0.00	20,486.87
0000306628	TRANSIT POLICE LIEUTENANT (DATE LAST EMPLOYED 01-Sep-2022)	96,865.60	96,865.60	0.00	20,643.17	0.00	1,424.57	22,067.74
0000316920	SUPV CAR REPAIR INSPECTION	68,452.80	68,452.80	0.00	68,683.17	625.29	0.00	69,308.46
0000348823	TRANSIT POLICE OFFICER (DATE LAST EMPLOYED 05-May-2023)	54,870.40	54,870.40	0.00	51,690.12	7,511.05	1,371.76	60,572.93
0000343458	*BUS OPERATOR (DATE LAST EMPLOYED 24-Mar-2023)	44,532.80	48,380.80	3,848.00	40,630.41	13,383.94	871.20	54,885.55
0000340727	*JOURNEYMAN LIGHT RAIL TECH (DATE LAST EMPLOYED 17-Jan-2023)	57,324.80	57,324.80	0.00	38,229.15	11,139.93	0.00	49,369.08
0000336809	*BUS OPERATOR	52,187.20	52,187.20	0.00	29,639.57	3,602.90	1,755.55	34,998.02
0000338302	*RAIL OPERATOR	52,187.20	52,187.20	0.00	46,780.43	12,054.21	3,663.14	62,497.78
0000343368	SUPV RAIL LINE	62,587.20	62,732.80	145.60	65,919.82	17,736.47	4,242.61	87,898.90
0000306257	*BUS OPERATOR	52,707.20	52,707.20	0.00	50,913.95	15,296.49	6,992.07	73,202.51
0000349666	*INFORMATION SYSTEMS REC CLERK	34,361.60	34,361.60	0.00	22,350.94	3,622.86	0.00	25,973.80
0000333171	SUPT BUS COMMUNICATIONS CENTER	78,138.06	78,138.06	0.00	76,336.09	0.00	1,803.24	78,139.33
0000304630	*JOURNEYMAN SUPPORT EQUIPMENT	57,844.80	57,844.80	0.00	57,700.14	4,046.38	225.00	61,971.52
0000348576	*MATERIAL CONTROLLER	47,798.40	47,798.40	0.00	34,501.70	1,170.34	0.00	35,672.04
0000320155	*PT BUS OPERATOR	0.00	0.00	0.00	24,379.47	0.00	354.80	24,734.27
0000347070	CHF LEGAL COUNSEL	294,580.26	294,580.26	0.00	309,580.20	0.00	0.00	309,580.20
0000347654	CUSTOMER SVC SOCIAL MEDIA SPEC	65,687.18	65,687.18	0.00	62,995.30	0.00	0.00	62,995.30
0000347988	*SERVICEPERSON I	36,212.80	38,272.00	2,059.20	38,127.76	331.20	0.00	38,458.96
0000320849	*JOURNEYMAN TRACK WALKER	57,324.80	57,324.80	0.00	62,122.01	10,531.37	0.00	72,653.38
0000338643	*SERVICEPERSON I	38,272.00	39,956.80	1,684.80	35,242.66	768.72	1,177.60	37,188.98
0000302004	SR RECRUITER (DATE LAST EMPLOYED 01-Mar-2023)	77,907.44	77,907.44	0.00	48,558.53	0.00	3,758.09	52,316.62
0000322067	SPECIAL PROJECTS AUDITOR III	93,157.74	93,157.74	0.00	93,155.03	0.00	11,825.78	104,980.81

**METROPOLITAN ATLANTA RAPID TRANSIT AUTHORITY (MARTA)**  
**MARTOC REPORT**

EE NUMBER	TITLE	FY 22	FY 23	DIFFERENCE	REGULAR	OVERTIME	OTHER	TOTAL
		BASE SALARY	BASE SALARY	+/-	EARNINGS	EARNINGS	EARNINGS	EARNINGS
0000343722	*BUS OPERATOR	44,532.80	48,380.80	3,848.00	49,718.77	24,026.66	0.00	73,745.43
0000333400	*BUS OPERATOR	52,187.20	52,187.20	0.00	49,972.84	13,853.93	4,215.12	68,041.89
0000344213	*JOURNEYMAN ET-LABORATORY	57,324.80	57,324.80	0.00	52,738.93	22,085.90	225.00	75,049.83
0000337650	*JOURNEYMAN ET-TRAIN CONTROL	49,732.80	54,308.80	4,576.00	54,895.59	15,642.91	450.00	70,988.50
0000321141	*BUS OPERATOR	52,187.20	52,187.20	0.00	47,784.24	26,707.76	2,207.92	76,699.92
0000348934	*BUS OPERATOR	36,899.20	36,899.20	0.00	32,197.81	7,178.66	0.00	39,376.47
0000327678	*JOURNEYMAN RAIL CAR MECHANIC	57,324.80	57,324.80	0.00	60,071.30	1,777.62	225.00	62,073.92
0000304886	CUSTOMER CARE FIELD REP	49,998.00	60,255.00	10,257.00	45,890.92	0.00	13,279.30	59,170.22
0000337917	TRANSIT POLICE CORPORAL	59,363.20	61,713.60	2,350.40	56,326.15	1,970.27	9,786.34	68,082.76
0000346204	TRANSIT POLICE OFFICER	50,731.20	52,728.00	1,996.80	40,164.68	21,468.50	15,591.90	77,225.08
0000306488	FIELD INSPECTOR III	71,097.00	71,097.00	0.00	73,261.00	6,167.18	0.00	79,428.18
0000338986	*JOURNEYMAN ET-BUS MAINTENANCE	57,324.80	57,324.80	0.00	58,491.87	13,890.26	225.00	72,607.13
0000350097	*JOURNEYMAN BUS TECHNICIAN	49,732.80	49,732.80	0.00	27,661.76	6,267.45	0.00	33,929.21
0000303772	SAFETY OPERATIONAL OFFICER	83,990.40	84,571.50	581.10	84,837.10	1,866.58	13,878.40	100,582.08
0000343822	MGR TECHNOLOGY SVCS DELIVERY	124,710.30	124,710.30	0.00	124,709.33	0.00	8,122.17	132,831.50
0000303769	*REVENUE AGENT	52,395.20	52,395.20	0.00	33,575.93	1,983.73	2,418.25	37,977.91
0000347331	DATA ANALYTICS ADMINISTRATOR	78,252.46	78,252.46	0.00	78,253.13	0.00	6,179.97	84,433.10
0000304330	*JOURNEYMAN TRACK WALKER	57,844.80	57,844.80	0.00	62,301.05	11,482.10	0.00	73,783.15
0000337822	OFFICE ADMINISTRATOR II	64,789.14	64,789.14	0.00	64,790.18	0.00	2,491.89	67,282.07
0000327862	*RAIL OPERATOR (DATE LAST EMPLOYED 01-Jun-2023)	52,187.20	52,187.20	0.00	44,641.11	6,574.17	3,663.16	54,878.44
0000347781	APARC COMM CTR OPR	46,605.00	46,605.00	0.00	33,455.94	2,410.69	471.83	36,338.46
0000342135	*RAIL STATION CLEANER	35,672.00	35,672.00	0.00	34,680.14	0.00	1,509.20	36,189.34
0000349614	SECURITY TECHNICIAN	50,003.20	50,003.20	0.00	38,117.60	0.00	0.00	38,117.60
0000334511	*JOURNEYMAN ET-RADIO MAINT	57,324.80	57,324.80	0.00	60,739.87	52,253.82	225.00	113,218.69
0000340731	*JOURNEYMAN ET-RAIL CAR MAINT	57,324.80	57,324.80	0.00	60,957.60	12,898.09	225.00	74,080.69
0000341872	*JOURNEYMAN ELEC POWER ELECT	57,324.80	57,324.80	0.00	80,196.33	55,462.18	225.00	135,883.51
0000337915	*JOURNEYMAN SUPPORT EQUIPMENT	57,324.80	57,324.80	0.00	59,450.90	12,443.34	225.00	72,119.24
0000315370	MGR TRACK & STRCT	113,784.84	113,784.84	0.00	113,783.31	0.00	10,619.93	124,403.24
0000344830	*SERVICEPERSON I	39,956.80	39,956.80	0.00	34,324.50	461.04	1,940.21	36,725.75
0000340450	*BUS OPERATOR	48,380.80	52,187.20	3,806.40	45,584.70	5,480.30	3,985.04	55,050.04
0000327137	SUPV STATION CARE	62,587.20	62,587.20	0.00	64,704.12	40,821.51	13,239.60	118,765.23
0000322125	*BUS OPERATOR	52,187.20	52,187.20	0.00	51,847.81	11,794.11	3,417.76	67,059.68
0000347560	CUSTOMER CARE SPEC	41,652.00	47,989.50	6,337.50	46,082.13	2,751.18	0.00	48,833.31
0000339297	PROJECT MANAGER I	105,152.58	105,152.58	0.00	105,151.19	0.00	7,321.34	112,472.53
0000323718	*RAIL STATION CLEANER	35,672.00	35,672.00	0.00	18,919.30	1,646.41	0.00	20,565.71



**METROPOLITAN ATLANTA RAPID TRANSIT AUTHORITY (MARTA)**  
**MARTOC REPORT**

EE NUMBER	TITLE	FY 22 BASE SALARY	FY 23 BASE SALARY	DIFFERENCE +/-	REGULAR EARNINGS	OVERTIME EARNINGS	OTHER EARNINGS	TOTAL EARNINGS
0000334373	COMMUNICATIONS ENGINEER VI	92,747.72	92,747.72	0.00	90,938.85	0.00	5,612.48	96,551.33
0000335220	MGR SPEC PROJECTS & ANALYSIS	101,541.18	106,617.94	5,076.76	101,500.53	0.00	2,421.37	103,921.90
0000333789	*BUS OPERATOR	52,187.20	52,187.20	0.00	45,677.12	9,765.59	4,331.54	59,774.25
0000349403	*SERVICEPERSON I	38,272.00	38,272.00	0.00	26,620.82	78.35	0.00	26,699.17
0000342612	*SERVICEPERSON IV	40,539.20	42,702.40	2,163.20	28,441.40	508.12	0.00	28,949.52
0000330167	*JOURNEYMAN AA BUS TECHNICIAN	56,451.20	57,324.80	873.60	59,663.78	85,978.46	225.00	145,867.24
0000349657	CONTRACT SPECIALIST II	69,804.02	69,804.02	0.00	43,708.12	0.00	0.00	43,708.12
0000336768	*JOURNEYMAN ET-TELEPHONE MAINT	57,324.80	57,324.80	0.00	60,020.56	14,200.30	225.00	74,445.86
0000344951	*JOURNEYMAN BUS TECHNICIAN	54,142.40	54,308.80	166.40	56,411.08	29,602.25	225.00	86,238.33
0000345389	EMPLOYEE RELATIONS SPECIALIST	78,733.46	78,733.46	0.00	78,736.23	0.00	0.00	78,736.23
0000347296	PROTECTIVE SPEC POLICE CADET	44,137.60	44,137.60	0.00	46,565.23	1,979.92	1,595.11	50,140.26
0000348174	PROTECTIVE SPEC POLICE CADET	41,600.00	41,600.00	0.00	47,230.00	3,374.70	2,843.40	53,448.10
0000349374	*JOURNEYMAN BUS TECHNICIAN	52,811.20	52,811.20	0.00	39,108.32	7,684.09	0.00	46,792.41
0000342672	INSTRUCTOR BUS OPERATIONS	78,041.60	78,041.60	0.00	35,279.52	10,334.42	0.00	45,613.94
0000348494	SR ENTERPRISE SYSTEMS ENGINEER	112,756.80	112,756.80	0.00	112,756.80	0.00	0.00	112,756.80
0000322490	*JOURNEYMAN AA BUS TECHNICIAN (DATE LAST EMPLOYED 01-May-2023)	57,324.80	57,324.80	0.00	42,090.58	2,552.76	500.60	45,143.94
0000339571	*SERVICEPERSON I	39,956.80	39,956.80	0.00	48,834.44	26,779.45	0.00	75,613.89
0000316120	*JOURNEYMAN TRACK MAINTAINER	57,324.80	57,324.80	0.00	58,566.77	4,278.70	0.00	62,845.47
0000342663	*BUS OPERATOR	48,380.80	52,187.20	3,806.40	49,658.11	30,144.75	0.00	79,802.86
0000332341	DIVISION DISPATCHER	50,502.40	57,116.80	6,614.40	54,856.37	13,757.63	0.00	68,614.00
0000348455	*BUS OPERATOR	36,899.20	36,899.20	0.00	39,774.78	6,623.60	0.00	46,398.38
0000327475	*BUS OPERATOR	52,187.20	52,187.20	0.00	55,083.91	11,315.81	0.00	66,399.72
0000345045	*BUS OPERATOR	44,532.80	48,380.80	3,848.00	47,064.07	13,923.60	2,740.48	63,728.15
0000347189	TRANSIT POLICE OFFICER	48,776.00	50,731.20	1,955.20	37,073.90	30,908.63	23,714.16	91,696.69
0000345737	*BUS OPERATOR	40,705.60	44,532.80	3,827.20	41,542.72	14,697.92	3,033.53	59,274.17
0000347752	*BUS OPERATOR (DATE LAST EMPLOYED 20-Apr-2023)	36,899.20	36,899.20	0.00	33,219.63	6,547.48	0.00	39,767.11
0000331594	*BUS OPERATOR	52,187.20	52,187.20	0.00	57,562.69	42,511.15	0.00	100,073.84
0000302624	MGR FINANCIAL PLAN ANALYSIS	126,847.50	126,847.50	0.00	126,360.69	0.00	487.88	126,848.57
0000344992	*BUS OPERATOR	40,705.60	44,532.80	3,827.20	37,056.03	4,921.39	2,025.93	44,003.35
0000337379	TRANSIT POLICE SERGEANT	61,713.60	67,995.20	6,281.60	61,355.85	9,583.81	7,465.54	78,405.20
0000328470	SUPV BUS MAINTENANCE	62,608.00	62,608.00	0.00	56,393.59	25,615.56	1,083.60	83,092.75
0000344360	ACCOUNTING SPECIALIST III	52,279.50	60,372.00	8,092.50	54,294.24	39.03	2,064.08	56,397.35
0000331537	*JOURNEYMAN ET-TRAIN CONTROL	57,324.80	57,324.80	0.00	59,111.08	15,140.82	225.00	74,476.90
0000349912	CONTRACT SPECIALIST II	65,000.00	65,000.00	0.00	40,000.02	0.00	0.00	40,000.02

METROPOLITAN ATLANTA RAPID TRANSIT AUTHORITY (MARTA)  
MARTOC REPORT

EE NUMBER	TITLE	FY 22 BASE SALARY	FY 23 BASE SALARY	DIFFERENCE +/-	REGULAR EARNINGS	OVERTIME EARNINGS	OTHER EARNINGS	TOTAL EARNINGS
0000316106	*BUS OPERATOR	52,187.20	52,187.20	0.00	44,224.92	1,709.83	2,454.31	48,389.06
0000335049	TRANSIT POLICE SERGEANT	70,761.60	73,548.80	2,787.20	75,090.36	15,072.44	8,435.10	98,597.90
0000321909	*DYNAMOMETER OPERATOR	57,324.80	57,324.80	0.00	57,760.64	10,738.10	225.00	68,723.74
0000302697	*BUS OPERATOR	52,707.20	52,707.20	0.00	58,750.07	18,452.06	0.00	77,202.13
0000338352	*BUS OPERATOR	48,380.80	52,187.20	3,806.40	52,709.27	6,816.69	0.00	59,525.96
0000316577	SUPV BUS TRANSPORTATION	68,265.60	68,265.60	0.00	66,899.60	1,513.18	2,773.82	71,186.60
0000345452	*JOURNEYMAN TRACK MAINTAINER	54,308.80	57,324.80	3,016.00	56,684.12	22,817.82	534.00	80,035.94
0000340152	FOREMAN TRACK & STRCT	57,324.80	62,587.20	5,262.40	58,046.60	21,754.01	2,204.80	82,005.41
0000316492	*STATION AGENT	46,675.20	46,675.20	0.00	49,076.72	10,602.90	0.00	59,679.62
0000349908	CJIT-POLICE DISPATCHER	52,062.40	52,062.40	0.00	27,221.31	0.00	700.84	27,922.15
0000304945	*SERVICEPERSON V	54,662.40	54,662.40	0.00	48,996.50	6,819.66	2,102.40	57,918.56
0000331732	CONTRACT EMP PT POLICE OFFICER (DATE LAST EMPLOYED 23-Jun-2023)	0.00	0.00	0.00	28,587.15	278.10	0.00	28,865.25
0000347171	SECURITY TECHNICIAN	61,921.60	61,921.60	0.00	68,921.60	0.00	0.00	68,921.60
0000332068	*BUS OPERATOR	52,187.20	52,187.20	0.00	47,575.45	12,465.22	6,440.86	66,481.53
0000346217	DIR CYBER SECURITY (DATE LAST EMPLOYED 05-Mar-2023)	160,680.26	160,680.26	0.00	114,330.58	0.00	11,742.02	126,072.60
0000305946	SUPV RECORDS CENTER MAIL SVCS	77,928.76	77,928.76	0.00	76,130.22	0.00	12,268.85	88,399.07
0000345050	*BUS OPERATOR	44,532.80	48,380.80	3,848.00	46,682.04	11,224.01	0.00	57,906.05
0000334409	*RAIL STATION CLEANER	35,672.00	35,672.00	0.00	38,140.15	17,621.64	0.00	55,761.79
0000308147	*CUSTOMER INFORMATION OPERATOR	39,811.20	39,811.20	0.00	40,911.75	5,411.91	0.00	46,323.66
0000303860	*STATION AGENT	47,195.20	47,195.20	0.00	56,832.76	44,977.36	0.00	101,810.12
0000320653	*BUS OPERATOR	52,187.20	52,187.20	0.00	47,527.41	16,479.00	5,700.71	69,707.12
0000329349	*SERVICEPERSON I	39,956.80	39,956.80	0.00	41,937.41	21,251.12	1,229.44	64,417.97
0000349342	SUPV LIGHT RAIL TRANSPORTATION	60,756.80	60,756.80	0.00	43,813.30	4,022.75	0.00	47,836.05
0000339127	TRANSIT POLICE DETECTIVE	59,363.20	61,713.60	2,350.40	63,958.76	23,024.57	5,975.28	92,958.61
0000337842	SUPV RAIL CAR APPEARANCE	39,956.80	60,673.60	20,716.80	55,658.92	13,458.17	3,000.45	72,117.54
0000322036	*BUS OPERATOR	52,187.20	52,187.20	0.00	57,152.24	15,715.35	0.00	72,867.59
0000302899	*JOURNEYMAN SUPPORT EQUIPMENT	57,844.80	57,844.80	0.00	58,061.66	0.00	225.00	58,286.66
0000331306	*JOURNEYMAN ET-RAIL CAR MAINT	57,324.80	57,324.80	0.00	59,414.24	4,774.77	225.00	64,414.01
0000329036	*RAIL OPERATOR	52,187.20	52,187.20	0.00	35,162.92	3,415.43	1,578.17	40,156.52
0000337486	*APPRENTICE MECHANIC	45,115.20	49,254.40	4,139.20	49,379.81	10,882.75	0.00	60,262.56
0000334954	ADMINISTRATIVE ASSISTANT	45,084.00	45,084.00	0.00	45,084.04	0.00	0.00	45,084.04
0000342352	PROJECT ENGINEER (DATE LAST EMPLOYED 05-Nov-2022)	62,368.80	62,368.80	0.00	23,987.71	0.00	12,763.86	36,751.57
0000328454	*RAIL OPERATOR	52,187.20	52,187.20	0.00	47,511.63	16,891.80	0.00	64,403.43
0000303557	*JOURNEYMAN RAIL CAR MECHANIC	57,844.80	57,844.80	0.00	62,473.94	68,944.56	225.00	131,643.50

**METROPOLITAN ATLANTA RAPID TRANSIT AUTHORITY (MARTA)**  
**MARTOC REPORT**

EE NUMBER	TITLE	FY 22 BASE SALARY	FY 23 BASE SALARY	DIFFERENCE +/-	REGULAR EARNINGS	OVERTIME EARNINGS	OTHER EARNINGS	TOTAL EARNINGS
0000337841	*SERVICEPERSON I	39,956.80	39,956.80	0.00	42,105.50	25,350.07	0.00	67,455.57
0000328462	*JOURNEYMAN RAIL CAR MECHANIC	57,324.80	57,324.80	0.00	59,267.10	11,265.15	225.00	70,757.25
0000337843	*RAIL STATION CLEANER	35,672.00	35,672.00	0.00	38,153.02	15,634.37	0.00	53,787.39
0000344210	*JOURNEYMAN BUS TECHNICIAN	54,142.40	54,600.00	457.60	56,137.11	36,838.27	225.00	93,200.38
0000322971	*JOURNEYMAN ELEC POWER ELECT	57,324.80	57,324.80	0.00	30,193.75	2,408.06	3,826.27	36,428.08
0000303840	CONTRACT PROFESSIONAL	0.00	0.00	0.00	22,500.00	0.00	0.00	22,500.00
0000335439	*JOURNEYMAN BUS TECHNICIAN	52,811.20	53,352.00	540.80	57,334.66	16,988.44	225.00	74,548.10
0000329621	*JOURNEYMAN RAIL CAR MECHANIC	57,324.80	57,324.80	0.00	51,256.48	17,848.56	2,209.32	71,314.36
0000342753	CUSTOMER CARE SPEC	42,373.50	49,510.50	7,137.00	49,686.54	6,802.54	0.00	56,489.08
0000347838	TRANSIT POLICE OFFICER	42,848.00	48,776.00	5,928.00	43,686.44	10,532.65	4,891.35	59,110.44
0000332520	*RAIL STATION CLEANER	35,672.00	35,672.00	0.00	37,917.20	5,350.80	0.00	43,268.00
0000334636	*BUS OPERATOR	52,187.20	52,187.20	0.00	55,363.66	17,238.84	0.00	72,602.50
0000341949	TRANSIT POLICE OFFICER	57,054.40	61,713.60	4,659.20	59,536.11	20,432.53	5,167.52	85,136.16
0000327038	*JOURNEYMAN ET-RAIL CAR MAINT	57,324.80	57,324.80	0.00	58,249.83	909.48	225.00	59,384.31
0000319718	AUDITOR III	79,771.64	85,907.12	6,135.48	80,242.53	0.00	8,024.32	88,266.85
0000349605	*BUS OPERATOR	36,899.20	36,899.20	0.00	27,119.27	9,297.85	0.00	36,417.12
0000347344	SR CONTRACT SPECIALIST	77,949.56	86,906.30	8,956.74	79,583.33	0.00	0.00	79,583.33
0000349174	TRANSIT POLICE OFFICER	48,776.00	48,776.00	0.00	41,876.00	7,565.94	2,579.50	52,021.44
0000349587	ELECTRICAL ENGINEER VI	110,000.02	110,000.02	0.00	67,692.85	0.00	0.00	67,692.85
0000332887	*RAIL OPERATOR	52,187.20	52,187.20	0.00	55,831.93	9,208.09	802.88	65,842.90
0000314808	GEN FOREMAN ELECTRICAL POWER	81,278.86	81,278.86	0.00	81,281.82	0.00	3,126.11	84,407.93
0000304946	FARE COLLECTION COORDINATOR OP	60,391.50	60,391.50	0.00	62,629.27	13,835.86	743.29	77,208.42
0000334638	SUPV RAIL LINE	69,118.40	69,118.40	0.00	70,274.61	19,978.11	5,316.80	95,569.52
0000338973	*RAIL STATION CLEANER	35,672.00	35,672.00	0.00	37,642.80	33,333.19	0.00	70,975.99
0000342620	*BUS OPERATOR	48,380.80	52,187.20	3,806.40	44,597.60	18,968.38	0.00	63,565.98
0000333777	COMMUNICATIONS COORD IOC	46,966.40	46,966.40	0.00	20,490.06	0.00	0.00	20,490.06
0000339063	SUPV STATION CARE	63,190.40	63,190.40	0.00	52,639.13	11,916.35	7,281.84	71,837.32
0000342957	*HOSTLER JUNIOR APPRENTICE	38,521.60	42,702.40	4,180.80	36,532.44	982.96	1,836.73	39,352.13
0000334406	*BUS OPERATOR	52,187.20	52,187.20	0.00	50,113.58	13,716.18	3,813.68	67,643.44
0000306291	SR DIR & CONTROLLER	169,950.30	169,950.30	0.00	166,679.00	0.00	26,146.21	192,825.21
0000340010	SR CONTRACT SPECIALIST	94,355.04	103,790.44	9,435.40	98,324.88	0.00	3,629.05	101,953.93
0000302562	CONTRACT INSTRUCTOR	0.00	0.00	0.00	38,955.84	0.00	0.00	38,955.84
0000338757	*BUS OPERATOR (DATE LAST EMPLOYED 01-Aug-2023)	52,187.20	52,187.20	0.00	50,770.86	9,437.45	4,208.13	64,416.44
0000335325	ADMINISTRATIVE ASSISTANT	43,816.50	43,816.50	0.00	42,319.67	0.00	1,496.97	43,816.64
0000348449	*JOURNEYMAN ET-TRAIN CONTROL	49,732.80	53,872.00	4,139.20	52,049.39	1,105.86	225.00	53,380.25

METROPOLITAN ATLANTA RAPID TRANSIT AUTHORITY (MARTA)  
MARTOC REPORT

EE NUMBER	TITLE	FY 22 BASE SALARY	FY 23 BASE SALARY	DIFFERENCE +/-	REGULAR EARNINGS	OVERTIME EARNINGS	OTHER EARNINGS	TOTAL EARNINGS
0000327795	*BUS OPERATOR	52,187.20	52,187.20	0.00	42,710.76	7,104.06	0.00	49,814.82
0000339170	*BUS OPERATOR (DATE LAST EMPLOYED 11-Apr-2023)	48,380.80	52,187.20	3,806.40	44,686.70	11,265.63	0.00	55,952.33
0000348020	GIS RIGHT OF WAY TECHNICIAN	59,625.02	59,625.02	0.00	59,625.12	0.00	2,966.29	62,591.41
0000320054	MGR PERFORMANCE DATA SYSTEM	104,540.02	128,929.06	24,389.04	105,692.68	0.00	21,021.31	126,713.99
0000334275	TRANSIT POLICE SERGEANT	79,539.20	79,539.20	0.00	78,106.56	56,336.00	4,805.12	139,247.68
0000330974	SUPV RAIL LINE	66,393.60	66,393.60	0.00	68,010.68	19,250.63	3,319.68	90,580.99
0000305781	SUPV COMMUNICATIONS	60,132.80	70,553.60	10,420.80	67,941.38	49,776.09	12,326.70	130,044.17
0000321828	*MATERIAL CONTROLLER	52,104.00	53,185.60	1,081.60	52,814.83	0.00	1,628.16	54,442.99
0000347368	TRANSIT POLICE OFFICER (DATE LAST EMPLOYED 14-Apr-2023)	52,728.00	54,870.40	2,142.40	33,502.78	23,349.17	17,675.46	74,527.41
0000337835	*RAIL STATION CLEANER	35,672.00	35,672.00	0.00	32,345.02	2,392.43	1,783.60	36,521.05
0000333510	CONTRACT SPECIALIST III	83,018.52	83,018.52	0.00	83,018.76	0.00	6,386.04	89,404.80
0000302934	*BUS OPERATOR (DATE LAST EMPLOYED 18-Jul-2023)	52,707.20	52,707.20	0.00	57,129.07	18,452.80	0.00	75,581.87
0000338151	*RAIL OPERATOR	52,187.20	52,187.20	0.00	43,813.06	5,253.16	3,780.33	52,846.55
0000303696	PROJECT ENGINEER (DATE LAST EMPLOYED 01-Aug-2023)	84,283.68	84,283.68	0.00	83,636.04	0.00	648.34	84,284.38
0000336897	CONTRACT SPECIALIST I	57,021.12	57,021.12	0.00	32,458.24	0.00	0.00	32,458.24
0000337730	*JOURNEYMAN ET-TELEPHONE MAINT	57,324.80	57,324.80	0.00	54,301.86	14,034.94	225.00	68,561.80
0000344668	ELEV ESCALATOR SAFE INSPEC II	76,615.50	76,615.50	0.00	77,229.18	3,079.70	0.00	80,308.88
0000348371	*JOURNEYMAN BUS TECHNICIAN	49,732.80	52,811.20	3,078.40	52,332.75	860.80	225.00	53,418.55
0000302793	SUPT REVENUE PROCESSING	74,927.58	74,927.58	0.00	74,924.31	0.00	5,763.69	80,688.00
0000344361	COST ANALYST	69,111.12	81,610.88	12,499.76	74,759.54	0.00	5,491.75	80,251.29
0000349177	*BUS OPERATOR	36,899.20	36,899.20	0.00	31,659.25	14,896.08	0.00	46,555.33
0000349507	MARKETING SPEC & EVENT PLANNER	77,000.04	77,000.04	0.00	53,011.62	0.00	0.00	53,011.62
0000333104	TRANSIT POLICE OFFICER	69,409.60	69,409.60	0.00	49,352.87	2,019.51	14,036.72	65,409.10
0000343663	SR ENTERPRISE NETWORK ENGINEER	95,481.36	95,481.36	0.00	95,479.18	0.00	0.00	95,479.18
0000332380	INSTRUCTOR BUS OPERATIONS	61,921.60	70,054.40	8,132.80	64,709.70	9,192.27	0.00	73,901.97
0000337864	*SERVICEPERSON IV	40,539.20	40,539.20	0.00	36,573.14	4,018.76	0.00	40,591.90
0000332982	*BUS OPERATOR	52,187.20	52,187.20	0.00	51,720.60	11,614.28	3,412.24	66,747.12
0000347748	*SERVICEPERSON I	36,212.80	38,272.00	2,059.20	38,802.96	3,359.16	0.00	42,162.12
0000302412	MGR CONTRACTS	114,314.72	114,314.72	0.00	114,312.14	0.00	8,578.30	122,890.44
0000349172	*BUS OPERATOR	36,899.20	36,899.20	0.00	30,336.36	5,262.73	0.00	35,599.09
0000326547	MGR DBA	127,143.38	127,143.38	0.00	127,144.46	0.00	0.00	127,144.46
0000332076	*BUS OPERATOR	52,187.20	52,187.20	0.00	53,635.71	14,677.37	2,007.20	70,320.28
0000320700	DIR RAIL TRANSPORTATION	152,946.82	152,946.82	0.00	155,945.36	0.00	11,765.16	167,710.52
0000331445	TRANSIT POLICE SERGEANT	70,761.60	73,548.80	2,787.20	61,725.56	19,225.07	15,241.20	96,191.83

**METROPOLITAN ATLANTA RAPID TRANSIT AUTHORITY (MARTA)**  
**MARTOC REPORT**

EE NUMBER	TITLE	FY 22 BASE SALARY	FY 23 BASE SALARY	DIFFERENCE +/-	REGULAR EARNINGS	OVERTIME EARNINGS	OTHER EARNINGS	TOTAL EARNINGS
0000320621	MOBILITY CUSTOMER CARE REP	46,098.00	46,098.00	0.00	46,595.74	1,895.85	3,546.00	52,037.59
0000325416	GEN FOREMAN COMM TELEPHONE	80,615.86	80,615.86	0.00	80,615.73	0.00	3,488.20	84,103.93
0000344638	PROCUREMENT ANALYST	61,659.78	72,953.66	11,293.88	66,873.67	0.00	3,474.10	70,347.77
0000306345	SUPV BUS TRANSPORTATION	69,513.60	69,513.60	0.00	64,543.43	8,585.63	7,419.24	80,548.30
0000305427	APARC SYS AMBASSADOR	37,264.50	37,264.50	0.00	31,485.37	5,394.80	0.00	36,880.17
0000302687	PROTECTIVE SPEC POLICE CADET	48,318.40	48,318.40	0.00	39,453.88	1,842.82	4,049.69	45,346.39
0000347399	*BUS OPERATOR	36,899.20	40,705.60	3,806.40	38,972.39	11,056.11	1,634.32	51,662.82
0000306440	*BUS OPERATOR (DATE LAST EMPLOYED 01-May-2023)	52,707.20	52,707.20	0.00	47,033.52	9,741.65	0.00	56,775.17
0000337029	TRANSIT POLICE OFFICER SPECIAL	61,713.60	64,168.00	2,454.40	19,156.44	59,008.60	46,148.40	124,313.44
0000302359	INSTRUCTOR CENTRAL MAINTENANCE	65,124.80	74,796.80	9,672.00	68,642.23	40,669.76	2,755.29	112,067.28
0000340710	ELECTRICAL ENGINEER IV	75,684.44	75,684.44	0.00	75,684.63	0.00	2,062.50	77,747.13
0000349065	*BUS OPERATOR	36,899.20	36,899.20	0.00	33,665.59	7,097.52	0.00	40,763.11
0000302232	CONTRACT PROFESSIONAL	0.00	0.00	0.00	48,937.50	90.00	0.00	49,027.50
0000322331	*JOURNEYMAN BUS TECHNICIAN	56,451.20	56,451.20	0.00	58,014.26	2,412.11	225.00	60,651.37
0000331381	BUS MECH ELEC ENGINEER	72,353.84	72,353.84	0.00	72,072.96	0.00	6,215.02	78,287.98
0000347024	PROJECT MANAGER II	107,846.18	107,846.18	0.00	107,847.58	0.00	0.00	107,847.58
0000350425	SR PERFORMANCE ANALYST	98,000.24	98,000.24	0.00	41,009.40	0.00	0.00	41,009.40
0000346836	*JOURNEYMAN ET-TRAIN CONTROL	53,872.00	54,308.80	436.80	53,765.87	17,294.84	225.00	71,285.71
0000302919	*JOURNEYMAN TRACK MAINTAINER	56,056.00	57,844.80	1,788.80	64,889.92	22,723.84	0.00	87,613.76
0000306666	APARC SYS AMBASSADOR	37,264.50	37,264.50	0.00	34,357.08	8,673.82	0.00	43,030.90
0000321912	*JOURNEYMAN RAIL CAR MECHANIC	57,324.80	57,324.80	0.00	58,036.24	434.07	225.00	58,695.31
0000341701	*BUS OPERATOR	48,380.80	52,187.20	3,806.40	43,796.00	5,281.77	3,778.21	52,855.98
0000329422	*JOURNEYMAN ET-TELEPHONE MAINT	57,324.80	57,324.80	0.00	60,922.98	3,792.95	225.00	64,940.93
0000329348	*JOURNEYMAN ET-RADIO MAINT	49,732.80	54,308.80	4,576.00	53,765.21	11,451.87	450.00	65,667.08
0000345302	TRANSIT POLICE CORPORAL	52,728.00	57,054.40	4,326.40	49,239.80	13,358.29	8,419.08	71,017.17
0000304297	SUPV CUSTOMER SERVICES CENTER (DATE LAST EMPLOYED 01-Jul-2023)	72,287.28	72,287.28	0.00	72,288.85	0.00	0.00	72,288.85
0000333666	SUPV BUS TRANSPORTATION	63,044.80	63,044.80	0.00	55,698.48	20,531.12	909.30	77,138.90
0000346689	*BUS OPERATOR (DATE LAST EMPLOYED 27-Mar-2023)	36,899.20	40,705.60	3,806.40	34,077.24	10,548.81	939.36	45,565.41
0000321479	*RAIL OPERATOR	52,187.20	52,187.20	0.00	47,008.23	10,126.94	4,415.84	61,551.01
0000325365	DIVISION DISPATCHER	60,632.00	60,632.00	0.00	60,637.09	607.07	0.00	61,244.16
0000304976	MAINTENANCE PLANNER FACILITIES	53,622.40	62,400.00	8,777.60	57,924.04	3,788.85	5,140.66	66,853.55
0000338612	SUPV LIGHT RAIL MAINT	58,489.60	60,756.80	2,267.20	59,289.47	9,958.90	2,336.80	71,585.17
0000322928	*JOURNEYMAN ET-HVAC	57,324.80	57,324.80	0.00	58,187.82	4,237.35	225.00	62,650.17
0000332725	MAINTENANCE PLANNER-RAIL	68,411.20	68,411.20	0.00	48,551.40	191.58	7,717.31	56,460.29

**METROPOLITAN ATLANTA RAPID TRANSIT AUTHORITY (MARTA)**  
**MARTOC REPORT**

EE NUMBER	TITLE	FY 22 BASE SALARY	FY 23 BASE SALARY	DIFFERENCE +/-	REGULAR EARNINGS	OVERTIME EARNINGS	OTHER EARNINGS	TOTAL EARNINGS
0000302702	(DATE LAST EMPLOYED 08-Mar-2023) *REVENUE AGENT	52,395.20	52,395.20	0.00	55,619.15	14,452.84	0.00	70,071.99
0000324540	STRUCTURAL ENGINEER VI	105,898.26	109,568.94	3,670.68	106,493.25	0.00	6,097.03	112,590.28
0000343522	*BUS OPERATOR	44,532.80	48,380.80	3,848.00	44,071.75	5,556.43	2,259.38	51,887.56
0000348032	INFORMATION SYS ANALYST III	90,000.04	90,000.04	0.00	90,000.30	0.00	0.00	90,000.30
0000343972	*JOURNEYMAN RAIL CAR MECHANIC	54,142.40	49,732.80	-4,409.60	59,085.51	28,214.62	225.00	87,525.13
0000348329	TRANSIT POLICE OFFICER	46,904.00	48,776.00	1,872.00	41,574.50	14,557.99	9,239.30	65,371.79
0000346159	(DATE LAST EMPLOYED 01-May-2023) SUPT BUS TRANSPORTATION	40,705.60	75,628.28	34,922.68	63,683.73	5,406.35	4,317.82	73,407.90
0000337715	CONTRACT EMP PT POLICE OFFICER	0.00	0.00	0.00	39,556.65	0.00	0.00	39,556.65
0000347774	*BUS OPERATOR	36,899.20	36,899.20	0.00	25,527.91	9,491.32	0.00	35,019.23
0000328854	(DATE LAST EMPLOYED 17-Mar-2023) SUPV REDUCED FARE ELIGIBILITY	49,998.00	65,857.48	15,859.48	64,071.53	0.00	759.90	64,831.43
0000335553	*BUS OPERATOR	52,187.20	52,187.20	0.00	49,717.88	10,648.55	4,164.96	64,531.39
0000315625	FIELD INSPECTOR II	72,891.00	72,891.00	0.00	75,805.19	15,439.47	0.00	91,244.66
0000340601	*SERVICEPERSON I	38,272.00	39,956.80	1,684.80	40,512.72	2,384.43	307.36	43,204.51
0000348001	SUPV STATION CARE	60,756.80	60,756.80	0.00	52,949.83	17,636.17	1,304.52	71,890.52
0000348232	(DATE LAST EMPLOYED 30-Apr-2023) SR ENTERPRISE SECUR ENGINEER	105,999.14	105,999.14	0.00	105,999.26	0.00	0.00	105,999.26
0000350148	*JOURNEYMAN BUS TECHNICIAN	49,732.80	49,732.80	0.00	23,351.99	14,166.72	0.00	37,518.71
0000344085	PROJECT ENGINEER	62,368.80	62,368.80	0.00	62,368.35	0.00	10,125.50	72,493.85
0000342605	*BUS OPERATOR	48,380.80	52,187.20	3,806.40	47,291.51	6,672.40	3,393.37	57,357.28
0000320109	*JOURNEYMAN RAIL CAR MECHANIC	57,324.80	57,324.80	0.00	59,146.64	3,007.51	225.00	62,379.15
0000304470	APARC SYS AMBASSADOR	37,264.50	37,264.50	0.00	28,932.64	2,673.05	0.00	31,605.69
0000346201	TRANSIT POLICE OFFICER	52,728.00	54,870.40	2,142.40	51,217.41	20,992.74	3,482.16	75,692.31
0000348139	ENVIRO HEALTH SAFETY COORD III	80,570.88	92,629.42	12,058.54	84,281.53	0.00	0.00	84,281.53
0000348447	REDUCED FARE REPRESENTATIVE	40,423.50	36,952.50	-3,471.00	37,576.67	447.75	0.00	38,024.42
0000343388	RESIDENT ENGINEER	81,411.72	95,820.66	14,408.94	90,280.45	0.00	2,211.25	92,491.70
0000302453	SUPV RAIL LINE	69,056.00	69,056.00	0.00	70,063.68	6,122.05	3,984.00	80,169.73
0000337365	TRANSIT POLICE OFFICER	61,713.60	64,168.00	2,454.40	14,809.37	68,467.34	50,559.75	133,836.46
0000334413	*STATION AGENT	46,675.20	46,675.20	0.00	24,261.52	269.28	1,795.20	26,326.00
0000321614	(DATE LAST EMPLOYED 30-Jan-2023) *RAIL OPERATOR	52,187.20	52,187.20	0.00	50,254.22	5,168.90	1,739.49	57,162.61
0000338981	*BUS OPERATOR	52,187.20	52,187.20	0.00	54,704.79	7,122.21	0.00	61,827.00
0000326724	*JOURNEYMAN ET-TRAIN CONTROL	57,324.80	57,324.80	0.00	62,528.52	20,204.96	225.00	82,958.48
0000303459	*BUS OPERATOR	52,707.20	52,707.20	0.00	45,660.88	15,287.30	2,838.09	63,786.27
0000339242	RAIL SERVICES CONTROLLER	47,569.60	73,382.40	25,812.80	69,518.22	4,058.28	5,069.22	78,645.72
0000327698	TRANSIT POLICE CORPORAL	66,726.40	72,196.80	5,470.40	72,935.65	35,020.07	12,778.45	120,734.17
0000302270	MGR RAIL SAFETY OPERATIONS	114,968.88	136,012.76	21,043.88	134,015.91	0.00	15,345.04	149,360.95

METROPOLITAN ATLANTA RAPID TRANSIT AUTHORITY (MARTA)  
MARTOC REPORT

EE NUMBER	TITLE	FY 22 BASE SALARY	FY 23 BASE SALARY	DIFFERENCE +/-	REGULAR EARNINGS	OVERTIME EARNINGS	OTHER EARNINGS	TOTAL EARNINGS
0000320588	*RAIL STATION CLEANER (DATE LAST EMPLOYED 02-Jul-2023)	35,672.00	35,672.00	0.00	38,088.70	5,968.20	0.00	44,056.90
0000343093	TRANSIT POLICE OFFICER	48,776.00	50,731.20	1,955.20	43,964.98	19,701.43	10,738.55	74,404.96
0000346499	FIELD DATA COLLECTION SPEC	42,471.00	42,471.00	0.00	41,916.06	833.09	0.00	42,749.15
0000341965	CHF ADMINISTRATIVE OFFICER	270,318.10	270,318.10	0.00	283,813.71	0.00	0.00	283,813.71
0000348083	*BUS OPERATOR	36,899.20	36,899.20	0.00	39,784.84	23,843.76	0.00	63,628.60
0000347211	*JOURNEYMAN BUS TECHNICIAN	49,732.80	53,352.00	3,619.20	54,119.78	17,584.19	225.00	71,928.97
0000327574	TRANSIT POLICE OFFICER	66,726.40	69,409.60	2,683.20	66,401.00	33,205.07	5,672.90	105,278.97
0000304126	SUPV BUS MAINTENANCE	73,382.40	73,382.40	0.00	78,174.32	54,690.16	1,411.20	134,275.68
0000344595	*SERVICEPERSON I	36,212.80	39,956.80	3,744.00	38,876.30	7,037.02	0.00	45,913.32
0000348742	*JOURNEYMAN BUS TECHNICIAN	49,732.80	49,732.80	0.00	29,394.90	860.80	0.00	30,255.70
0000305589	*BUS OPERATOR	52,707.20	52,707.20	0.00	55,237.06	19,542.93	0.00	74,779.99
0000341066	*JOURNEYMAN ELEC POWER ELECT	57,324.80	57,324.80	0.00	71,492.32	38,704.61	225.00	110,421.93
0000350266	DISPATCHER RADIO COMMUNICATION	57,116.80	57,116.80	0.00	25,886.32	2,866.64	0.00	28,752.96
0000302219	TRANSIT SYS PLNG PRGM ANALYST	93,493.40	93,493.40	0.00	70,903.90	0.00	22,591.35	93,495.25
0000304442	*JOURNEYMAN BUS TECHNICIAN	56,971.20	56,971.20	0.00	62,059.35	31,358.18	225.00	93,642.53
0000334602	*JOURNEYMAN TRACK MAINTAINER	57,324.80	57,324.80	0.00	53,101.41	4,681.77	1,991.21	59,774.39
0000302538	*JOURNEYMAN ET-RADIO MAINT	57,844.80	57,844.80	0.00	61,273.55	54,952.60	225.00	116,451.15
0000308787	*JOURNEYMAN ET-RAIL CAR MAINT	57,844.80	57,844.80	0.00	59,194.68	93.86	225.00	59,513.54
0000342082	DIR REAL ESTATE	134,971.98	134,971.98	0.00	134,973.58	0.00	0.00	134,973.58
0000349900	*BUS OPERATOR	36,899.20	36,899.20	0.00	21,743.15	2,251.77	0.00	23,994.92
0000302549	LABOR RELATIONS SPECIALIST	70,599.36	80,215.46	9,616.10	78,736.59	0.00	9,872.69	88,609.28
0000347553	ENVIRO HEALTH SAFETY COORD III	83,793.84	92,629.42	8,835.58	86,851.59	0.00	0.00	86,851.59
0000322721	*RAIL STATION CLEANER	35,672.00	35,672.00	0.00	37,454.00	48,208.65	137.20	85,799.85
0000303722	PLANNER TRACK & STRUCTURES	66,081.60	66,081.60	0.00	67,297.84	12,209.39	616.80	80,124.03
0000303203	SUPV BUS TRANSPORTATION	64,334.40	64,334.40	0.00	61,656.70	940.65	7,405.00	70,002.35
0000327977	FOREMAN BUILDINGS SUPP EQUIP	69,118.40	69,118.40	0.00	70,548.02	8,921.62	575.88	80,045.52
0000321546	INSTRUCTOR RAIL OPERATIONS	74,838.40	85,092.80	10,254.40	82,067.24	63,974.96	8,216.77	154,258.97
0000342208	*RAIL OPERATOR	48,380.80	52,187.20	3,806.40	49,988.78	13,388.13	2,649.04	66,025.95
0000302177	*BUS OPERATOR	52,707.20	52,707.20	0.00	55,316.54	11,565.80	0.00	66,882.34
0000347293	*BUS OPERATOR	36,899.20	40,705.60	3,806.40	40,941.65	21,054.39	0.00	61,996.04
0000335993	*BUS OPERATOR	52,187.20	52,187.20	0.00	47,286.99	3,024.79	3,624.26	53,936.04
0000338172	GRANT PROGRAM ANALYST	107,207.88	116,223.12	9,015.24	110,329.46	0.00	0.00	110,329.46
0000304882	*SERVICEPERSON I (A)	41,059.20	41,059.20	0.00	40,971.80	325.71	197.40	41,494.91
0000325680	*JOURNEYMAN ET-TRAIN CONTROL	57,324.80	57,324.80	0.00	55,853.88	18,458.33	225.00	74,537.21

## MARTOC REPORT

EE NUMBER	TITLE	FY 22	FY 23	DIFFERENCE	REGULAR	OVERTIME	OTHER	TOTAL
		BASE SALARY	BASE SALARY	+/-	EARNINGS	EARNINGS	EARNINGS	EARNINGS
0000346489	SUPV STATION CARE	62,587.20	62,587.20	0.00	63,526.06	24,359.37	0.00	87,885.43
0000312100	*PT BUS OPERATOR	0.00	0.00	0.00	20,665.09	0.00	0.00	20,665.09
0000323695	*BUS OPERATOR	52,187.20	52,187.20	0.00	54,102.87	22,675.66	0.00	76,778.53
0000347773	*SERVICEPERSON I	36,212.80	38,272.00	2,059.20	36,706.89	82.80	0.00	36,789.69
0000345658	*JOURNEYMAN ET-TRAIN CONTROL	54,308.80	57,324.80	3,016.00	59,007.52	24,205.60	225.00	83,438.12
0000337483	*RAIL STATION CLEANER	35,672.00	35,672.00	0.00	37,882.80	5,087.12	0.00	42,969.92
0000330160	*RAIL OPERATOR	52,187.20	52,187.20	0.00	43,864.49	6,933.58	0.00	50,798.07
0000344339	*BUS OPERATOR	44,532.80	48,380.80	3,848.00	18,906.99	2,906.44	0.00	21,813.43
0000349060	*BUS OPERATOR (DATE LAST EMPLOYED 06-Jun-2023)	36,899.20	36,899.20	0.00	31,213.77	5,318.62	0.00	36,532.39
0000341695	*BUS OPERATOR	48,380.80	52,187.20	3,806.40	53,341.79	12,281.16	0.00	65,622.95
0000302160	MGR RADIO AFC GATE SYSTEMS	119,153.06	119,153.06	0.00	119,153.08	0.00	4,582.81	123,735.89
0000303822	TRANSIT POLICE SERGEANT	79,539.20	79,539.20	0.00	83,424.32	11,293.00	1,912.00	96,629.32
0000319497	*SERVICEPERSON IV	42,702.40	42,702.40	0.00	40,453.06	25,021.00	3,449.04	68,923.10
0000346028	*JOURNEYMAN AA BUS TECHNICIAN	55,348.80	55,536.00	187.20	58,869.88	32,465.77	225.00	91,560.65
0000302323	TRANSIT POLICE MAJOR	96,865.60	116,143.04	19,277.44	113,604.28	4,504.72	9,842.70	127,951.70
0000304340	*BUS OPERATOR (DATE LAST EMPLOYED 01-Jan-2023)	52,707.20	52,707.20	0.00	28,422.15	1,617.35	0.00	30,039.50
0000303397	SUPV BUS MAINTENANCE	60,777.60	60,777.60	0.00	61,697.24	13,690.36	13,149.00	88,536.60
0000322234	INSTRUCTOR BUS TECHNICAL	67,059.20	76,856.00	9,796.80	70,080.51	12,837.02	8,114.40	91,031.93
0000348328	TRANSIT POLICE OFFICER	46,904.00	50,731.20	3,827.20	51,462.43	3,546.51	0.00	55,008.94
0000341881	*BUS OPERATOR	48,380.80	52,187.20	3,806.40	45,476.00	5,439.78	2,021.39	52,937.17
0000345484	*BUS OPERATOR	40,705.60	44,532.80	3,827.20	34,666.43	9,388.40	1,488.90	45,543.73
0000348848	*SERVICEPERSON IV	40,539.20	40,539.20	0.00	34,911.30	5,198.59	0.00	40,109.89
0000302930	*JOURNEYMAN ET-RADIO MAINT	57,844.80	57,844.80	0.00	67,337.64	67,057.07	225.00	134,619.71
0000340573	*BUS OPERATOR	48,380.80	52,187.20	3,806.40	52,423.70	7,936.90	200.72	60,561.32
0000348618	*SERVICEPERSON IV	40,539.20	40,539.20	0.00	36,063.47	2,365.62	0.00	38,429.09
0000349730	*STATION AGENT	39,104.00	39,104.00	0.00	20,445.00	0.00	0.00	20,445.00
0000305596	SAFETY OPERATIONAL OFFICER	78,331.50	78,331.50	0.00	78,442.08	5,141.76	4,494.23	88,078.07
0000342817	SUPV CAR REPAIR INSPECTION	64,480.00	64,480.00	0.00	65,469.67	7,643.84	2,480.00	75,593.51
0000346472	*BUS OPERATOR	36,899.20	40,705.60	3,806.40	41,949.93	10,490.85	0.00	52,440.78
0000305284	*JOURNEYMAN ET-RAIL CAR MAINT	57,844.80	57,844.80	0.00	60,175.22	7,925.85	225.00	68,326.07
0000330393	INSTRUCTOR ELECTRICAL POWER	70,449.60	78,915.20	8,465.60	75,993.10	67,535.22	1,517.60	145,045.92
0000313261	CONTRACT PROFESSIONAL DISPATCH	0.00	0.00	0.00	67,925.39	5,689.33	0.00	73,614.72
0000350243	*BUS OPERATOR	36,899.20	36,899.20	0.00	19,953.72	6,777.90	0.00	26,731.62
0000349951	*SERVICEPERSON IV	38,521.60	38,521.60	0.00	22,386.05	5,187.95	0.00	27,574.00
0000337364	TRANSIT POLICE OFFICER	61,713.60	64,168.00	2,454.40	61,834.86	6,205.28	740.40	68,780.54



**METROPOLITAN ATLANTA RAPID TRANSIT AUTHORITY (MARTA)**  
**MARTOC REPORT**

EE NUMBER	TITLE	FY 22 BASE SALARY	FY 23 BASE SALARY	DIFFERENCE +/-	REGULAR EARNINGS	OVERTIME EARNINGS	OTHER EARNINGS	TOTAL EARNINGS
0000322432	*JOURNEYMAN BODY REPAIR	57,324.80	57,324.80	0.00	57,750.57	165.36	225.00	58,140.93
0000322811	*BUS OPERATOR	52,187.20	52,187.20	0.00	54,589.63	13,941.22	2,046.85	70,577.70
0000340140	*SERVICEPERSON I (DATE LAST EMPLOYED 13-Jul-2023)	39,956.80	39,956.80	0.00	37,370.25	2,658.21	0.00	40,028.46
0000302337	*JOURNEYMAN AUTOMOTIVE TECH	57,844.80	57,844.80	0.00	62,970.13	70,446.33	225.00	133,641.46
0000337433	*BUS OPERATOR	52,187.20	52,187.20	0.00	44,545.69	3,268.27	1,204.32	49,018.28
0000317676	EQUITY ADMINISTRATOR	86,832.72	86,832.72	0.00	86,832.72	0.00	2,671.78	89,504.50
0000339279	TRANSIT POLICE OFFICER SPECIAL	61,713.60	64,168.00	2,454.40	69,393.72	20,440.91	4,010.50	93,845.13
0000303865	PARKING SERVICES CASHIER PT	0.00	0.00	0.00	30,458.73	1,391.54	618.45	32,468.72
0000333592	*BUS OPERATOR	52,187.20	52,187.20	0.00	57,976.41	28,458.59	0.00	86,435.00
0000338975	*BUS OPERATOR	52,187.20	52,187.20	0.00	50,354.67	18,449.94	4,415.85	73,220.46
0000347578	*JOURNEYMAN BUS TECHNICIAN (DATE LAST EMPLOYED 17-Jan-2023)	49,732.80	49,732.80	0.00	25,784.93	762.16	225.00	26,772.09
0000343597	*BUS OPERATOR	44,532.80	48,380.80	3,848.00	50,307.82	15,214.12	0.00	65,521.94
0000306420	*PT BUS OPERATOR	0.00	0.00	0.00	20,587.31	0.00	0.00	20,587.31
0000340735	*LIGHT RAIL OPERATOR	48,380.80	52,187.20	3,806.40	54,042.99	8,199.60	2,007.20	64,249.79
0000333475	*JOURNEYMAN RAIL CAR MECHANIC	49,732.80	57,324.80	7,592.00	60,307.66	7,182.83	225.00	67,715.49
0000335992	*BUS OPERATOR	52,187.20	52,187.20	0.00	50,946.58	8,959.50	3,612.96	63,519.04
0000327899	*BUS OPERATOR (DATE LAST EMPLOYED 20-Feb-2023)	52,187.20	52,187.20	0.00	42,922.67	18,323.46	0.00	61,246.13
0000349608	*BUS OPERATOR	36,899.20	36,899.20	0.00	26,522.15	1,286.91	0.00	27,809.06
0000341470	*BUS OPERATOR (DATE LAST EMPLOYED 02-Jan-2023)	48,380.80	48,380.80	0.00	18,427.17	1,849.20	0.00	20,276.37
0000346178	*JOURNEYMAN LIGHT RAIL TECH	52,811.20	49,732.80	-3,078.40	52,939.37	16,731.18	225.00	69,895.55
0000341959	SUPV CAR REPAIR INSPECTION	49,732.80	62,587.20	12,854.40	57,667.62	15,261.61	225.00	73,154.23
0000327019	COST ANALYST	76,593.92	83,349.50	6,755.58	75,719.28	0.00	9,080.48	84,799.76
0000339388	DIVISION DISPATCHER	58,281.60	58,281.60	0.00	42,777.92	0.00	1,450.48	44,228.40
0000340583	*SERVICEPERSON I	39,956.80	39,956.80	0.00	41,437.96	4,927.39	0.00	46,365.35
0000346429	TRANSIT POLICE OFFICER (DATE LAST EMPLOYED 02-May-2023)	46,800.00	48,776.00	1,976.00	34,149.01	18,625.03	12,256.70	65,030.74
0000347851	PROTECTIVE SPEC POLICE CADET	41,600.00	41,600.00	0.00	46,440.00	940.00	160.00	47,540.00
0000315309	*SERVICEPERSON I	39,956.80	40,476.80	520.00	40,781.52	2,380.34	0.00	43,161.86
0000343693	*BUS OPERATOR	47,132.80	48,380.80	1,248.00	50,326.00	23,422.81	0.00	73,748.81
0000339202	*BUS OPERATOR (DATE LAST EMPLOYED 23-Sep-2022)	52,187.20	52,187.20	0.00	16,952.58	3,971.30	0.00	20,923.88
0000332987	*BUS OPERATOR	52,187.20	52,187.20	0.00	43,253.76	1,622.91	3,412.24	48,288.91
0000334292	*RAIL OPERATOR	52,187.20	52,187.20	0.00	37,201.47	5,841.01	2,559.19	45,601.67
0000343096	*BUS OPERATOR	39,104.00	48,380.80	9,276.80	44,079.02	7,701.71	2,822.14	54,602.87
0000302418	DISPATCHER-RAIL TRANSPORTATION	65,624.00	65,624.00	0.00	65,635.50	1,212.65	2,271.60	69,119.75
0000349613	*BUS OPERATOR	36,899.20	36,899.20	0.00	27,034.63	14,852.70	0.00	41,887.33

**METROPOLITAN ATLANTA RAPID TRANSIT AUTHORITY (MARTA)**  
**MARTOC REPORT**

EE NUMBER	TITLE	FY 22 BASE SALARY	FY 23 BASE SALARY	DIFFERENCE +/-	REGULAR EARNINGS	OVERTIME EARNINGS	OTHER EARNINGS	TOTAL EARNINGS
0000304953	*STATION AGENT	47,195.20	47,195.20	0.00	46,785.77	9,802.16	0.00	56,587.93
0000330970	*BUS OPERATOR	52,187.20	52,187.20	0.00	45,649.95	10,450.20	0.00	56,100.15
0000345976	*SERVICEPERSON IV	38,521.60	42,702.40	4,180.80	41,278.18	11,455.99	0.00	52,734.17
0000302946	*BUS OPERATOR	52,707.20	52,707.20	0.00	56,264.88	13,898.10	0.00	70,162.98
0000321991	HR INFO SYSTEMS SPEC II	57,155.02	62,870.34	5,715.32	61,069.05	0.00	483.62	61,552.67
0000305602	*BUS OPERATOR (DATE LAST EMPLOYED 01-Apr-2023)	52,707.20	52,707.20	0.00	41,108.50	8,765.15	608.16	50,481.81
0000347287	ENVIRO HEALTH SAFETY COORD III	96,356.26	96,356.26	0.00	96,356.27	0.00	0.00	96,356.27
0000344250	*SERVICEPERSON IV	40,539.20	42,702.40	2,163.20	35,796.76	4,343.50	0.00	40,140.26
0000330765	*JOURNEYMAN TRACK MAINTAINER	54,308.80	57,324.80	3,016.00	26,008.05	5,497.02	844.96	32,350.03
0000332950	TRANSIT POLICE SERGEANT (DATE LAST EMPLOYED 04-Apr-2023)	79,539.20	79,539.20	0.00	64,079.64	10,636.32	5,557.36	80,273.32
0000302394	SR DIR OPS PLANNING & CONTROL	199,614.48	199,614.48	0.00	199,615.71	0.00	7,677.48	207,293.19
0000343829	*BUS OPERATOR	44,532.80	48,380.80	3,848.00	21,465.95	2,077.43	0.00	23,543.38
0000305478	SUPV BUS SCHEDULING	71,763.64	91,000.00	19,236.36	80,062.83	0.00	11,043.58	91,106.41
0000333960	*JOURNEYMAN PAINTER	57,324.80	57,324.80	0.00	59,485.48	22,923.06	225.00	82,633.54
0000329974	*JOURNEYMAN RAIL CAR MECHANIC	49,732.80	57,324.80	7,592.00	34,205.14	127.52	225.00	34,557.66
0000350225	EMERGENCY PREP UNIT COORD	75,000.12	75,000.12	0.00	37,500.09	0.00	1,538.47	39,038.56
0000302427	RECORDS CENTER SPECIALIST SR	48,555.00	48,555.00	0.00	48,555.00	0.00	4,980.00	53,535.00
0000347400	SUPV BUS MAINTENANCE	58,988.80	58,988.80	0.00	59,323.05	7,073.42	0.00	66,396.47
0000333572	*BUS OPERATOR	52,187.20	52,187.20	0.00	25,166.07	238.62	0.00	25,404.69
0000345643	SR EXECUTIVE ADMINISTRATOR	79,992.64	84,798.22	4,805.58	82,211.63	0.00	4,348.64	86,560.27
0000302695	*BUS OPERATOR	52,707.20	52,707.20	0.00	56,648.98	31,267.17	0.00	87,916.15
0000329359	*JOURNEYMAN RAIL CAR MECHANIC	57,324.80	57,324.80	0.00	54,267.41	0.00	3,807.80	58,075.21
0000303718	MGR TRAIN CONTROL	97,388.98	97,388.98	0.00	97,387.71	0.00	14,982.96	112,370.67
0000320242	*RAIL OPERATOR	52,187.20	52,187.20	0.00	52,084.94	16,533.57	3,010.80	71,629.31
0000347060	PROTECTIVE SPEC POLICE CADET	44,137.60	44,137.60	0.00	26,671.90	30,548.82	21,070.50	78,291.22
0000321626	TRANSIT POLICE OFFICER	66,726.40	69,409.60	2,683.20	2,050.97	20,956.38	22,284.44	45,291.79
0000347876	PARALEGAL	72,169.50	72,169.50	0.00	72,189.00	868.81	2,775.75	75,833.56
0000342207	*BUS OPERATOR	48,380.80	48,380.80	0.00	43,984.91	14,503.88	1,860.81	60,349.60
0000335566	*JOURNEYMAN ET-RAIL CAR MAINT	49,732.80	57,324.80	7,592.00	55,668.06	6,128.67	2,870.76	64,667.49
0000346503	PRINCIPAL PLANNER/PROJ SCHED	96,780.84	96,780.84	0.00	96,781.99	0.00	0.00	96,781.99
0000348422	*CUSTODIAN LIGHT RAIL OPS	30,180.80	32,032.00	1,851.20	31,727.95	5,748.29	0.00	37,476.24
0000303179	PARKING SERVICES CASHIER PT	0.00	0.00	0.00	30,803.28	3,631.26	0.00	34,434.54
0000335878	SVC DESK SUPPORT AGENT	45,656.00	47,502.00	1,846.00	46,514.22	763.90	1,827.00	49,105.12
0000341544	BENEFITS ANALYST II (DATE LAST EMPLOYED 28-Jul-2023)	62,307.44	67,500.16	5,192.72	62,087.51	0.00	1,589.59	63,677.10

## MARTOC REPORT

EE NUMBER	TITLE	FY 22	FY 23	DIFFERENCE	REGULAR	OVERTIME	OTHER	TOTAL
		BASE SALARY	BASE SALARY	+/-	EARNINGS	EARNINGS	EARNINGS	EARNINGS
0000345032	*JOURNEYMAN BUS TECHNICIAN (DATE LAST EMPLOYED 23-Feb-2023)	49,732.80	49,732.80	0.00	22,743.86	6,366.07	0.00	29,109.93
0000318006	*MATERIAL CONTROLLER	48,921.60	49,940.80	1,019.20	47,505.28	4,817.96	2,473.52	54,796.76
0000350509	MGR CRIMINAL JUSTICE COMM/RECD	95,000.10	95,000.10	0.00	36,538.55	0.00	0.00	36,538.55
0000308143	CONTRACT PROFESSIONAL	0.00	0.00	0.00	53,630.70	1,852.35	0.00	55,483.05
0000332301	SAFETY OPERATIONAL OFFICER	69,118.40	80,632.50	11,514.10	75,318.37	381.02	6,616.00	82,315.39
0000334025	*RAIL OPERATOR	52,187.20	52,187.20	0.00	59,299.62	68,342.34	0.00	127,641.96
0000303480	*MATERIAL CONTROLLER	53,705.60	53,705.60	0.00	51,470.57	0.00	1,859.04	53,329.61
0000337167	TRANSIT POLICE DETECTIVE	61,713.60	64,168.00	2,454.40	68,594.73	36,233.71	10,304.50	115,132.94
0000334779	*RAIL OPERATOR	48,380.80	52,187.20	3,806.40	52,892.62	11,156.80	1,860.80	65,910.22
0000303505	*JOURNEYMAN AA BUS TECHNICIAN	57,844.80	57,844.80	0.00	56,390.92	10,668.69	450.00	67,509.61
0000331770	DEPUTY CHIEF OF POLICE (DATE LAST EMPLOYED 01-Apr-2023)	146,552.38	146,552.38	0.00	107,369.63	0.00	58,057.39	165,427.02
0000306172	*JOURNEYMAN AA BUS TECHNICIAN	57,844.80	57,844.80	0.00	60,204.65	15,759.44	225.00	76,189.09
0000320368	SUPV STATION CARE	64,480.00	64,480.00	0.00	67,108.35	7,002.42	1,736.00	75,846.77
0000340922	*JOURNEYMAN ET-RADIO MAINT	57,324.80	57,324.80	0.00	60,563.26	77,357.52	225.00	138,145.78
0000304361	*BUS OPERATOR	52,707.20	52,707.20	0.00	50,111.66	14,491.80	5,389.06	69,992.52
0000333584	*JOURNEYMAN ET-RADIO MAINT	57,324.80	57,324.80	0.00	47,997.51	0.00	1,933.72	49,931.23
0000322975	*JOURNEYMAN ET-RADIO MAINT	57,324.80	57,324.80	0.00	59,366.01	11,151.53	2,429.80	72,947.34
0000348216	*BUS OPERATOR	36,899.20	36,899.20	0.00	39,202.65	8,169.37	0.00	47,372.02
0000306405	*JOURNEYMAN BODY REPAIR (DATE LAST EMPLOYED 01-Sep-2022)	57,844.80	57,844.80	0.00	26,617.45	1,845.89	225.00	28,688.34
0000345753	*BUS OPERATOR	40,705.60	44,532.80	3,827.20	44,135.63	12,119.82	1,198.96	57,454.41
0000306342	*JOURNEYMAN ET-RAIL CAR MAINT	57,844.80	57,844.80	0.00	65,486.93	14,235.28	1,337.40	81,059.61
0000347356	MGR BUILDINGS & SUPPORT EQUIP (DATE LAST EMPLOYED 07-Sep-2022)	85,527.00	85,527.00	0.00	19,079.10	0.00	2,385.55	21,464.65
0000304029	SUPV BUS TRANSPORTATION	68,931.20	68,931.20	0.00	69,880.21	11,485.20	11,599.00	92,964.41
0000342132	*SERVICEPERSON I	36,212.80	39,956.80	3,744.00	37,809.37	293.41	736.00	38,838.78
0000344061	*PT BUS OPERATOR	0.00	0.00	0.00	20,788.59	0.00	0.00	20,788.59
0000344425	MGR AUTOMATED PKG & REV CTRL	102,483.42	102,483.42	0.00	102,486.38	0.00	0.00	102,486.38
0000323749	SUPV BUS TRANSPORTATION	68,265.60	68,265.60	0.00	70,220.10	26,927.10	5,393.32	102,540.52
0000348592	PROTECTIVE SPEC POLICE CADET	41,600.00	41,600.00	0.00	47,940.00	4,629.00	0.00	52,569.00
0000333337	TRANSIT POLICE OFFICER	66,726.40	69,409.60	2,683.20	69,217.41	43,070.90	11,708.32	123,996.63
0000339064	*BUS OPERATOR	52,187.20	52,187.20	0.00	55,461.70	20,501.40	0.00	75,963.10
0000348679	*BUS OPERATOR (DATE LAST EMPLOYED 04-Apr-2023)	36,899.20	36,899.20	0.00	25,019.64	2,867.82	0.00	27,887.46
0000306207	RAIL SERVICES CONTROLLER (DATE LAST EMPLOYED 01-Jun-2023)	95,596.80	95,596.80	0.00	84,669.05	10,881.82	11,122.32	106,673.19
0000302368	SUPV CAR REPAIR INSPECTION	66,393.60	66,393.60	0.00	50,961.86	3,041.69	4,213.44	58,216.99
0000347297	MGR IT PROJECT MGMT	130,000.26	130,000.26	0.00	129,502.65	0.00	10,500.03	140,002.68

**METROPOLITAN ATLANTA RAPID TRANSIT AUTHORITY (MARTA)**  
**MARTOC REPORT**

EE NUMBER	TITLE	FY 22	FY 23	DIFFERENCE +/-	REGULAR EARNINGS	OVERTIME EARNINGS	OTHER EARNINGS	TOTAL EARNINGS
		BASE SALARY	BASE SALARY					
0000339300	DIR IT STRATEGY & INNOVATION	139,482.20	166,389.08	26,906.88	162,838.10	0.00	0.00	162,838.10
0000347683	*SERVICEPERSON I	36,212.80	38,272.00	2,059.20	38,335.73	4,004.53	0.00	42,340.26
0000315408	*SERVICEPERSON IV	42,702.40	43,222.40	520.00	43,725.29	4,290.96	164.24	48,180.49
0000347418	*JOURNEYMAN BUS TECHNICIAN	49,732.80	52,811.20	3,078.40	52,926.11	3,619.49	225.00	56,770.60
0000349306	*BUS OPERATOR (DATE LAST EMPLOYED 12-Apr-2023)	36,899.20	36,899.20	0.00	19,208.54	1,409.83	0.00	20,618.37
0000305539	*JOURNEYMAN RAIL CAR MECHANIC	57,844.80	57,844.80	0.00	57,974.53	0.00	3,284.10	61,258.63
0000303468	*BUS OPERATOR	52,707.20	52,707.20	0.00	53,641.85	8,127.74	2,838.08	64,607.67
0000305671	*JOURNEYMAN TRACK MECHANIC	57,844.80	57,844.80	0.00	59,021.13	21,754.45	2,171.70	82,947.28
0000334781	*BUS OPERATOR	48,380.80	52,187.20	3,806.40	47,345.47	10,516.38	4,382.32	62,244.17
0000338608	*JOURNEYMAN AA BUS TECHNICIAN	57,324.80	57,324.80	0.00	58,646.92	9,766.61	225.00	68,638.53
0000318796	*BUS OPERATOR	52,187.20	52,187.20	0.00	57,968.11	33,707.93	0.00	91,676.04
0000318196	*BUS OPERATOR (DATE LAST EMPLOYED 01-Feb-2023)	52,187.20	52,187.20	0.00	31,046.93	7,424.28	0.00	38,471.21
0000335474	FIELD DATA COLLECTION SPEC	38,142.00	43,329.00	5,187.00	36,448.93	219.63	2,049.53	38,718.09
0000322743	SUPV STATION CARE	61,339.20	61,339.20	0.00	60,338.88	10,068.50	10,881.81	81,289.19
0000306279	*JOURNEYMAN ET-RAIL CAR MAINT	57,844.80	57,844.80	0.00	56,782.40	8,916.59	5,119.56	70,818.55
0000326723	*JOURNEYMAN ELEC POWER ELECT	57,324.80	57,324.80	0.00	61,674.16	34,188.19	225.00	96,087.35
0000326274	RAIL SERVICES CONTROLLER	84,739.20	84,739.20	0.00	88,075.49	28,237.23	4,427.22	120,739.94
0000347417	*JOURNEYMAN BUS TECHNICIAN	49,732.80	52,811.20	3,078.40	39,367.94	1,549.22	225.00	41,142.16
0000335755	*BUS OPERATOR (DATE LAST EMPLOYED 25-Jan-2023)	52,187.20	52,187.20	0.00	42,635.75	14,718.75	200.72	57,555.22
0000348535	*BUS OPERATOR (DATE LAST EMPLOYED 19-Jul-2023)	36,899.20	36,899.20	0.00	29,605.84	3,809.28	0.00	33,415.12
0000345489	QA ENGINEER	100,589.84	100,589.84	0.00	100,588.92	0.00	1,934.42	102,523.34
0000321635	SAFETY OPERATIONAL OFFICER	68,848.00	80,632.50	11,784.50	76,464.82	4,894.48	1,302.16	82,661.46
0000349506	DIR MARKETING AND SALES	125,757.32	125,757.32	0.00	70,221.64	0.00	0.00	70,221.64
0000330844	MGR CONTRACTS	106,610.66	107,973.06	1,362.40	107,803.70	0.00	0.00	107,803.70
0000343524	*RAIL OPERATOR	44,532.80	48,380.80	3,848.00	46,398.42	32,854.62	4,146.65	83,399.69
0000344670	*BUS OPERATOR	44,532.80	48,380.80	3,848.00	36,175.80	6,427.43	0.00	42,603.23
0000302744	GEN SUPT BUS MAINT	96,301.40	96,301.40	0.00	95,190.82	0.00	11,976.94	107,167.76
0000344900	*JOURNEYMAN BUS TECHNICIAN	53,352.00	54,308.80	956.80	55,465.99	1,722.27	433.24	57,621.50
0000327408	STRUCTURAL ENGINEER VI (DATE LAST EMPLOYED 30-Dec-2022)	105,484.34	105,484.34	0.00	58,421.52	0.00	1,066.75	59,488.27
0000320033	*JOURNEYMAN ET-RAIL CAR MAINT	57,324.80	57,324.80	0.00	58,916.79	82.68	225.00	59,224.47
0000343518	PROJECT MANAGER II (DATE LAST EMPLOYED 16-Jun-2023)	114,232.82	114,232.82	0.00	112,037.36	0.00	0.00	112,037.36
0000346487	CIIT-POLICE DISPATCHER	45,177.60	52,062.40	6,884.80	53,315.20	26,405.18	2,270.48	81,990.86
0000319667	*BUS OPERATOR	52,187.20	52,187.20	0.00	54,535.14	22,751.18	0.00	77,286.32
0000316073	TRANSIT POLICE MAJOR	120,180.84	120,180.84	0.00	123,540.86	0.00	8,369.53	131,910.39

**METROPOLITAN ATLANTA RAPID TRANSIT AUTHORITY (MARTA)**  
**MARTOC REPORT**

EE NUMBER	TITLE	FY 22 BASE SALARY	FY 23 BASE SALARY	DIFFERENCE +/-	REGULAR EARNINGS	OVERTIME EARNINGS	OTHER EARNINGS	TOTAL EARNINGS
0000331406	*BUS OPERATOR	52,187.20	52,187.20	0.00	53,245.19	22,680.08	2,609.36	78,534.63
0000338675	ENTERPRISE SYSTEMS ENGINEER	83,449.08	83,449.08	0.00	83,446.93	0.00	9,816.19	93,263.12
0000348300	PROTECTIVE SPEC POLICE CADET	41,600.00	41,600.00	0.00	32,100.00	15,991.00	10,600.00	58,691.00
0000346200	*BUS OPERATOR	40,705.60	44,532.80	3,827.20	42,337.52	11,764.17	2,191.85	56,293.54
0000322673	SUPV RAIL LINE	69,118.40	69,118.40	0.00	71,658.88	23,320.89	2,724.86	97,704.63
0000348529	*JOURNEYMAN BUS TECHNICIAN	49,732.80	52,811.20	3,078.40	52,165.36	15,475.82	225.00	67,866.18
0000339670	BUYER PLANNER III	74,350.12	74,350.12	0.00	74,350.22	0.00	0.00	74,350.22
0000337220	*JOURNEYMAN RAIL CAR MECHANIC	57,324.80	57,324.80	0.00	57,870.88	2,811.12	225.00	60,907.00
0000344324	IT ASSET ANALYST	76,582.22	76,582.22	0.00	76,580.82	0.00	4,555.67	81,136.49
0000327975	*JOURNEYMAN SUPPORT EQUIPMENT	57,324.80	57,324.80	0.00	59,006.93	17,853.74	225.00	77,085.67
0000349253	*JOURNEYMAN ET-TELEPHONE MAINT	53,872.00	53,872.00	0.00	41,038.18	14,758.61	432.20	56,228.99
0000322109	*SERVICEPERSON IV	42,702.40	42,702.40	0.00	45,633.07	28,100.56	0.00	73,733.63
0000321911	*JOURNEYMAN BUS TECHNICIAN	56,451.20	56,451.20	0.00	59,234.09	6,320.30	225.00	65,779.39
0000335353	*JOURNEYMAN ET-RAIL CAR MAINT	57,324.80	57,324.80	0.00	57,799.78	3,451.89	5,075.56	66,327.23
0000344993	*BUS OPERATOR	44,532.80	48,380.80	3,848.00	44,546.70	11,891.73	1,370.24	57,808.67
0000306387	*JOURNEYMAN ET-RAIL CAR MAINT	57,844.80	57,844.80	0.00	61,899.17	584.02	225.00	62,708.19
0000303591	BUS MECH ELEC ENGINEER	74,121.84	74,121.84	0.00	74,122.99	0.00	7,602.25	81,725.24
0000317051	*ENCODER CLERK	39,811.20	39,811.20	0.00	37,313.45	0.00	0.00	37,313.45
0000347329	DIR BUS MAINTENANCE	144,200.16	144,200.16	0.00	147,202.42	0.00	0.00	147,202.42
0000347294	*BUS OPERATOR	36,899.20	40,705.60	3,806.40	40,773.76	8,406.62	1,565.61	50,745.99
0000316178	INFORMATION SYS ANALYST III	88,674.82	88,674.82	0.00	88,673.35	0.00	6,480.10	95,153.45
0000303162	*JOURNEYMAN RAIL CAR MECHANIC	57,844.80	57,844.80	0.00	57,100.50	0.00	1,059.30	58,159.80
0000332789	TRANSIT POLICE OFFICER	66,726.40	69,409.60	2,683.20	25,786.57	34,335.52	31,424.22	91,546.31
0000331372	TRANSIT POLICE SERGEANT	66,726.40	73,548.80	6,822.40	73,985.98	13,234.34	1,267.90	88,488.22
0000341684	DIR VERTICAL TRANSPORTATION	144,628.12	144,628.12	0.00	147,628.31	0.00	7,416.84	155,045.15
0000340529	*STATION AGENT	46,675.20	46,675.20	0.00	47,416.42	27,584.39	2,373.03	77,373.84
0000349946	RECRUITING OFFICER II	65,000.00	65,000.00	0.00	37,500.02	0.00	866.67	38,366.69
0000346767	SAFETY OPERATIONAL OFFICER	79,540.50	79,540.50	0.00	80,087.94	6,162.64	3,263.20	89,513.78
0000340456	*BUS OPERATOR	48,380.80	52,187.20	3,806.40	49,162.82	9,157.25	4,171.20	62,491.27
0000348476	*BUS OPERATOR	36,899.20	36,899.20	0.00	40,006.80	5,010.23	0.00	45,017.03
0000315785	TRANSIT POLICE LIEUTENANT	96,865.60	96,865.60	0.00	102,414.93	1,825.52	8,382.60	112,623.05
0000335991	BUILDING MAINT SPEC II	61,752.34	61,752.34	0.00	53,687.14	0.00	8,066.21	61,753.35
0000318195	*SERVICEPERSON IV	42,702.40	42,702.40	0.00	45,213.83	3,112.08	0.00	48,325.91
0000304093	*SERVICEPERSON I (A)	41,059.20	41,059.20	0.00	41,109.20	0.00	0.00	41,109.20
0000342726	TRANSIT POLICE OFFICER SPECIAL	54,870.40	54,870.40	0.00	39,749.54	11,341.88	10,936.72	62,028.14

**METROPOLITAN ATLANTA RAPID TRANSIT AUTHORITY (MARTA)**  
**MARTOC REPORT**

EE NUMBER	TITLE	FY 22 BASE SALARY	FY 23 BASE SALARY	DIFFERENCE +/-	REGULAR EARNINGS	OVERTIME EARNINGS	OTHER EARNINGS	TOTAL EARNINGS
0000342754	(DATE LAST EMPLOYED 22-Feb-2023) SUPV COMMUNICATIONS	56,908.80	67,329.60	10,420.80	78,167.76	35,025.00	2,880.93	116,073.69
0000344196	*JOURNEYMAN ET-RAIL CAR MAINT	57,324.80	57,324.80	0.00	56,749.47	134.36	225.00	57,108.83
0000347479	CONTRACT SPECIALIST II (DATE LAST EMPLOYED 25-Nov-2022)	59,479.42	67,732.86	8,253.44	29,322.33	0.00	1,259.84	30,582.17
0000305261	SR MGR HR INFORMATION SYSTEMS	109,054.14	116,577.24	7,523.10	113,108.61	0.00	13,002.85	126,111.46
0000329150	TRANSIT POLICE LIEUTENANT	86,548.80	90,022.40	3,473.60	96,744.67	8,592.51	7,790.40	113,127.58
0000321910	*JOURNEYMAN RAIL CAR MECHANIC	57,324.80	57,324.80	0.00	56,485.99	1,694.94	225.00	58,405.93
0000348401	*BUS OPERATOR	36,899.20	36,899.20	0.00	39,932.41	12,196.56	0.00	52,128.97
0000328795	*STATION AGENT	46,675.20	46,675.20	0.00	43,118.58	336.60	2,692.80	46,147.98
0000321944	SYSTEM SAFETY ENGINEER III	99,300.76	107,346.98	8,046.22	99,609.52	0.00	4,073.88	103,683.40
0000304988	*JOURNEYMAN AA BUS TECHNICIAN	56,971.20	57,844.80	873.60	63,048.77	11,461.18	225.00	74,734.95
0000344989	MGR CREATIVE SVCS/SR DESIGNER (DATE LAST EMPLOYED 18-Nov-2022)	101,369.84	101,369.84	0.00	42,885.29	0.00	7,650.57	50,535.86
0000320690	*BUS OPERATOR	52,187.20	52,187.20	0.00	55,193.19	18,125.54	0.00	73,318.73
0000303473	*JOURNEYMAN BUS TECHNICIAN	54,828.80	54,828.80	0.00	57,086.45	23,130.92	225.00	80,442.37
0000327119	SR MOBILITY CUST CARE REP	46,098.00	50,368.50	4,270.50	43,520.79	4,436.97	4,456.40	52,414.16
0000337998	*JOURNEYMAN ELEC POWER ELECT	57,324.80	57,324.80	0.00	60,514.05	9,756.28	0.00	70,270.33
0000348797	*BUS OPERATOR	36,899.20	36,899.20	0.00	36,943.76	11,221.50	0.00	48,165.26
0000317433	DATABASE ADMINISTRATOR III	93,645.76	93,645.76	0.00	93,646.35	0.00	961.43	94,607.78
0000349446	ACCOUNTANT III	85,050.42	85,050.42	0.00	60,112.32	0.00	0.00	60,112.32
0000324245	*SERVICEPERSON I	39,956.80	39,956.80	0.00	38,162.66	5,114.74	3,025.96	46,303.36
0000347754	*BUS OPERATOR	36,899.20	40,705.60	3,806.40	40,698.05	5,363.13	555.80	46,616.98
0000331998	CONTRACT PROFESSIONAL	0.00	0.00	0.00	172,598.21	0.00	0.00	172,598.21
0000335209	*BUS OPERATOR	52,187.20	52,187.20	0.00	44,960.38	7,884.98	3,713.35	56,558.71
0000322855	*JOURNEYMAN ELEC POWER ELECT	57,324.80	57,324.80	0.00	56,219.00	48,636.52	225.00	105,080.52
0000338516	TRANSIT POLICE OFFICER	61,713.60	64,168.00	2,454.40	57,409.94	23,019.42	10,899.60	91,328.96
0000329037	ARCHITECT IV	82,818.58	82,818.58	0.00	82,818.29	0.00	3,185.34	86,003.63
0000348137	DATA QUALITY ANALYST	71,483.62	71,483.62	0.00	71,483.90	0.00	0.00	71,483.90
0000315409	ELECTRICAL ENGINEER VI	103,584.52	103,584.52	0.00	103,586.35	0.00	14,741.98	118,328.33
0000304325	*JOURNEYMAN SUPPORT EQUIPMENT	57,844.80	57,844.80	0.00	53,779.72	9,782.21	225.00	63,786.93
0000321021	*BUS OPERATOR	52,187.20	52,187.20	0.00	55,980.08	20,957.16	0.00	76,937.24
0000334703	HR INFO SYSTEMS SPEC II	58,637.02	64,275.38	5,638.36	63,842.95	0.00	0.00	63,842.95
0000317403	CONTRACT PROFESSIONAL (DATE LAST EMPLOYED 30-Jun-2023)	0.00	0.00	0.00	138,367.50	95.00	0.00	138,462.50
0000329425	LD BREEZE CARD FULFILLMENT AGT	40,345.50	40,345.50	0.00	40,345.60	0.00	2,948.33	43,293.93
0000303697	*STATION AGENT	47,195.20	47,195.20	0.00	52,910.76	17,468.51	0.00	70,379.27
0000326462	TRANSIT POLICE SERGEANT	79,539.20	79,539.20	0.00	81,746.32	16,948.16	6,299.84	104,994.32

METROPOLITAN ATLANTA RAPID TRANSIT AUTHORITY (MARTA)  
MARTOC REPORT

EE NUMBER	TITLE	FY 22 BASE SALARY	FY 23 BASE SALARY	DIFFERENCE +/-	REGULAR EARNINGS	OVERTIME EARNINGS	OTHER EARNINGS	TOTAL EARNINGS
0000306062	*JOURNEYMAN ET-RAIL CAR MAINT	57,844.80	57,844.80	0.00	64,562.25	8,739.31	225.00	73,526.56
0000320740	*BUS OPERATOR	52,187.20	52,187.20	0.00	30,526.58	10,340.64	0.00	40,867.22
0000347084	*HOSTLER JUNIOR APPRENTICE	40,539.20	42,702.40	2,163.20	40,742.19	2,771.60	0.00	43,513.79
0000332200	*JOURNEYMAN RAIL CAR MECHANIC	55,536.00	57,324.80	1,788.80	50,459.27	2,806.05	6,639.64	59,904.96
0000315982	*BUS OPERATOR	52,187.20	52,707.20	520.00	50,440.87	9,909.36	5,423.44	65,773.67
0000321575	SUPT BUS TRANSPORTATION	68,182.40	75,628.28	7,445.88	72,658.18	4,604.97	10,578.66	87,841.81
0000304957	GEN SUPT RAIL CAR MAINTENANCE	101,574.98	101,574.98	0.00	101,576.42	0.00	12,282.25	113,858.67
0000330930	TRANSIT POLICE SERGEANT	69,409.60	79,539.20	10,129.60	67,050.49	19,096.76	15,507.92	101,655.17
0000303733	*BUS OPERATOR	52,707.20	52,707.20	0.00	47,880.27	20,151.11	6,487.04	74,518.42
0000334031	*BUS OPERATOR	52,187.20	52,187.20	0.00	53,739.85	28,755.15	1,204.32	83,699.32
0000348395	*BUS OPERATOR	36,899.20	36,899.20	0.00	19,459.44	1,750.43	283.84	21,493.71
0000309665	*BUS OPERATOR	52,187.20	52,187.20	0.00	47,144.09	6,914.77	5,485.93	59,544.79
0000341339	*BUS OPERATOR	48,380.80	52,187.20	3,806.40	52,242.11	24,036.17	2,492.24	78,770.52
0000343403	*BUS OPERATOR	44,532.80	48,380.80	3,848.00	48,461.43	15,953.29	0.00	64,414.72
0000331936	SUPV LIGHT RAIL TRANSPORTATION	64,480.00	64,480.00	0.00	65,227.57	4,342.65	4,464.00	74,034.22
0000322223	CJIT-POLICE DISPATCHER	60,548.80	60,548.80	0.00	42,584.85	12,590.08	0.00	55,174.93
0000344758	*JOURNEYMAN BUS TECHNICIAN	53,352.00	54,308.80	956.80	55,310.93	34,040.29	225.00	89,576.22
0000302108	*BUS OPERATOR	52,707.20	52,707.20	0.00	55,976.09	27,937.12	0.00	83,913.21
0000344093	*APPRENTICE MECHANIC	45,115.20	49,254.40	4,139.20	48,067.76	615.59	0.00	48,683.35
0000303768	SUPV RAIL LINE	66,268.80	66,268.80	0.00	67,814.02	8,509.84	7,646.40	83,970.26
0000324724	*JOURNEYMAN ET-TRAIN CONTROL	57,324.80	57,324.80	0.00	62,223.99	28,576.32	225.00	91,025.31
0000321952	*BUS OPERATOR	52,187.20	52,187.20	0.00	23,688.43	17,886.48	3,462.42	45,037.33
0000340781	*CUSTODIAN LIGHT RAIL OPS	35,672.00	35,672.00	0.00	37,126.76	1,675.89	0.00	38,802.65
0000307077	DIVISION DISPATCHER	68,265.60	68,265.60	0.00	68,451.92	2,567.29	8,205.00	79,224.21
0000305907	MGR CONSTRUCTION PROJECTS (DATE LAST EMPLOYED 01-Sep-2022)	94,645.98	94,645.98	0.00	18,201.16	0.00	13,629.51	31,830.67
0000334256	SR CONTRACT SPECIALIST (DATE LAST EMPLOYED 01-Apr-2023)	96,413.46	96,413.46	0.00	74,163.72	0.00	6,925.96	81,089.68
0000320827	SUPV STATION CARE	62,587.20	62,587.20	0.00	67,479.18	26,830.55	3,460.35	97,770.08
0000342115	*JOURNEYMAN AA BUS TECHNICIAN	55,348.80	55,536.00	187.20	47,747.00	3,736.28	517.71	52,000.99
0000302364	*JOURNEYMAN OVERHAULER	57,844.80	57,844.80	0.00	60,616.28	14,433.44	781.20	75,830.92
0000319374	TRANSIT POLICE MAJOR	116,143.04	116,143.04	0.00	122,501.40	0.00	16,438.73	138,940.13
0000334278	ELEV ESCALATOR SAFE INSPEC II	79,813.50	79,813.50	0.00	80,743.43	5,721.28	1,597.09	88,061.80
0000338623	SUPV BUS MAINTENANCE	63,211.20	69,532.32	6,321.12	70,046.23	12,842.56	2,431.20	85,319.99
0000338874	*JOURNEYMAN ET-RADIO MAINT	57,324.80	57,324.80	0.00	61,033.39	58,041.43	225.00	119,299.82
0000338333	DIR TECH INFRASTRUCTURE & PROD (DATE LAST EMPLOYED 01-Sep-2022)	163,257.64	163,257.64	0.00	5,400.11	0.00	23,557.85	28,957.96

## MARTOC REPORT

EE NUMBER	TITLE	FY 22	FY 23	DIFFERENCE	REGULAR	OVERTIME	OTHER	TOTAL
		BASE SALARY	BASE SALARY	+/-	EARNINGS	EARNINGS	EARNINGS	EARNINGS
0000345629	*JOURNEYMAN ET-RADIO MAINT	54,308.80	55,536.00	1,227.20	58,501.20	48,651.59	225.00	107,377.79
0000322678	TRANSIT POLICE OFFICER	69,409.60	69,409.60	0.00	66,706.62	4,204.62	12,337.10	83,248.34
0000344750	*BUS OPERATOR (DATE LAST EMPLOYED 23-Jun-2023)	44,532.80	48,380.80	3,848.00	27,329.34	4,922.66	171.28	32,423.28
0000322112	*BUS OPERATOR	52,187.20	52,187.20	0.00	51,280.58	12,650.75	5,620.17	69,551.50
0000331996	GEN SUPT BUS SVC COORDINATION	85,436.52	90,130.82	4,694.30	87,106.10	0.00	11,113.51	98,219.61
0000346713	*JOURNEYMAN BUS TECHNICIAN	52,811.20	53,352.00	540.80	54,601.36	33,281.71	225.00	88,108.07
0000302317	*BUS OPERATOR	52,707.20	52,707.20	0.00	61,089.75	9,315.53	0.00	70,405.28
0000335293	*JOURNEYMAN ET-RAIL CAR MAINT	57,324.80	57,324.80	0.00	28,782.04	992.16	6,472.03	36,246.23
0000335298	*JOURNEYMAN ET-RAIL CAR MAINT	57,324.80	57,324.80	0.00	58,670.12	2,563.08	225.00	61,458.20
0000344531	*BUS DISPATCHER (BLOCKOUT)	38,272.00	50,502.40	12,230.40	44,340.61	20,629.78	1,107.70	66,078.09
0000332902	*RAIL OPERATOR	52,187.20	52,187.20	0.00	50,069.27	13,003.74	3,362.07	66,435.08
0000327458	SUPT BUS TRANSPORTATION	64,334.40	75,628.28	11,293.88	71,718.93	0.00	6,359.38	78,078.31
0000332183	GEN FOREMAN BLDGS & GROUNDS	77,160.98	77,160.98	0.00	77,162.37	0.00	0.00	77,162.37
0000344486	SR PROJECT MANAGER	124,800.26	124,800.26	0.00	124,801.42	0.00	3,840.01	128,641.43
0000342229	*BUS OPERATOR (DATE LAST EMPLOYED 11-Jul-2023)	48,380.80	52,187.20	3,806.40	48,145.91	9,270.90	1,813.59	59,230.40
0000320298	*BUS OPERATOR	52,187.20	52,187.20	0.00	51,131.03	9,362.23	4,528.76	65,022.02
0000344874	SUPV BUS MAINTENANCE	60,777.60	60,777.60	0.00	63,290.14	17,473.94	2,337.60	83,101.68
0000344308	SUPV BUS MAINTENANCE	61,360.00	61,360.00	0.00	63,805.21	19,458.54	2,163.24	85,426.99
0000321410	*BUS OPERATOR	52,187.20	52,187.20	0.00	57,900.99	30,023.06	1,003.60	88,927.65
0000305515	*BUS OPERATOR	52,707.20	52,707.20	0.00	57,741.22	19,653.58	0.00	77,394.80
0000330749	SUPV BUS TRANSPORTATION	64,958.40	64,958.40	0.00	61,238.73	5,463.10	5,111.58	71,813.41
0000337424	TRANSIT POLICE OFFICER	59,363.20	64,168.00	4,804.80	44,862.95	34,268.30	22,819.58	101,950.83
0000349699	*JOURNEYMAN BUS TECHNICIAN	49,732.80	49,732.80	0.00	34,788.71	2,080.21	0.00	36,868.92
0000318891	*SERVICEPERSON IV	42,702.40	42,702.40	0.00	45,062.53	6,921.28	0.00	51,983.81
0000343190	RAIL SERVICES CONTROLLER	49,836.80	71,552.00	21,715.20	57,466.31	3,291.36	5,023.48	65,781.15
0000339171	*JOURNEYMAN ET-BUS MAINTENANCE	57,324.80	57,324.80	0.00	37,734.48	3,838.18	2,205.96	43,778.62
0000331993	SUPV RAIL LINE	60,756.80	60,756.80	0.00	62,579.53	17,761.24	6,064.59	86,405.36
0000348595	RAIL SERVICES CONTROLLER	76,835.20	76,835.20	0.00	70,740.10	2,179.47	0.00	72,919.57
0000337230	*BUS OPERATOR	52,187.20	52,187.20	0.00	48,350.10	1,637.22	3,053.96	53,041.28
0000323717	*RAIL STATION CLEANER	35,672.00	35,672.00	0.00	37,094.00	23,332.58	0.00	60,426.58
0000348663	*BUS OPERATOR	36,899.20	36,899.20	0.00	38,728.93	18,259.09	0.00	56,988.02
0000350052	*BUS OPERATOR	36,899.20	36,899.20	0.00	20,658.88	2,632.58	0.00	23,291.46
0000304883	*BUS OPERATOR	52,707.20	52,707.20	0.00	52,701.13	16,195.41	5,466.11	74,362.65
0000307079	SUPV BUS TRANSPORTATION	64,334.40	64,334.40	0.00	66,196.27	52,126.48	10,206.90	128,529.65
0000303520	MAINTENANCE PLANNER BUS	68,078.40	68,078.40	0.00	60,191.76	6,217.41	12,830.16	79,239.33



METROPOLITAN ATLANTA RAPID TRANSIT AUTHORITY (MARTA)  
MARTOC REPORT

EE NUMBER	TITLE	FY 22 BASE SALARY	FY 23 BASE SALARY	DIFFERENCE +/-	REGULAR EARNINGS	OVERTIME EARNINGS	OTHER EARNINGS	TOTAL EARNINGS
0000333961	*JOURNEYMAN BODY REPAIR	57,324.80	57,324.80	0.00	57,753.75	5,033.16	225.00	63,011.91
0000305265	*REVENUE AGENT	52,395.20	52,395.20	0.00	26,535.12	352.12	0.00	26,887.24
0000338088	*JOURNEYMAN BUS TECHNICIAN	56,451.20	56,451.20	0.00	49,853.08	12,508.19	225.00	62,586.27
0000339749	*BUS OPERATOR	52,187.20	52,187.20	0.00	49,808.85	10,330.93	4,616.56	64,756.34
0000348420	*BUS OPERATOR	36,899.20	36,899.20	0.00	33,017.74	7,819.46	0.00	40,837.20
0000349447	*BUS OPERATOR	36,899.20	36,899.20	0.00	28,399.81	3,690.08	141.92	32,231.81
0000323905	SR LABOR RELATIONS SPECIALIST	106,359.50	97,110.78	-9,248.72	118,132.09	0.00	3,735.03	121,867.12
0000342312	*SERVICEPERSON I	39,956.80	39,956.80	0.00	40,131.69	662.75	0.00	40,794.44
0000304115	APARC SYS AMBASSADOR	31,044.00	45,337.50	14,293.50	36,553.89	4,623.93	3,417.17	44,594.99
0000321940	TRANSIT POLICE OFFICER	66,726.40	69,409.60	2,683.20	45,468.73	89,394.63	37,378.14	172,241.50
0000336471	*BUS OPERATOR	40,705.60	44,532.80	3,827.20	36,723.50	14,202.23	469.68	51,395.41
0000334711	*BUS OPERATOR	52,187.20	52,187.20	0.00	54,827.75	17,884.65	0.00	72,712.40
0000341418	CJIT-CALL TAKER (DATE LAST EMPLOYED 23-Jun-2023)	43,430.40	49,524.80	6,094.40	53,672.73	10,219.24	1,666.70	65,558.67
0000318191	SUPV COMMUNICATIONS	64,896.00	69,430.40	4,534.40	77,101.16	41,482.99	9,863.57	128,447.72
0000302722	*MATERIAL CONTROLLER	53,705.60	53,705.60	0.00	53,955.71	1,403.98	0.00	55,359.69
0000343296	*BUS OPERATOR	44,532.80	48,380.80	3,848.00	42,544.47	10,412.45	3,251.36	56,208.28
0000306546	MGR QUALITY ASSURANCE	115,028.94	115,028.94	0.00	115,029.86	0.00	11,502.90	126,532.76
0000344646	RAIL SERVICES CONTROLLER	78,228.80	78,228.80	0.00	78,845.31	7,874.03	1,504.40	88,223.74
0000341567	*BUS OPERATOR	48,380.80	52,187.20	3,806.40	35,040.69	4,358.69	2,061.52	41,460.90
0000322546	*BUS OPERATOR	52,187.20	52,187.20	0.00	52,805.06	12,689.52	2,609.36	68,103.94
0000337669	*BUS OPERATOR	52,187.20	52,187.20	0.00	52,633.04	9,361.48	1,302.19	63,296.71
0000334958	*JOURNEYMAN PAINTER	57,324.80	57,324.80	0.00	58,450.72	2,211.73	225.00	60,887.45
0000328472	*JOURNEYMAN BUS TECHNICIAN	56,451.20	56,451.20	0.00	52,959.45	1,251.89	3,264.68	57,476.02
0000335382	*SERVICEPERSON IV	42,702.40	42,702.40	0.00	46,559.60	7,304.68	0.00	53,864.28
0000348561	*BUS OPERATOR	36,899.20	36,899.20	0.00	33,701.47	4,026.18	0.00	37,727.65
0000304089	MAINTENANCE PLANNER BUS	68,764.80	68,764.80	0.00	69,995.92	5,116.40	7,140.96	82,253.28
0000345070	*JOURNEYMAN OVERHAULER	55,348.80	57,324.80	1,976.00	57,371.60	10,914.49	225.00	68,511.09
0000305545	*BUS OPERATOR	52,707.20	52,707.20	0.00	55,619.10	59,298.05	0.00	114,917.15
0000344452	*JOURNEYMAN BUS TECHNICIAN	54,142.40	54,600.00	457.60	56,364.13	2,624.02	225.00	59,213.15
0000341614	*BUS OPERATOR	36,899.20	36,899.20	0.00	30,792.97	12,393.42	0.00	43,186.39
0000338783	SAFETY OPERATIONAL OFFICER	80,613.00	88,686.00	8,073.00	81,593.49	6,419.40	9,094.80	97,107.69
0000342763	TRANSIT POLICE OFFICER	54,870.40	57,054.40	2,184.00	36,361.39	21,419.99	22,153.26	79,934.64
0000314812	*BUS OPERATOR	52,187.20	52,707.20	520.00	62,938.61	13,989.30	0.00	76,927.91
0000333771	SUPV BUS TRANSPORTATION	64,334.40	64,334.40	0.00	63,668.29	18,245.26	7,918.08	89,831.63

**METROPOLITAN ATLANTA RAPID TRANSIT AUTHORITY (MARTA)**  
**MARTOC REPORT**

EE NUMBER	TITLE	FY 22	FY 23	DIFFERENCE +/-	REGULAR EARNINGS	OVERTIME EARNINGS	OTHER EARNINGS	TOTAL EARNINGS
		BASE SALARY	BASE SALARY					
0000303141	MGR SVC PLANNING & SCHEDULING	110,300.58	110,300.58	0.00	110,297.87	0.00	16,969.33	127,267.20
0000338820	*BUS OPERATOR	52,187.20	52,187.20	0.00	41,485.26	11,157.02	0.00	52,642.28
0000302594	BUSINESS ANALYST III	106,473.38	106,473.38	0.00	106,902.46	0.00	9,829.43	116,731.89
0000342685	IT BUSINESS ANALYST III	89,691.68	89,691.68	0.00	89,691.91	0.00	0.00	89,691.91
0000305999	CONTRACT EMP PT POLICE OFFICER	0.00	0.00	0.00	53,075.40	1,112.40	0.00	54,187.80
0000350359	SUPPORT ANALYST II (DATE LAST EMPLOYED 30-May-2023)	60,000.20	60,000.20	0.00	22,615.48	0.00	230.77	22,846.25
0000333517	*MATERIAL CONTROLLER	47,798.40	49,940.80	2,142.40	50,259.70	3,387.37	0.00	53,647.07
0000303596	PARKING SERVICES CASHIER PT	0.00	0.00	0.00	33,449.40	1,590.36	0.00	35,039.76
0000304140	*JOURNEYMAN ELEC POWER ELECT	57,844.80	57,844.80	0.00	58,534.44	385.88	225.00	59,145.32
0000323623	*BUS OPERATOR	52,187.20	52,187.20	0.00	56,836.01	20,205.24	0.00	77,041.25
0000342910	*JOURNEYMAN TRACK MAINTAINER	54,308.80	55,536.00	1,227.20	56,274.07	9,967.18	267.00	66,508.25
0000306123	*SERVICEPERSON I	40,476.80	40,476.80	0.00	45,104.78	8,771.66	0.00	53,876.44
0000342741	*BUS OPERATOR	48,380.80	52,187.20	3,806.40	51,682.85	34,485.74	0.00	86,168.59
0000327734	SAFETY OPERATIONAL OFFICER	88,861.50	88,861.50	0.00	87,902.28	2,548.32	1,327.52	91,778.12
0000334850	*BUS OPERATOR (DATE LAST EMPLOYED 03-Jan-2023)	52,187.20	52,187.20	0.00	30,501.17	3,096.28	802.88	34,400.33
0000344409	PROGRAM MANAGER-ART IN TRANSIT	71,312.28	106,068.30	34,756.02	76,660.74	0.00	0.00	76,660.74
0000331466	SUPV BUS TRANSPORTATION	62,441.60	62,441.60	0.00	63,057.20	13,013.48	1,200.80	77,271.48
0000344089	*JOURNEYMAN RAIL CAR MECHANIC	54,142.40	55,536.00	1,393.60	53,487.58	7,981.68	225.00	61,694.26
0000335143	TRANSIT POLICE OFFICER	66,726.40	69,409.60	2,683.20	72,135.47	5,702.95	2,886.51	80,724.93
0000302825	*BUS OPERATOR (DATE LAST EMPLOYED 01-Apr-2023)	44,532.80	44,532.80	0.00	27,590.52	2,809.16	0.00	30,399.68
0000319204	RESIDENT ENGINEER	113,131.20	113,131.20	0.00	113,132.06	0.00	0.00	113,132.06
0000349790	*BUS OPERATOR	36,899.20	36,899.20	0.00	23,253.39	811.10	0.00	24,064.49
0000333474	ELEV ESCALATOR SAFE INSPEC II	76,615.50	76,615.50	0.00	77,129.79	1,744.96	785.80	79,660.55
0000346463	SR IT COMPLIANCE ANALYST	99,724.82	99,724.82	0.00	99,725.15	0.00	0.00	99,725.15
0000346749	TRANSIT POLICE OFFICER	50,731.20	52,728.00	1,996.80	52,570.59	8,622.35	1,014.00	62,206.94
0000332674	*RAIL STATION CLEANER	35,672.00	35,672.00	0.00	17,924.60	1,562.80	1,715.02	21,202.42
0000342761	SR RECRUITER	71,027.32	71,027.32	0.00	67,822.69	0.00	2,458.71	70,281.40
0000328638	*BUS OPERATOR	52,187.20	52,187.20	0.00	37,455.25	3,054.88	2,458.82	42,968.95
0000347989	*BUS OPERATOR	36,899.20	36,899.20	0.00	39,496.25	10,186.71	283.84	49,966.80
0000337873	*BUS OPERATOR	52,187.20	52,187.20	0.00	51,325.51	3,436.54	1,672.77	56,434.82
0000304996	*JOURNEYMAN RAIL CAR MECHANIC	57,844.80	57,844.80	0.00	60,383.80	4,651.26	225.00	65,260.06
0000306099	*JOURNEYMAN RAIL CAR MECHANIC	57,844.80	57,844.80	0.00	66,689.72	42,100.92	225.00	109,015.64
0000332735	TRANSIT POLICE SERGEANT	70,761.60	73,548.80	2,787.20	77,722.75	29,041.43	2,806.65	109,570.83
0000320317	*INFORMATION SYSTEMS REC CLERK (DATE LAST EMPLOYED 01-Apr-2023)	39,811.20	39,811.20	0.00	27,821.53	57.42	7,043.52	34,922.47

METROPOLITAN ATLANTA RAPID TRANSIT AUTHORITY (MARTA)  
MARTOC REPORT

EE NUMBER	TITLE	FY 22	FY 23	DIFFERENCE	REGULAR	OVERTIME	OTHER	TOTAL
		BASE SALARY	BASE SALARY	+/-	EARNINGS	EARNINGS	EARNINGS	EARNINGS
0000339799	*JOURNEYMAN BUS TECHNICIAN	56,451.20	56,451.20	0.00	57,547.48	33,962.42	225.00	91,734.90
0000346834	DEPARTMENT ADMINISTRATOR	72,141.68	72,141.68	0.00	72,142.76	0.00	0.00	72,142.76
0000320999	AUDITOR III	81,761.42	85,907.12	4,145.70	82,079.63	0.00	0.00	82,079.63
0000337180	SUPT LIGHT RAIL TRANSPORTATION	80,930.46	80,930.46	0.00	80,928.18	0.00	6,640.46	87,568.64
0000303583	CONTRACT PROFESSIONAL	0.00	0.00	0.00	35,819.52	0.00	0.00	35,819.52
0000305677	FIELD INSPECTOR II	63,063.00	63,063.00	0.00	64,698.12	5,188.73	0.00	69,886.85
0000344319	SUPV CAR REPAIR INSPECTION	64,480.00	64,480.00	0.00	64,480.00	0.00	0.00	64,480.00
0000305270	DISPATCHER RADIO COMMUNICATION	63,897.60	63,897.60	0.00	63,189.37	1,898.18	6,029.28	71,116.83
0000346488	MGR STRATEGIC PERFORMANCE	93,009.54	115,518.52	22,508.98	95,871.12	0.00	0.00	95,871.12
0000344055	CERTIFICATION ANALYST (DATE LAST EMPLOYED 05-Dec-2022)	69,214.08	69,214.08	0.00	32,209.84	0.00	8,707.49	40,917.33
0000332366	TRANSIT POLICE DETECTIVE (DATE LAST EMPLOYED 16-Oct-2022)	72,196.80	72,196.80	0.00	24,828.18	631.70	7,521.95	32,981.83
0000303172	CONTRACT EMP PT POLICE OFFICER	0.00	0.00	0.00	52,797.30	10,401.74	7,539.60	70,738.64
0000341492	TRANSIT POLICE OFFICER	52,728.00	54,870.40	2,142.40	46,178.25	17,581.83	12,075.56	75,835.64
0000305283	*JOURNEYMAN RAIL CAR MECHANIC	57,844.80	57,844.80	0.00	61,260.65	0.00	225.00	61,485.65
0000324754	IT QUALITY ASSURANCE ENGINEER	108,685.98	108,685.98	0.00	108,270.65	0.00	418.03	108,688.68
0000350970	SR INFORMATION SYSTEMS ANALYST	98,389.72	98,389.72	0.00	26,489.61	0.00	0.00	26,489.61
0000325878	*STATION AGENT (DATE LAST EMPLOYED 12-May-2023)	46,675.20	46,675.20	0.00	49,697.26	8,835.76	0.00	58,533.02
0000302872	*JOURNEYMAN RAIL CAR MECHANIC	57,844.80	57,844.80	0.00	60,203.03	8,301.30	225.00	68,729.33
0000319809	*JOURNEYMAN ET-RAIL CAR MAINT	57,324.80	57,324.80	0.00	61,343.44	15,068.44	886.44	77,298.32
0000347818	*RAIL STATION CLEANER	30,180.80	32,032.00	1,851.20	32,384.10	5,679.69	0.00	38,063.79
0000343268	*BUS OPERATOR	44,532.80	48,380.80	3,848.00	46,945.27	8,366.31	3,233.34	58,544.92
0000303208	MOBILITY MAINT PROGRAM MGR	69,950.40	93,405.00	23,454.60	73,850.95	0.00	8,179.35	82,030.30
0000350028	TRANSIT POLICE OFFICER	50,731.20	50,731.20	0.00	30,691.92	1,884.14	0.00	32,576.06
0000315251	*BUS OPERATOR	52,187.20	52,187.20	0.00	43,317.89	9,220.65	2,207.92	54,746.46
0000317857	*JOURNEYMAN ET-TELEPHONE MAINT	57,324.80	57,324.80	0.00	59,062.39	10,004.30	225.00	69,291.69
0000344538	*RAIL STATION CLEANER	35,672.00	35,672.00	0.00	33,007.87	11,106.78	2,881.20	46,995.85
0000335646	*JOURNEYMAN ET-BUS MAINTENANCE	57,324.80	57,324.80	0.00	59,059.32	38,863.16	225.00	98,147.48
0000302610	IT ASSET ANALYST	92,648.14	92,648.14	0.00	92,646.90	0.00	7,126.80	99,773.70
0000335581	FRAUD ANALYST	88,551.58	88,551.58	0.00	88,550.86	0.00	0.00	88,550.86
0000321898	*BUS OPERATOR (DATE LAST EMPLOYED 29-Nov-2022)	52,187.20	52,187.20	0.00	28,774.17	11,528.41	0.00	40,302.58
0000324056	SUPV STATION CARE	61,339.20	61,339.20	0.00	51,987.63	2,717.01	5,190.25	59,894.89
0000324895	OPTICAL NETWORK ENGINEER	104,611.00	104,611.00	0.00	104,613.89	0.00	0.00	104,613.89
0000345736	*BUS OPERATOR	40,705.60	44,532.80	3,827.20	42,359.25	17,077.37	954.09	60,390.71
0000323711	*BUS OPERATOR	52,187.20	52,187.20	0.00	45,864.42	10,431.36	4,943.49	61,239.27

**METROPOLITAN ATLANTA RAPID TRANSIT AUTHORITY (MARTA)**  
**MARTOC REPORT**

EE NUMBER	TITLE	FY 22 BASE SALARY	FY 23 BASE SALARY	DIFFERENCE +/-	REGULAR EARNINGS	OVERTIME EARNINGS	OTHER EARNINGS	TOTAL EARNINGS
0000323169	*BUS OPERATOR	52,187.20	52,187.20	0.00	50,208.13	10,530.01	3,612.96	64,351.10
0000323709	SUPV BUS TRANSPORTATION	66,185.60	66,185.60	0.00	61,229.75	2,934.77	1,869.94	66,034.46
0000350578	SR TRAIN CTRL CYBER SEC ANLYST	115,500.06	115,500.06	0.00	43,090.42	0.00	0.00	43,090.42
0000322066	CUSTOMER CARE SPEC	39,811.20	53,040.00	13,228.80	49,307.60	3,549.28	0.00	52,856.88
0000315987	*BUS OPERATOR	52,187.20	52,707.20	520.00	48,026.24	12,400.13	3,347.25	63,773.62
0000338613	MAINTENANCE PLANNER BUS	66,060.80	66,060.80	0.00	68,446.38	19,194.34	493.28	88,134.00
0000328360	TRANSIT POLICE SERGEANT	79,539.20	79,539.20	0.00	82,622.84	9,359.28	0.00	91,982.12
0000333451	ENGINEERING SVCS COORDINATOR	100,940.32	100,940.32	0.00	100,549.43	0.00	6,211.74	106,761.17
0000331881	CONTRACT PROFESSIONAL	0.00	0.00	0.00	171,759.30	0.00	0.00	171,759.30
0000304648	DEPUTY CHIEF OF POLICE	121,347.20	146,552.38	25,205.18	138,900.35	0.00	21,735.01	160,635.36
0000343544	MGR LEARNING & DEVELOPMENT	99,305.18	99,305.18	0.00	99,305.74	0.00	0.00	99,305.74
0000337574	DISPATCHER RADIO COMMUNICATION	62,441.60	62,441.60	0.00	46,228.29	5,943.96	6,467.12	58,639.37
0000329605	SUPT BUS COMMUNICATIONS CENTER	68,265.60	75,628.28	7,362.68	71,095.36	5,552.58	6,633.60	83,281.54
0000302639	CONTRACT EMP PT POLICE OFFICER	0.00	0.00	0.00	55,547.40	10,521.45	2,781.00	68,849.85
0000306014	TRANSIT POLICE OFFICER	66,726.40	69,409.60	2,683.20	64,789.72	488.79	9,282.10	74,560.61
0000303207	MOBILITY OPERATIONS PROGRAM MGR	92,172.08	96,780.84	4,608.76	94,915.44	0.00	7,951.04	102,866.48
0000331293	*BUS OPERATOR	52,187.20	52,187.20	0.00	47,048.98	3,307.83	3,061.00	53,417.81
0000341823	*BUS OPERATOR	48,380.80	52,187.20	3,806.40	45,702.25	7,405.07	5,831.28	58,938.60
0000305220	INSTRUCTOR RAIL OPERATIONS	65,873.60	75,587.20	9,713.60	69,622.10	21,580.87	7,434.40	98,637.37
0000333473	*SERVICEPERSON II	39,956.80	39,956.80	0.00	40,472.68	115.26	0.00	40,587.94
0000350208	APARC SYS ADMINISTRATOR	69,804.02	69,804.02	0.00	34,902.05	0.00	0.00	34,902.05
0000346197	TRANSIT POLICE CORPORAL (DATE LAST EMPLOYED 24-Jan-2023)	52,728.00	54,870.40	2,142.40	28,367.82	8,950.12	10,885.30	48,203.24
0000348796	*BUS OPERATOR (DATE LAST EMPLOYED 04-Feb-2023)	36,899.20	36,899.20	0.00	23,492.39	2,762.43	0.00	26,254.82
0000335963	DIR FACILITIES PRGM MGMT	145,600.26	145,600.26	0.00	145,599.88	0.00	10,005.37	155,605.25
0000333044	MOBILITY CUSTOMER CARE REP	46,098.00	46,098.00	0.00	43,568.91	5,813.30	2,553.12	51,935.33
0000305223	*BUS OPERATOR	52,707.20	52,707.20	0.00	34,737.41	6,658.29	2,229.92	43,625.62
0000328570	DISPATCHER-RAIL TRANSPORTATION	64,480.00	64,480.00	0.00	48,663.02	9,432.53	3,348.00	61,443.55
0000336902	ACCOUNTANT II	58,349.98	63,496.42	5,146.44	59,913.51	0.00	1,513.51	61,427.02
0000320046	*JOURNEYMAN SUPPORT EQUIPMENT	57,324.80	57,324.80	0.00	54,481.00	11,048.13	2,172.67	67,701.80
0000304054	*REVENUE AGENT	52,395.20	52,395.20	0.00	49,365.62	1,511.41	0.00	50,877.03
0000346355	*JOURNEYMAN ET-RADIO MAINT	53,872.00	53,872.00	0.00	46,877.24	3,409.11	4,275.51	54,561.86
0000327897	OFFICE ADMINISTRATOR II	40,462.50	60,848.06	20,385.56	60,064.03	0.00	3,245.25	63,309.28
0000342265	SUPV STATION CARE	62,587.20	62,587.20	0.00	66,382.32	28,100.37	2,387.04	96,869.73
0000302879	*BUS OPERATOR	52,707.20	52,707.20	0.00	55,065.49	21,207.01	0.00	76,272.50
0000345961	*BUS OPERATOR	40,705.60	44,532.80	3,827.20	38,496.25	10,246.47	2,191.84	50,934.56

METROPOLITAN ATLANTA RAPID TRANSIT AUTHORITY (MARTA)  
MARTOC REPORT

EE NUMBER	TITLE	FY 22 BASE SALARY	FY 23 BASE SALARY	DIFFERENCE +/-	REGULAR EARNINGS	OVERTIME EARNINGS	OTHER EARNINGS	TOTAL EARNINGS
0000320557	SR CONTRACT SPECIALIST	83,629.52	90,535.64	6,906.12	90,270.82	0.00	8,183.50	98,454.32
0000338334	*JOURNEYMAN OVERHAULER	57,324.80	57,324.80	0.00	40,976.60	4,072.01	1,235.63	46,284.24
0000319700	AGM LABOR RELATIONS	193,805.82	193,805.82	0.00	200,307.11	0.00	0.00	200,307.11
0000338149	*BUS OPERATOR	52,187.20	52,187.20	0.00	45,747.93	6,767.25	3,144.53	55,659.71
0000330389	*JOURNEYMAN ELEC POWER ELECT	57,324.80	57,324.80	0.00	52,710.27	1,705.29	1,534.10	55,949.66
0000334605	*RAIL OPERATOR	52,187.20	52,187.20	0.00	23,935.33	1,230.32	200.72	25,366.37
0000346908	*SERVICEPERSON I	38,272.00	39,956.80	1,684.80	39,680.13	2,963.87	0.00	42,644.00
0000302090	SUPV CAR REPAIR INSPECTION	64,480.00	64,480.00	0.00	59,653.89	7,413.67	4,201.44	71,269.00
0000346630	ENTERPRISE SYSTEMS ENGINEER	94,266.12	94,266.12	0.00	91,784.33	0.00	2,482.17	94,266.50
0000335931	*BUS OPERATOR	52,187.20	52,187.20	0.00	51,496.57	3,715.06	2,408.64	57,620.27
0000317514	MGR CIP BUDGET ANLST & RPTG	107,507.40	120,582.28	13,074.88	114,982.41	0.00	6,183.72	121,166.13
0000302198	DIR CUSTOMER SERVICES	132,613.00	132,613.00	0.00	132,613.14	0.00	5,440.54	138,053.68
0000349254	*SERVICEPERSON IV	40,539.20	40,539.20	0.00	21,604.16	3,953.92	0.00	25,558.08
0000348172	PROTECTIVE SPEC POLICE CADET	41,600.00	41,600.00	0.00	40,753.40	10,957.50	4,560.00	56,270.90
0000335110	SUPV BUS TRANSPORTATION	62,441.60	62,441.60	0.00	62,614.04	13,246.50	2,401.60	78,262.14
0000339942	SUPV BUS TRANSPORTATION	52,187.20	63,044.80	10,857.60	61,310.90	5,196.39	1,659.92	68,167.21
0000341957	*JOURNEYMAN RAIL CAR MECHANIC	57,324.80	57,324.80	0.00	50,176.79	661.44	225.00	51,063.23
0000333983	IT QUALITY ASSURANCE ENGINEER	105,077.44	105,077.44	0.00	105,077.88	0.00	16,704.66	121,782.54
0000336343	*BUS OPERATOR	52,187.20	52,187.20	0.00	47,729.68	10,984.65	5,983.23	64,697.56
0000322551	*BUS OPERATOR	52,187.20	52,187.20	0.00	54,585.36	15,977.66	0.00	70,563.02
0000331450	*JOURNEYMAN TRACK MAINTAINER	57,324.80	57,324.80	0.00	59,114.41	8,495.40	0.00	67,609.81
0000305818	*JOURNEYMAN ET-RAIL CAR MAINT	57,844.80	57,844.80	0.00	53,848.46	6,132.15	3,784.68	63,765.29
0000346717	*JOURNEYMAN ET-TRAIN CONTROL	53,872.00	54,308.80	436.80	58,139.73	16,909.44	225.00	75,274.17
0000332247	*BUS OPERATOR	52,187.20	52,187.20	0.00	52,217.54	6,757.81	2,408.64	61,383.99
0000303526	TRANSIT POLICE LIEUTENANT	96,865.60	96,865.60	0.00	109,405.23	11,738.89	7,451.20	128,595.32
0000345650	*JOURNEYMAN ET-HVAC	54,308.80	55,536.00	1,227.20	55,587.09	853.40	225.00	56,665.49
0000334476	*BUS OPERATOR	52,187.20	52,187.20	0.00	48,724.50	5,221.23	4,861.96	58,807.69
0000343942	DIVISION DISPATCHER	44,532.80	57,116.80	12,584.00	49,902.95	5,512.04	0.00	55,414.99
0000338538	*BUS OPERATOR	52,187.20	52,187.20	0.00	54,440.80	26,248.28	0.00	80,689.08
0000349548	SR EXECUTIVE ADMINISTRATOR (DATE LAST EMPLOYED 02-Feb-2023)	82,051.06	82,051.06	0.00	25,252.06	0.00	499.46	25,751.52
0000344309	*SERVICEPERSON IV	39,956.80	42,702.40	2,745.60	41,063.99	2,931.14	0.00	43,995.13
0000341387	*BUS OPERATOR	48,380.80	52,187.20	3,806.40	24,954.66	2,790.68	0.00	27,745.34
0000326789	MGR ITS APPLICATIONS	124,017.14	124,017.14	0.00	124,016.37	0.00	6,995.85	131,012.22
0000338674	TRANSIT POLICE SERGEANT	65,395.20	65,395.20	0.00	68,229.11	9,685.85	3,636.32	81,551.28

**METROPOLITAN ATLANTA RAPID TRANSIT AUTHORITY (MARTA)**  
**MARTOC REPORT**

EE NUMBER	TITLE	FY 22	FY 23	DIFFERENCE +/-	REGULAR EARNINGS	OVERTIME EARNINGS	OTHER EARNINGS	TOTAL EARNINGS
		BASE SALARY	BASE SALARY					
0000334245	SUPV BUS TRANSPORTATION	57,324.80	63,044.80	5,720.00	63,397.77	3,816.68	9,667.10	76,881.55
0000337719	*SECRETARY (N9)	41,745.60	43,721.60	1,976.00	41,361.57	1,904.32	2,258.48	45,524.37
0000343132	RESIDENT ENGINEER	74,006.40	95,820.66	21,814.26	83,236.41	0.00	2,846.40	86,082.81
0000344316	*BUS OPERATOR	44,532.80	48,380.80	3,848.00	47,626.82	7,467.59	342.56	55,436.97
0000303841	SUPV BUS TRANSPORTATION (DATE LAST EMPLOYED 01-Dec-2022)	66,268.80	66,268.80	0.00	12,744.00	5,225.04	22,263.77	40,232.81
0000304366	*JOURNEYMAN BUS TECHNICIAN	56,971.20	56,971.20	0.00	61,458.38	12,048.29	225.00	73,731.67
0000330290	*JOURNEYMAN ET-TRAIN CONTROL	57,324.80	57,324.80	0.00	61,756.84	33,351.07	225.00	95,332.91
0000305473	CONTRACT EMP PT POLICE OFFICER	0.00	0.00	0.00	27,953.70	1,745.85	1,236.00	30,935.55
0000332928	*JOURNEYMAN SUPPORT EQUIPMENT	57,324.80	57,324.80	0.00	52,035.05	1,942.98	6,177.96	60,155.99
0000345301	TRANSIT POLICE OFFICER	50,731.20	52,728.00	1,996.80	51,207.27	17,795.18	8,635.05	77,637.50
0000319450	*JOURNEYMAN ET-RAIL CAR MAINT	57,324.80	57,324.80	0.00	59,255.77	14,324.32	225.00	73,805.09
0000304696	SUPT STATION ZONE SERVICES (DATE LAST EMPLOYED 01-Apr-2023)	86,953.88	86,953.88	0.00	64,035.77	0.00	15,888.44	79,924.21
0000306670	PARKING SERVICES CASHIER PT	0.00	0.00	0.00	22,595.59	682.52	0.00	23,278.11
0000321432	GEN SUPT BUS TRANS OPERATIONS	92,475.24	105,371.50	12,896.26	97,831.61	0.00	12,813.17	110,644.78
0000302078	ELECTRICAL ENGINEER VI	111,069.14	111,069.14	0.00	111,069.75	0.00	2,135.95	113,205.70
0000331717	INSTRUCTOR CAR MAINT MECH	68,411.20	76,793.60	8,382.40	69,352.40	0.00	0.00	69,352.40
0000337440	*BUS OPERATOR	52,187.20	52,187.20	0.00	51,688.29	19,911.28	3,893.47	75,493.04
0000346548	*BUS OPERATOR	36,899.20	40,705.60	3,806.40	36,449.97	8,861.34	2,188.92	47,500.23
0000342311	*BUS OPERATOR	48,380.80	52,187.20	3,806.40	45,913.30	7,838.72	1,920.31	55,672.33
0000341480	*BUS OPERATOR	48,380.80	52,187.20	3,806.40	33,978.50	3,918.60	3,667.28	41,564.38
0000334479	SUPV RAIL LINE	64,480.00	64,480.00	0.00	65,889.49	15,611.08	6,820.00	88,320.57
0000338153	SUPV STATION CARE	62,587.20	62,587.20	0.00	63,784.16	14,449.85	0.00	78,234.01
0000330752	SAFETY OPERATIONAL OFFICER	80,632.50	80,632.50	0.00	79,950.35	165.40	1,778.06	81,893.81
0000348824	*BUS OPERATOR	36,899.20	36,899.20	0.00	34,282.07	7,544.81	0.00	41,826.88
0000321979	*JOURNEYMAN RAIL CAR MECHANIC (DATE LAST EMPLOYED 01-Feb-2023)	57,324.80	57,324.80	0.00	27,265.68	0.00	445.48	27,711.16
0000319893	*JOURNEYMAN ET-TRAIN CONTROL	57,324.80	57,324.80	0.00	59,917.21	17,538.51	225.00	77,680.72
0000344468	CRIMINAL JUSTICE INFO TECH REC (DATE LAST EMPLOYED 05-May-2023)	44,137.60	44,907.20	769.60	29,878.52	18,335.52	13,213.39	61,427.43
0000337722	DIR ARTS IN TRANSIT	128,223.16	128,223.16	0.00	127,730.64	0.00	0.00	127,730.64
0000317521	TRANSIT POLICE OFFICER SPECIAL	69,409.60	72,196.80	2,787.20	59,059.51	15,097.17	8,746.92	82,903.60
0000302689	*JOURNEYMAN AA BUS TECHNICIAN	57,844.80	57,844.80	0.00	58,628.80	18,151.93	225.00	77,005.73
0000306263	*JOURNEYMAN ELEC POWER ELECT	57,844.80	57,844.80	0.00	59,042.00	938.62	225.00	60,205.62
0000329358	*BUS OPERATOR	52,187.20	52,187.20	0.00	43,671.70	10,439.66	3,318.67	57,430.03
0000321577	PORTFOLIO MANAGER II	66,036.10	83,770.18	17,734.08	81,715.99	0.00	0.00	81,715.99
0000347869	*BUS OPERATOR (DATE LAST EMPLOYED 12-Apr-2023)	36,899.20	36,899.20	0.00	28,016.41	4,182.89	0.00	32,199.30

**METROPOLITAN ATLANTA RAPID TRANSIT AUTHORITY (MARTA)**  
**MARTOC REPORT**

EE NUMBER	TITLE	FY 22	FY 23	DIFFERENCE	REGULAR	OVERTIME	OTHER	TOTAL
		BASE SALARY	BASE SALARY	+/-	EARNINGS	EARNINGS	EARNINGS	EARNINGS
0000328287	SUPV STATION CARE	52,187.20	60,756.80	8,569.60	55,831.41	9,224.78	1,003.60	66,059.79
0000337158	*BUS OPERATOR	52,187.20	52,187.20	0.00	53,530.36	15,891.14	3,044.17	72,465.67
0000344254	*BUS OPERATOR	44,532.80	48,380.80	3,848.00	46,591.24	8,498.44	3,700.48	58,790.16
0000328356	DIVISION DISPATCHER	68,182.40	68,182.40	0.00	68,859.36	1,732.39	2,622.40	73,214.15
0000320494	BREEZE MEDIA DIST AGENT	48,906.00	48,906.00	0.00	48,917.10	365.10	4,326.30	53,608.50
0000302776	CONTRACT EMP PT POLICE OFFICER	0.00	0.00	0.00	42,214.05	1,900.35	0.00	44,114.40
0000306003	*BUS OPERATOR	52,707.20	52,707.20	0.00	52,185.53	4,528.96	1,200.87	57,915.36
0000341811	*RAIL OPERATOR	48,380.80	52,187.20	3,806.40	52,336.86	18,944.89	0.00	71,281.75
0000333956	*JOURNEYMAN BODY REPAIR	57,324.80	57,324.80	0.00	58,309.52	39,055.99	2,484.92	99,850.43
0000333959	*JOURNEYMAN BODY REPAIR	57,324.80	57,324.80	0.00	60,385.59	23,615.51	225.00	84,226.10
0000341993	*JOURNEYMAN BODY REPAIR	57,324.80	57,324.80	0.00	59,903.58	39,903.49	225.00	100,032.07
0000333597	*JOURNEYMAN BODY REPAIR	57,324.80	57,324.80	0.00	59,922.32	39,851.76	225.00	99,999.08
0000349562	ENVIRO HEALTH SAFETY COORD III	96,000.06	96,000.06	0.00	62,677.87	0.00	0.00	62,677.87
0000318545	*JOURNEYMAN STRUCTURAL INSPECT	57,324.80	57,324.80	0.00	58,959.50	20,866.39	0.00	79,825.89
0000327118	SUPV BUS TRANSPORTATION	68,931.20	68,931.20	0.00	69,503.85	15,674.25	1,988.40	87,166.50
0000339544	*RAIL OPERATOR	52,187.20	52,187.20	0.00	54,663.91	23,048.93	1,003.60	78,716.44
0000349849	AGM HUMAN RESOURCES	195,000.00	195,000.00	0.00	132,500.06	0.00	0.00	132,500.06
0000348927	*BUS OPERATOR	36,899.20	36,899.20	0.00	22,693.49	1,800.73	0.00	24,494.22
0000347861	(DATE LAST EMPLOYED 05-Apr-2023) *BUS OPERATOR	36,899.20	36,899.20	0.00	37,086.30	7,221.54	0.00	44,307.84
0000314813	(DATE LAST EMPLOYED 13-Jun-2023) *RAIL OPERATOR	52,187.20	52,707.20	520.00	47,222.83	17,581.28	1,216.32	66,020.43
0000315389	*BUS OPERATOR	52,187.20	52,707.20	520.00	36,839.50	1,079.40	4,482.84	42,401.74
0000303661	CONTRACT PROFESSIONAL DISPATCH	0.00	0.00	0.00	63,694.91	5,835.25	0.00	69,530.16
0000349895	*BUS OPERATOR	36,899.20	36,899.20	0.00	20,181.68	1,362.20	0.00	21,543.88
0000349114	(DATE LAST EMPLOYED 22-May-2023) *BUS OPERATOR	36,899.20	36,899.20	0.00	31,726.43	5,335.92	0.00	37,062.35
0000302436	*JOURNEYMAN SUPPORT EQUIPMENT	57,844.80	57,844.80	0.00	68,059.36	45,532.04	892.44	114,483.84
0000330396	*BUS OPERATOR	52,187.20	52,187.20	0.00	43,077.37	3,077.06	4,215.14	50,369.57
0000344203	*BUS OPERATOR	44,532.80	48,380.80	3,848.00	43,524.70	10,596.47	1,674.72	55,795.89
0000341883	*BUS OPERATOR	48,380.80	52,187.20	3,806.40	45,384.56	16,157.80	4,249.22	65,791.58
0000334416	*MATERIAL CONTROLLER	47,798.40	48,921.60	1,123.20	49,002.79	8,623.31	372.00	57,998.10
0000342128	*MATERIAL CONTROLLER	52,104.00	53,185.60	1,081.60	53,901.82	13,041.70	0.00	66,943.52
0000332905	*BUS OPERATOR	52,187.20	52,187.20	0.00	50,760.87	31,217.98	163.09	82,141.94
0000342618	*BUS OPERATOR	48,380.80	52,187.20	3,806.40	40,139.61	5,483.59	4,159.59	49,782.79
0000305177	TRANSIT POLICE SERGEANT	76,481.60	79,539.20	3,057.60	81,706.33	23,024.18	9,795.40	114,525.91
0000334987	*JOURNEYMAN RAIL CAR MECHANIC	57,324.80	57,324.80	0.00	57,227.08	124.02	225.00	57,576.10

**METROPOLITAN ATLANTA RAPID TRANSIT AUTHORITY (MARTA)**  
**MARTOC REPORT**

EE NUMBER	TITLE	FY 22	FY 23	DIFFERENCE	REGULAR	OVERTIME	OTHER	TOTAL
		BASE SALARY	BASE SALARY	+/-	EARNINGS	EARNINGS	EARNINGS	EARNINGS
0000320099	*JOURNEYMAN SUPPORT EQUIPMENT	57,324.80	57,324.80	0.00	57,168.10	826.80	225.00	58,219.90
0000304968	*JOURNEYMAN RAIL CAR MECHANIC	57,844.80	57,844.80	0.00	60,314.27	9,271.23	225.00	69,810.50
0000342647	*BUS OPERATOR	44,532.80	48,380.80	3,848.00	50,449.19	8,738.78	0.00	59,187.97
0000333871	*BUS OPERATOR	52,187.20	52,187.20	0.00	41,692.46	4,959.97	6,627.03	53,279.46
0000317637	SR RECRUITER	70,124.60	75,477.22	5,352.62	74,692.37	0.00	5,380.20	80,072.57
0000321866	*RAIL STATION CLEANER	35,672.00	35,672.00	0.00	36,682.40	1,176.93	0.00	37,859.33
0000329347	*JOURNEYMAN ET-RAIL CAR MAINT	49,732.80	57,324.80	7,592.00	57,536.89	4,002.06	225.00	61,763.95
0000332415	ENGINEERING CAD SPECIALIST III	78,674.44	78,674.44	0.00	78,677.95	0.00	0.00	78,677.95
0000320451	*RAIL STATION CLEANER	35,672.00	35,672.00	0.00	32,300.18	0.00	0.00	32,300.18
0000334840	FOREMAN SIGN SHOP	64,500.80	64,500.80	0.00	62,852.51	7,645.89	2,995.30	73,493.70
0000339291	*RAIL OPERATOR	52,187.20	52,187.20	0.00	45,794.13	4,024.04	4,215.12	54,033.29
0000343886	*BUS OPERATOR	44,532.80	48,380.80	3,848.00	43,232.54	6,200.50	3,804.10	53,237.14
0000350009	*BUS OPERATOR	36,899.20	36,899.20	0.00	19,548.74	1,523.45	0.00	21,072.19
0000304908	(DATE LAST EMPLOYED 07-Jul-2023) CAPITAL PROJECT COORDINATOR	77,196.08	77,196.08	0.00	60,571.86	0.00	6,556.53	67,128.39
0000340593	(DATE LAST EMPLOYED 01-Apr-2023) *BUS OPERATOR	48,380.80	52,187.20	3,806.40	34,788.26	1,807.32	2,695.09	39,290.67
0000303002	*BUS OPERATOR	52,707.20	52,707.20	0.00	61,688.34	16,927.53	0.00	78,615.87
0000303737	*RAIL STATION CLEANER	36,192.00	36,192.00	0.00	38,747.60	12,769.43	1,392.00	52,909.03
0000333775	*BUS OPERATOR	52,187.20	52,187.20	0.00	47,749.91	4,651.05	3,813.68	56,214.64
0000327033	*JOURNEYMAN ET-RAIL CAR MAINT	57,324.80	57,324.80	0.00	61,756.84	26,364.61	225.00	88,346.45
0000348807	*BUS OPERATOR	36,899.20	36,899.20	0.00	26,581.33	1,786.67	0.00	28,368.00
0000343408	*SERVICEPERSON I	35,672.00	36,212.80	540.80	37,504.25	11,423.46	0.00	48,927.71
0000345663	TRANSIT POLICE OFFICER	52,728.00	54,870.40	2,142.40	49,118.34	12,285.17	7,858.50	69,262.01
0000325572	LEGAL DEPARTMENT ADMINISTRATOR	81,041.74	81,041.74	0.00	80,730.07	0.00	3,117.00	83,847.07
0000315288	MGR REV SETTLEMT & CLEARINGHSE	99,749.52	99,749.52	0.00	99,749.66	0.00	0.00	99,749.66
0000350039	BREEZE MEDIA DIST AGENT	47,463.00	47,463.00	0.00	23,548.95	0.00	0.00	23,548.95
0000306125	HR PROJECT ADMINISTRATOR	92,074.84	104,321.88	12,247.04	102,994.55	0.00	12,839.63	115,834.18
0000302192	*BUS OPERATOR	51,667.20	52,707.20	1,040.00	24,208.81	3,308.94	0.00	27,517.75
0000306654	ACCOUNTING SPECIALIST III	56,491.50	61,483.50	4,992.00	58,008.44	0.00	0.00	58,008.44
0000320742	*BUS OPERATOR	52,187.20	52,187.20	0.00	54,960.76	17,758.56	0.00	72,719.32
0000347800	OCCUPATIONAL MED SER PRGM SPEC	38,902.50	54,041.52	15,139.02	41,231.72	0.00	0.00	41,231.72
0000333089	*BUS OPERATOR	52,187.20	52,187.20	0.00	56,099.73	21,109.23	0.00	77,208.96
0000324182	*RAIL STATION CLEANER	35,672.00	35,672.00	0.00	34,864.51	7,460.25	548.80	42,873.56
0000333241	AUDITOR III	75,130.38	85,907.12	10,776.74	61,510.80	0.00	14,448.50	75,959.30
0000348223	*BUS OPERATOR	36,899.20	36,899.20	0.00	39,830.31	12,192.28	0.00	52,022.59
0000332061	RAIL SERVICES CONTROLLER	65,728.00	71,552.00	5,824.00	69,561.81	5,590.96	11,696.00	86,848.77



**METROPOLITAN ATLANTA RAPID TRANSIT AUTHORITY (MARTA)**  
**MARTOC REPORT**

EE NUMBER	TITLE	FY 22 BASE SALARY	FY 23 BASE SALARY	DIFFERENCE +/-	REGULAR EARNINGS	OVERTIME EARNINGS	OTHER EARNINGS	TOTAL EARNINGS
0000350037	RECRUITING OFFICER II	69,852.64	69,852.64	0.00	33,941.70	0.00	0.00	33,941.70
0000345852	*JOURNEYMAN ET-RAIL CAR MAINT	54,308.80	55,536.00	1,227.20	53,446.17	1,508.92	225.00	55,180.09
0000303501	*JOURNEYMAN AA BUS TECHNICIAN	57,844.80	57,844.80	0.00	60,866.74	17,541.24	225.00	78,632.98
0000348609	*JOURNEYMAN TRACK MAINTAINER (DATE LAST EMPLOYED 03-Mar-2023)	49,732.80	49,732.80	0.00	21,281.52	1,452.54	0.00	22,734.06
0000320983	*JOURNEYMAN RAIL CAR MECHANIC	57,324.80	57,324.80	0.00	54,109.51	0.00	225.00	54,334.51
0000350302	*JOURNEYMAN BODY REPAIR	49,732.80	49,732.80	0.00	21,584.77	7,854.48	0.00	29,439.25
0000340736	SUPV LIGHT RAIL TRANSPORTATION	57,553.60	60,756.80	3,203.20	58,739.68	3,540.67	5,742.45	68,022.80
0000332060	*RAIL OPERATOR	52,187.20	52,187.20	0.00	48,626.70	3,680.81	5,419.44	57,726.95
0000330297	*JOURNEYMAN ET-TRAIN CONTROL	57,324.80	57,324.80	0.00	63,052.16	16,804.73	225.00	80,081.89
0000321030	*BUS OPERATOR	52,187.20	52,187.20	0.00	50,962.80	21,751.25	3,211.53	75,925.58
0000306762	MGR CONFIGURATION MGMT	119,149.94	119,149.94	0.00	119,150.12	0.00	0.00	119,150.12
0000346114	SUPV COMMUNICATIONS IOC	64,355.20	67,579.20	3,224.00	66,070.24	4,831.11	0.00	70,901.35
0000349178	*LIGHT RAIL OPERATOR (DATE LAST EMPLOYED 04-Jul-2023)	36,899.20	36,899.20	0.00	29,289.50	5,671.45	0.00	34,960.95
0000319183	GEN SUPT RAIL LINE	70,449.60	95,011.54	24,561.94	81,423.30	15,946.56	9,640.32	107,010.18
0000306189	*SECRETARY (N9)	44,241.60	44,241.60	0.00	43,954.29	502.52	0.00	44,456.81
0000349062	*BUS OPERATOR (DATE LAST EMPLOYED 27-Mar-2023)	36,899.20	36,899.20	0.00	20,348.90	2,804.20	0.00	23,153.10
0000337374	*BUS OPERATOR	52,187.20	52,187.20	0.00	54,971.94	23,209.64	200.72	78,382.30
0000337445	*STATION AGENT	46,675.20	46,675.20	0.00	46,851.54	12,487.86	2,244.00	61,583.40
0000329337	SUPV BUS TRANSPORTATION (DATE LAST EMPLOYED 01-Feb-2023)	68,265.60	68,265.60	0.00	44,716.56	9,115.62	4,988.64	58,820.82
0000344236	ACCOUNTING SPECIALIST III	53,859.00	60,664.50	6,805.50	56,389.63	0.00	2,986.83	59,376.46
0000326195	*JOURNEYMAN RAIL CAR MECHANIC	57,324.80	57,324.80	0.00	57,815.76	0.00	225.00	58,040.76
0000348485	*BUS OPERATOR (DATE LAST EMPLOYED 21-Apr-2023)	36,899.20	36,899.20	0.00	31,289.00	5,885.15	0.00	37,174.15
0000331607	*RAIL OPERATOR	52,187.20	52,187.20	0.00	45,763.34	3,117.42	5,369.26	54,250.02
0000332064	DIVISION DISPATCHER	66,185.60	66,185.60	0.00	66,355.30	3,925.55	0.00	70,280.85
0000346221	*BUS OPERATOR	40,705.60	44,532.80	3,827.20	44,318.15	18,055.82	0.00	62,373.97
0000306058	FOREMAN TRACK & STRCT	69,097.60	69,097.60	0.00	72,742.00	25,090.91	797.28	98,630.19
0000326970	OFFICE ADMINISTRATOR II	62,898.68	62,898.68	0.00	62,898.96	0.00	2,419.18	65,318.14
0000338754	*BUS OPERATOR	52,187.20	52,187.20	0.00	54,616.49	14,018.37	602.16	69,237.02
0000344091	*JOURNEYMAN RAIL CAR MECHANIC	49,732.80	57,324.80	7,592.00	58,147.15	6,852.51	225.00	65,224.66
0000346862	DEPARTMENT ADMINISTRATOR	77,250.16	84,975.28	7,725.12	82,006.78	0.00	1,485.59	83,492.37
0000348417	*BUS OPERATOR	36,899.20	36,899.20	0.00	40,886.11	9,420.01	0.00	50,306.12
0000347330	OCCUPATIONAL MED SVCS SPEC	55,000.14	55,000.14	0.00	54,745.05	0.00	0.00	54,745.05
0000328544	*BUS OPERATOR	52,187.20	52,187.20	0.00	54,985.06	13,865.23	0.00	68,850.29
0000341700	*BUS OPERATOR	48,380.80	52,187.20	3,806.40	46,851.06	8,242.74	4,068.72	59,162.52

**METROPOLITAN ATLANTA RAPID TRANSIT AUTHORITY (MARTA)**  
**MARTOC REPORT**

EE NUMBER	TITLE	FY 22 BASE SALARY	FY 23 BASE SALARY	DIFFERENCE +/-	REGULAR EARNINGS	OVERTIME EARNINGS	OTHER EARNINGS	TOTAL EARNINGS
0000305787	TECH BDGT & COMPLIANCE ANALYST	102,473.54	102,473.54	0.00	84,550.31	0.00	17,923.35	102,473.66
0000341472	*BUS OPERATOR	48,380.80	52,187.20	3,806.40	43,160.35	8,565.39	401.44	52,127.18
0000328652	*STATION AGENT	46,675.20	46,675.20	0.00	47,393.72	27,129.96	0.00	74,523.68
0000337526	*BUS OPERATOR	52,187.20	52,187.20	0.00	54,267.47	10,559.42	0.00	64,826.89
0000334661	SUPT BUS COMMUNICATIONS CENTER (DATE LAST EMPLOYED 25-Nov-2022)	80,481.96	80,481.96	0.00	35,296.57	0.00	5,872.38	41,168.95
0000330312	*BUS OPERATOR	52,187.20	52,187.20	0.00	55,539.03	21,278.63	0.00	76,817.66
0000343012	CONFIG MGMT SPECIALIST II	62,890.62	62,890.62	0.00	62,890.62	0.00	0.00	62,890.62
0000333627	*JOURNEYMAN ET-COMPUTER MAINT	57,324.80	57,324.80	0.00	60,119.24	10,758.75	225.00	71,102.99
0000304435	ELECTRICAL MAINTENANCE ENG	90,833.08	90,833.08	0.00	90,833.54	0.00	1,397.44	92,230.98
0000348524	*BUS OPERATOR	36,899.20	36,899.20	0.00	36,740.47	5,172.01	0.00	41,912.48
0000348269	*BUS OPERATOR	36,899.20	36,899.20	0.00	36,734.26	7,372.13	0.00	44,106.39
0000304935	*JOURNEYMAN ELEC POWER ELECT	57,324.80	57,324.80	0.00	52,779.17	9,993.99	5,591.49	68,364.65
0000325243	MOBILITY CUSTOMER CARE REP	43,972.50	43,972.50	0.00	44,563.13	3,347.32	0.00	47,910.45
0000337284	*STATION AGENT	46,675.20	46,675.20	0.00	49,743.52	30,108.88	0.00	79,852.40
0000331103	MAINTENANCE PLANNER FACILITIES	57,324.80	62,400.00	5,075.20	61,392.06	4,296.00	225.00	65,913.06
0000342729	SR DIR CUSTOMER TECH	175,000.02	175,000.02	0.00	26,923.09	0.00	0.00	26,923.09
0000302923	*BUS OPERATOR	52,707.20	52,707.20	0.00	50,944.17	2,751.21	3,446.24	57,141.62
0000326037	TRANSIT POLICE OFFICER	66,726.40	69,409.60	2,683.20	6,755.05	88,098.03	69,642.82	164,495.90
0000331402	*BUS OPERATOR	52,187.20	52,187.20	0.00	48,257.82	21,315.08	4,917.64	74,490.54
0000329221	SUPT STATION ZONE SERVICES	82,649.84	82,649.84	0.00	82,649.79	0.00	11,867.70	94,517.49
0000322457	*BUS OPERATOR	52,187.20	52,187.20	0.00	49,450.49	3,038.01	219.54	52,708.04
0000317765	SUPV CAR REPAIR INSPECTION	57,324.80	60,756.80	3,432.00	56,935.02	0.00	1,492.76	58,427.78
0000346747	*BUS OPERATOR	36,899.20	40,705.60	3,806.40	41,219.01	15,291.40	0.00	56,510.41
0000329342	MOBILITY CUSTOMER CARE REP	43,972.50	43,972.50	0.00	43,562.52	5,202.14	1,183.91	49,948.57
0000350241	*BUS OPERATOR	36,899.20	36,899.20	0.00	19,423.86	2,109.70	0.00	21,533.56
0000345364	*JOURNEYMAN AA BUS TECHNICIAN	55,348.80	57,324.80	1,976.00	56,620.99	6,299.06	225.00	63,145.05
0000314838	PARKING SERVICES CASHIER PT	0.00	0.00	0.00	34,566.95	1,451.25	176.70	36,194.90
0000316258	PARKING SERVICES CASHIER PT	0.00	0.00	0.00	25,480.26	165.66	0.00	25,645.92
0000332384	TRANSIT POLICE OFFICER	69,409.60	69,409.60	0.00	48,944.00	52,552.36	34,160.84	135,657.20
0000321477	RAIL SERVICES CONTROLLER	94,681.60	94,681.60	0.00	96,068.61	42,448.75	11,926.24	150,443.60
0000326874	*BUS OPERATOR	52,187.20	52,187.20	0.00	53,305.57	26,872.67	4,215.12	84,393.36
0000334858	*BUS OPERATOR	52,187.20	52,187.20	0.00	21,541.56	4,748.84	0.00	26,290.40
0000349588	SUPV RAIL LINE	60,756.80	60,756.80	0.00	42,062.40	10,349.14	2,336.80	54,748.34
0000342350	COST ANALYST (DATE LAST EMPLOYED 04-Nov-2022)	78,457.08	74,466.86	-3,990.22	31,733.20	0.00	10,370.77	42,103.97

**METROPOLITAN ATLANTA RAPID TRANSIT AUTHORITY (MARTA)**  
**MARTOC REPORT**

EE NUMBER	TITLE	FY 22	FY 23	DIFFERENCE	REGULAR EARNINGS	OVERTIME EARNINGS	OTHER EARNINGS	TOTAL EARNINGS
		BASE SALARY	BASE SALARY	+/-				
0000306558	FARE COLLECTION COORDINATOR OP	60,118.50	60,118.50	0.00	62,873.41	7,488.55	2,582.02	72,943.98
0000335102	*RAIL OPERATOR	52,187.20	52,187.20	0.00	45,662.01	5,262.21	2,993.99	53,918.21
0000315361	SUPV BUS TRANSPORTATION	68,182.40	68,182.40	0.00	61,497.70	27,794.51	20,053.68	109,345.89
0000349973	*JOURNEYMAN ET-RAIL CAR MAINT	49,732.80	49,732.80	0.00	27,735.61	1,434.60	0.00	29,170.21
0000337524	*RAIL STATION CLEANER	35,672.00	35,672.00	0.00	35,507.63	205.80	2,512.48	38,225.91
0000320498	*JOURNEYMAN AA BUS TECHNICIAN	57,324.80	57,324.80	0.00	61,154.10	7,255.19	225.00	68,634.29
0000302849	*RAIL OPERATOR (DATE LAST EMPLOYED 01-May-2023)	52,707.20	52,707.20	0.00	37,968.43	4,568.85	1,824.48	44,361.76
0000303937	CONTRACT PROFESSIONAL DISPATCH	0.00	0.00	0.00	65,613.90	7,611.00	0.00	73,224.90
0000304399	*STATION AGENT	47,195.20	47,195.20	0.00	42,169.37	2,348.43	6,750.29	51,268.09
0000316068	SUPV RAIL CAR APPEARANCE	63,710.40	63,710.40	0.00	65,463.44	10,376.44	918.90	76,758.78
0000347221	*BUS OPERATOR (DATE LAST EMPLOYED 14-Jul-2023)	36,899.20	36,899.20	0.00	21,989.01	1,057.51	0.00	23,046.52
0000341565	BENEFITS-CUSTOMER SVC REP (DATE LAST EMPLOYED 20-Jan-2023)	61,760.92	56,295.46	-5,465.46	34,815.50	0.00	3,446.46	38,261.96
0000333342	FIELD INSPECTOR III	68,542.50	68,542.50	0.00	69,400.05	14,608.65	0.00	84,008.70
0000344990	*JOURNEYMAN BUS TECHNICIAN	53,352.00	54,308.80	956.80	55,672.88	2,957.03	225.00	58,854.91
0000322932	SUPV RAIL LINE	64,480.00	64,480.00	0.00	65,390.30	13,408.23	4,125.00	82,923.53
0000322694	*BUS OPERATOR	52,187.20	52,187.20	0.00	55,460.86	15,948.33	0.00	71,409.19
0000338637	*DYNAMOMETER OPERATOR	55,140.80	55,140.80	0.00	25,022.46	3,310.47	225.00	28,557.93
0000331046	*BUS OPERATOR	52,187.20	52,187.20	0.00	55,214.44	17,382.97	0.00	72,597.41
0000333061	MEDIA SALES REP (DATE LAST EMPLOYED 30-Jun-2023)	31,044.00	31,044.00	0.00	32,231.79	3,480.82	1,313.40	37,026.01
0000347428	TRANSIT POLICE OFFICER	52,728.00	54,870.40	2,142.40	47,789.81	18,862.89	9,763.58	76,416.28
0000344809	*BUS OPERATOR	44,532.80	48,380.80	3,848.00	47,203.22	11,538.35	0.00	58,741.57
0000305793	*JOURNEYMAN AA BUS TECHNICIAN	57,844.80	57,844.80	0.00	59,431.31	18,552.83	447.48	78,431.62
0000349180	*PT BUS OPERATOR	23,062.00	23,062.00	0.00	23,183.62	228.35	0.00	23,411.97
0000336455	FIELD INSPECTOR III	68,211.00	68,211.00	0.00	68,317.83	10,649.52	6,996.00	85,963.35
0000347290	FIELD INSPECTOR II	61,659.00	61,659.00	0.00	64,299.49	14,495.81	0.00	78,795.30
0000338284	CLAIMS ADJUSTER II	61,532.64	61,532.64	0.00	61,533.05	0.00	0.00	61,533.05
0000334392	*RAIL OPERATOR	52,187.20	52,187.20	0.00	51,871.63	8,025.40	1,003.60	60,900.63
0000302448	*DYNAMOMETER OPERATOR	57,844.80	57,844.80	0.00	60,606.28	25,602.68	225.00	86,433.96
0000348159	ENVIRO HEALTH SAFETY COORD II	80,570.88	80,570.88	0.00	61,307.26	0.00	1,704.40	63,011.66
0000346809	*BUS OPERATOR	36,899.20	40,705.60	3,806.40	36,479.24	15,924.98	0.00	52,404.22
0000337845	TRANSIT POLICE OFFICER SPECIAL	64,168.00	66,726.40	2,558.40	57,098.34	29,468.87	18,128.52	104,695.73
0000302960	QUALITY CTRL INSP BUS MAINT	67,060.50	67,060.50	0.00	67,946.91	3,584.39	8,253.60	79,784.90
0000341702	*BUS OPERATOR	48,380.80	52,187.20	3,806.40	46,791.57	11,545.29	3,711.22	62,048.08
0000342756	RECRUITING OFFICER II (DATE LAST EMPLOYED 17-Jun-2023)	61,800.44	61,800.44	0.00	61,799.34	0.00	1,172.63	62,971.97

**METROPOLITAN ATLANTA RAPID TRANSIT AUTHORITY (MARTA)**  
**MARTOC REPORT**

EE NUMBER	TITLE	FY 22	FY 23	DIFFERENCE	REGULAR	OVERTIME	OTHER	TOTAL
		BASE SALARY	BASE SALARY	+/-	EARNINGS	EARNINGS	EARNINGS	EARNINGS
0000333326	*JOURNEYMAN OVERHAULER	57,324.80	57,324.80	0.00	58,026.26	8,423.04	0.00	66,449.30
0000337652	*BUS OPERATOR	52,187.20	52,187.20	0.00	53,369.18	15,593.05	2,007.20	70,969.43
0000324859	INSTRUCTOR CAR MAINT ELECT	67,891.20	77,729.60	9,838.40	68,973.28	0.00	7,370.00	76,343.28
0000348719	*JOURNEYMAN TRACK MAINTAINER	53,872.00	53,872.00	0.00	49,854.17	6,493.05	0.00	56,347.22
0000345649	*JOURNEYMAN ET-RADIO MAINT	54,308.80	55,536.00	1,227.20	60,269.25	38,590.30	225.00	99,084.55
0000323416	*BUS OPERATOR (DATE LAST EMPLOYED 01-Feb-2023)	52,187.20	52,187.20	0.00	37,436.46	6,629.09	0.00	44,065.55
0000334993	SYSTEM SAFETY COORDINATOR (DATE LAST EMPLOYED 06-Jul-2023)	94,150.94	94,150.94	0.00	94,149.15	0.00	11,105.00	105,254.15
0000346792	DEPARTMENT ADMINISTRATOR	68,569.54	68,569.54	0.00	68,568.18	0.00	0.00	68,568.18
0000333102	TRANSIT POLICE LIEUTENANT	86,548.80	90,022.40	3,473.60	96,134.00	15,189.86	2,596.80	113,920.66
0000326468	TEST ENGINEER	99,270.60	99,270.60	0.00	99,271.72	0.00	1,285.94	100,557.66
0000348173	CJIT-CALL TAKER	40,913.60	48,006.40	7,092.80	51,968.49	17,334.37	0.00	69,302.86
0000341910	TRANSIT POLICE OFFICER SPECIAL	54,870.40	54,870.40	0.00	49,211.57	21,125.88	9,460.18	79,797.63
0000340595	*BUS OPERATOR	48,380.80	52,187.20	3,806.40	51,120.41	11,618.89	2,584.28	65,323.58
0000338546	CLAIMS ADJUSTER III	74,263.28	74,263.28	0.00	74,263.69	0.00	6,283.82	80,547.51
0000315363	TRANSIT POLICE SERGEANT	79,539.20	79,539.20	0.00	85,192.60	31,209.56	11,656.64	128,058.80
0000318835	*BUS OPERATOR (DATE LAST EMPLOYED 01-Jan-2023)	52,187.20	52,187.20	0.00	35,409.38	14,480.89	602.16	50,492.43
0000314749	*BUS OPERATOR	52,187.20	52,187.20	0.00	54,974.43	25,331.49	802.88	81,108.80
0000344162	CRIMINAL JUSTICE ADMINISTRA	34,985.60	46,612.80	11,627.20	40,099.69	4,364.77	458.07	44,922.53
0000341118	*JOURNEYMAN ELEC POWER ELECT	57,324.80	57,324.80	0.00	70,247.43	17,331.82	225.00	87,804.25
0000339132	SR DIR COMMUNICATIONS	118,965.34	135,000.06	16,034.72	122,667.70	0.00	2,287.80	124,955.50
0000330891	*BUS OPERATOR	52,187.20	52,187.20	0.00	54,136.57	21,170.20	2,810.08	78,116.85
0000338305	SUPV LIGHT RAIL MAINT	57,324.80	60,756.80	3,432.00	56,233.99	5,564.75	1,603.00	63,401.74
0000341503	FIELD INSPECTOR III	64,642.50	64,642.50	0.00	66,507.10	21,970.37	5,095.49	93,572.96
0000305180	*JOURNEYMAN ET-TELEPHONE MAINT	57,324.80	57,324.80	0.00	59,338.45	4,847.15	225.00	64,410.60
0000302862	SUPV PARKING SVC (DATE LAST EMPLOYED 01-Jan-2023)	46,039.50	46,039.50	0.00	24,981.58	676.62	3,624.14	29,282.34
0000336993	*BUS OPERATOR	48,380.80	52,187.20	3,806.40	47,508.54	3,689.66	2,594.73	53,792.93
0000340199	PROTECTIVE SPEC POLICE CADET	44,137.60	44,137.60	0.00	44,426.95	14,222.51	3,798.38	62,447.84
0000342960	*BUS OPERATOR (DATE LAST EMPLOYED 12-Oct-2022)	44,532.80	48,380.80	3,848.00	20,955.98	5,676.87	0.00	26,632.85
0000342309	*RAIL STATION CLEANER	35,672.00	35,672.00	0.00	33,070.67	4,296.08	3,468.27	40,835.02
0000326992	SR DEV PROJECT MANAGER	90,758.46	90,758.46	0.00	90,758.69	0.00	5,817.87	96,576.56
0000305251	*JOURNEYMAN ET-RAIL CAR MAINT	57,844.80	57,844.80	0.00	57,672.05	1,230.60	2,672.28	61,574.93
0000304897	*JOURNEYMAN RAIL CAR MECHANIC	57,844.80	57,844.80	0.00	57,636.70	166.87	225.00	58,028.57
0000322486	*RAIL STATION CLEANER	35,672.00	35,672.00	0.00	40,674.07	4,083.85	0.00	44,757.92
0000331723	FARE COLLECTION PROCESSOR	30,127.50	34,456.50	4,329.00	34,418.28	0.00	0.00	34,418.28

**METROPOLITAN ATLANTA RAPID TRANSIT AUTHORITY (MARTA)**  
**MARTOC REPORT**

EE NUMBER	TITLE	FY 22	FY 23	DIFFERENCE	REGULAR	OVERTIME	OTHER	TOTAL
		BASE SALARY	BASE SALARY	+/-	EARNINGS	EARNINGS	EARNINGS	EARNINGS
0000343526	*BUS OPERATOR	44,532.80	48,380.80	3,848.00	44,830.68	12,200.07	2,590.32	59,621.07
0000329996	*JOURNEYMAN RAIL CAR MECHANIC	57,324.80	57,324.80	0.00	47,156.93	1,198.87	225.00	48,580.80
0000334760	*BUS OPERATOR	52,187.20	52,187.20	0.00	48,819.42	5,310.76	4,616.56	58,746.74
0000342127	(DATE LAST EMPLOYED 15-Jun-2023) TRANSIT POLICE OFFICER	57,054.40	59,363.20	2,308.80	57,051.81	5,150.40	6,909.05	69,111.26
0000349788	*BUS OPERATOR	36,899.20	36,899.20	0.00	25,013.36	5,649.90	0.00	30,663.26
0000349764	*BUS OPERATOR	36,899.20	36,899.20	0.00	25,853.02	4,530.68	0.00	30,383.70
0000338009	SYSTEMS ENGINEER V	88,267.40	88,267.40	0.00	88,271.12	0.00	15,163.91	103,435.03
0000337862	*BUS OPERATOR	52,187.20	52,187.20	0.00	44,149.14	10,575.90	2,207.92	56,932.96
0000346814	SR ADMINISTRATIVE ASSISTANT	53,079.00	53,079.00	0.00	53,079.00	0.00	0.00	53,079.00
0000343780	*SERVICEPERSON IV	42,702.40	42,702.40	0.00	46,429.44	30,833.61	0.00	77,263.05
0000348536	SR EXECUTIVE ADMINISTRATOR	78,000.00	78,000.00	0.00	77,400.00	0.00	0.00	77,400.00
0000342921	INSTRUCTOR TRACK	62,587.20	70,012.80	7,425.60	69,006.51	28,011.81	2,497.47	99,515.79
0000302751	*JOURNEYMAN RAIL CAR MECHANIC	57,844.80	57,844.80	0.00	58,332.84	0.00	225.00	58,557.84
0000320972	*JOURNEYMAN PAINTER	57,324.80	57,324.80	0.00	59,860.68	4,909.13	225.00	64,994.81
0000349999	*BUS OPERATOR	36,899.20	36,899.20	0.00	21,523.71	2,053.52	0.00	23,577.23
0000347066	(DATE LAST EMPLOYED 19-Jul-2023) SECURITY TECHNICIAN	61,921.60	61,921.60	0.00	67,424.21	86.70	2,044.31	69,555.22
0000337931	*BUS OPERATOR	52,187.20	52,187.20	0.00	52,937.03	2,970.65	401.44	56,309.12
0000307088	*SERVICEPERSON IV	42,702.40	42,702.40	0.00	46,952.03	32,042.28	0.00	78,994.31
0000349018	*SERVICEPERSON IV	40,539.20	40,539.20	0.00	33,759.54	3,213.93	0.00	36,973.47
0000331803	*APPRENTICE MECHANIC	45,115.20	49,254.40	4,139.20	45,523.54	3,579.02	1,700.00	50,802.56
0000320442	*BUS OPERATOR	44,532.80	48,380.80	3,848.00	44,526.79	5,195.38	2,419.04	52,141.21
0000347384	PROTECTIVE SPEC POLICE CADET	44,137.60	44,137.60	0.00	49,479.00	6,876.89	4,244.00	60,599.89
0000302656	*STATION AGENT	47,195.20	47,195.20	0.00	51,571.23	23,365.11	2,586.69	77,523.03
0000338215	*BUS OPERATOR	52,187.20	52,187.20	0.00	54,775.31	11,423.47	0.00	66,198.78
0000339659	*SERVICEPERSON I	39,956.80	39,956.80	0.00	33,499.56	12,685.88	153.68	46,339.12
0000341334	*SERVICEPERSON I	39,956.80	39,956.80	0.00	41,500.38	2,240.40	0.00	43,740.78
0000341662	*JOURNEYMAN ELEC POWER ELECT	57,324.80	57,324.80	0.00	64,914.10	23,739.54	225.00	88,878.64
0000335998	*BUS OPERATOR	52,187.20	52,187.20	0.00	45,277.84	5,128.98	2,810.08	53,216.90
0000330298	*SERVICEPERSON IV	42,702.40	42,702.40	0.00	45,477.77	15,451.51	0.00	60,929.28
0000348231	*BUS OPERATOR	36,899.20	36,899.20	0.00	40,206.94	8,273.95	0.00	48,480.89
0000316115	*JOURNEYMAN ELEC POWER ELECT	57,324.80	57,324.80	0.00	52,055.72	11,678.59	4,855.08	68,589.39
0000323962	TRANSIT POLICE OFFICER	66,726.40	69,409.60	2,683.20	73,628.75	40,715.06	8,084.16	122,427.97
0000335636	DIR TRANSIT ORIENTED DEV	138,932.56	138,932.56	0.00	138,932.70	0.00	0.00	138,932.70
0000337437	*SERVICEPERSON II	39,956.80	39,956.80	0.00	39,877.20	410.63	0.00	40,287.83
0000343054	*BUS OPERATOR	44,532.80	48,380.80	3,848.00	36,522.21	6,909.22	0.00	43,431.43

METROPOLITAN ATLANTA RAPID TRANSIT AUTHORITY (MARTA)  
MARTOC REPORT

EE NUMBER	TITLE	FY 22 BASE SALARY	FY 23 BASE SALARY	DIFFERENCE +/-	REGULAR EARNINGS	OVERTIME EARNINGS	OTHER EARNINGS	TOTAL EARNINGS
0000349059	(DATE LAST EMPLOYED 14-Feb-2023) *BUS OPERATOR	36,899.20	36,899.20	0.00	33,202.22	6,431.21	0.00	39,633.43
0000348569	*BUS OPERATOR	36,899.20	36,899.20	0.00	38,016.16	7,178.95	0.00	45,195.11
0000315253	*BUS OPERATOR	52,187.20	52,707.20	520.00	51,320.48	9,730.35	3,434.24	64,485.07
0000345702	*JOURNEYMAN ET-RADIO MAINT	54,308.80	55,536.00	1,227.20	58,063.15	29,581.49	225.00	87,869.64
0000343773	DIVISION DISPATCHER	44,532.80	57,116.80	12,584.00	50,759.74	11,331.29	0.00	62,091.03
0000321796	SR FINANCIAL ANALYST	112,990.02	112,990.02	0.00	109,076.37	0.00	9,995.31	119,071.68
0000346949	PERFORMANCE ANALYST	75,072.14	75,072.14	0.00	75,033.48	0.00	0.00	75,033.48
0000344408	TRANSIT POLICE OFFICER	50,731.20	52,728.00	1,996.80	54,635.63	20,802.52	8,141.22	83,579.37
0000334968	*JOURNEYMAN AA BUS TECHNICIAN	57,324.80	57,324.80	0.00	58,980.17	3,865.35	225.00	63,070.52
0000336912	*BUS OPERATOR	52,187.20	52,187.20	0.00	50,367.79	4,128.98	3,948.42	58,445.19
0000303400	*BUS OPERATOR	52,707.20	52,707.20	0.00	47,904.77	14,149.68	5,270.72	67,325.17
0000346650	*SERVICEPERSON IV	38,272.00	42,702.40	4,430.40	41,551.40	8,130.96	0.00	49,682.36
0000336892	*JOURNEYMAN ET-TRAIN CONTROL	57,324.80	57,324.80	0.00	59,836.74	28,824.33	225.00	88,886.07
0000347450	*BUS OPERATOR	36,899.20	36,899.20	0.00	24,102.25	8,230.30	0.00	32,332.55
0000304527	SUPV APARC SYSTEM	52,395.20	63,277.50	10,882.30	58,505.40	6,961.94	0.00	65,467.34
0000333339	*REVENUE AGENT	46,716.80	48,942.40	2,225.60	43,901.87	5,983.11	0.00	49,884.98
0000303972	*REVENUE AGENT	52,395.20	52,395.20	0.00	50,228.49	7,783.75	0.00	58,012.24
0000348534	(DATE LAST EMPLOYED 01-Apr-2023) CJIT-CALL TAKER	48,006.40	48,006.40	0.00	25,482.06	3,785.12	1,338.64	30,605.82
0000337604	(DATE LAST EMPLOYED 15-Jan-2023) *JOURNEYMAN TRACK MAINTAINER	49,732.80	53,872.00	4,139.20	56,586.79	17,350.84	0.00	73,937.63
0000306691	*BUS OPERATOR	52,187.20	52,187.20	0.00	52,916.62	14,278.47	3,251.17	70,446.26
0000345561	ARCHITECT V	95,067.70	95,067.70	0.00	95,068.08	0.00	703.02	95,771.10
0000335911	*JOURNEYMAN TRACK MAINTAINER (DATE LAST EMPLOYED 09-Feb-2023)	49,732.80	49,732.80	0.00	19,868.67	134.50	0.00	20,003.17
0000322373	*BUS OPERATOR	52,187.20	52,187.20	0.00	35,768.11	3,867.01	2,609.36	42,244.48
0000302263	TRANSIT POLICE LIEUTENANT	96,865.60	96,865.60	0.00	119,619.73	6,639.93	23,634.40	149,894.06
0000349696	SR EXECUTIVE ADMINISTRATOR (DATE LAST EMPLOYED 08-Feb-2023)	82,051.06	82,051.06	0.00	21,328.31	0.00	683.76	22,012.07
0000324753	IT QUALITY ASSURANCE ENGINEER (DATE LAST EMPLOYED 24-Oct-2022)	108,685.98	108,685.98	0.00	32,225.40	0.00	0.00	32,225.40
0000324857	*RAIL OPERATOR	52,187.20	52,187.20	0.00	54,765.29	16,722.87	0.00	71,488.16
0000349314	CJIT-POLICE DISPATCHER	52,062.40	52,062.40	0.00	47,553.49	16,845.19	0.00	64,398.68
0000338765	*SERVICEPERSON I	35,672.00	38,272.00	2,600.00	38,543.20	824.10	0.00	39,367.30
0000321904	SUPV RAIL LINE	69,076.80	69,076.80	0.00	74,798.17	15,275.74	1,328.40	91,402.31
0000348054	*BUS OPERATOR	36,899.20	36,899.20	0.00	38,397.12	10,292.36	0.00	48,689.48
0000331124	SUPV BUS & RAIL STORES	66,456.00	66,456.00	0.00	66,903.30	255.60	1,278.00	68,436.90
0000304661	*BUS OPERATOR	52,707.20	52,707.20	0.00	55,581.50	14,471.65	0.00	70,053.15
0000343228	*BUS OPERATOR	44,532.80	48,380.80	3,848.00	28,212.56	6,408.57	230.74	34,851.87

METROPOLITAN ATLANTA RAPID TRANSIT AUTHORITY (MARTA)  
MARTOC REPORT

EE NUMBER	TITLE	FY 22 BASE SALARY	FY 23 BASE SALARY	DIFFERENCE +/-	REGULAR EARNINGS	OVERTIME EARNINGS	OTHER EARNINGS	TOTAL EARNINGS
0000305859	*STATION AGENT	47,195.20	47,195.20	0.00	47,320.00	15,834.84	0.00	63,154.84
0000345627	*JOURNEYMAN BUS TECHNICIAN	53,352.00	54,142.40	790.40	53,799.22	8,178.80	225.00	62,203.02
0000303507	BUYER PLANNER III	83,960.50	92,356.68	8,396.18	83,963.13	0.00	4,843.89	88,807.02
0000346300	MGR EMPLOYEE RELATIONS	100,491.04	107,994.12	7,503.08	103,376.60	0.00	0.00	103,376.60
0000322183	*BUS OPERATOR	52,187.20	52,187.20	0.00	55,699.10	24,368.05	0.00	80,067.15
0000333279	*INFORMATION SYSTEMS REC CLERK (DATE LAST EMPLOYED 14-Jun-2023)	39,811.20	39,811.20	0.00	32,815.59	21.54	0.00	32,837.13
0000348393	*BUS OPERATOR	36,899.20	36,899.20	0.00	39,857.60	6,851.67	0.00	46,709.27
0000328736	RESIDENT ENGINEER	114,072.92	114,072.92	0.00	114,073.10	0.00	9,652.33	123,725.43
0000305277	INSTRUCTOR CAR MAINT ELECT	69,076.80	78,977.60	9,900.80	72,031.12	4,489.37	0.00	76,520.49
0000306435	MAINTENANCE PLANNER BUS	68,764.80	68,764.80	0.00	69,019.15	1,597.01	0.00	70,616.16
0000304153	*CUSTOMER INFORMATION OPERATOR	40,331.20	40,331.20	0.00	38,314.70	1,825.12	1,851.75	41,991.57
0000349238	*JOURNEYMAN BUS TECHNICIAN	52,811.20	52,811.20	0.00	40,644.55	4,429.40	0.00	45,073.95
0000332613	*BUS OPERATOR (DATE LAST EMPLOYED 28-Sep-2022)	52,187.20	52,187.20	0.00	19,663.56	2,919.77	0.00	22,583.33
0000337278	*BUS OPERATOR	52,187.20	52,187.20	0.00	53,226.26	31,166.44	1,605.76	85,998.46
0000344676	PROJECT MANAGER I	90,879.10	90,879.10	0.00	90,878.41	0.00	4,660.48	95,538.89
0000346996	*JOURNEYMAN BUS TECHNICIAN	49,732.80	53,352.00	3,619.20	52,315.28	6,954.23	225.00	59,494.51
0000348307	*BUS OPERATOR	36,899.20	36,899.20	0.00	39,949.48	10,292.59	0.00	50,242.07
0000320666	MAINTENANCE PLANNER FACILITIES	71,988.80	79,187.68	7,198.88	78,460.73	11,732.43	7,672.70	97,865.86
0000331370	TRANSIT POLICE SERGEANT	69,409.60	79,539.20	10,129.60	69,868.75	22,511.94	13,896.00	106,276.69
0000331460	TRANSIT POLICE SERGEANT	70,761.60	73,548.80	2,787.20	74,476.51	12,459.14	4,384.64	91,320.29
0000333593	*JOURNEYMAN TRACK WALKER	57,324.80	57,324.80	0.00	59,717.40	24,948.71	0.00	84,666.11
0000341660	*SERVICEPERSON V	54,142.40	54,142.40	0.00	55,025.37	13,285.11	0.00	68,310.48
0000315283	FOREMAN COMMUNICATION	67,059.20	67,059.20	0.00	69,893.84	24,811.16	4,094.48	98,799.48
0000321609	*RAIL OPERATOR	52,187.20	52,187.20	0.00	39,759.35	15,174.92	5,349.70	60,283.97
0000330611	*JOURNEYMAN ET-HVAC	57,324.80	57,324.80	0.00	56,878.72	7,317.18	225.00	64,420.90
0000303150	SUPT RAIL CAR MAINT	87,336.60	87,336.60	0.00	87,338.73	0.00	10,301.24	97,639.97
0000345001	*BUS OPERATOR	40,705.60	44,532.80	3,827.20	41,853.03	7,010.42	2,011.20	50,874.65
0000344950	*JOURNEYMAN BUS TECHNICIAN	53,352.00	54,308.80	956.80	55,072.69	4,996.54	225.00	60,294.23
0000332082	*BUS OPERATOR	52,187.20	52,187.20	0.00	55,761.94	13,311.25	269.72	69,342.91
0000327675	FOREMAN POWER	67,080.00	67,080.00	0.00	67,215.92	7,232.10	1,370.77	75,818.79
0000306076	SUPV STATION CARE	69,509.44	69,509.44	0.00	69,555.76	17,938.81	7,710.94	95,205.51
0000303662	*JOURNEYMAN RAIL CAR MECHANIC (DATE LAST EMPLOYED 01-Mar-2023)	57,844.80	57,844.80	0.00	27,896.99	2,169.18	16,911.00	46,977.17
0000320578	*RAIL OPERATOR	52,187.20	52,187.20	0.00	51,048.41	8,916.17	2,609.36	62,573.94
0000306669	PARKING SERVICES CASHIER PT	0.00	0.00	0.00	25,369.75	172.31	0.00	25,542.06

METROPOLITAN ATLANTA RAPID TRANSIT AUTHORITY (MARTA)  
MARTOC REPORT

EE NUMBER	TITLE	FY 22	FY 23	DIFFERENCE	REGULAR	OVERTIME	OTHER	TOTAL
		BASE SALARY	BASE SALARY	+/-	EARNINGS	EARNINGS	EARNINGS	EARNINGS
0000337696	*JOURNEYMAN ET-TRAIN CONTROL	57,324.80	57,324.80	0.00	58,332.51	14,954.77	225.00	73,512.28
0000339457	*JOURNEYMAN ET-RAIL CAR MAINT	57,324.80	57,324.80	0.00	56,446.31	6,945.12	445.48	63,836.91
0000347655	*BUS OPERATOR (DATE LAST EMPLOYED 07-Apr-2023)	36,899.20	36,899.20	0.00	30,478.11	4,442.10	0.00	34,920.21
0000342762	CJIT-POLICE DISPATCHER	45,177.60	53,705.60	8,528.00	60,395.04	24,845.45	463.76	85,704.25
0000306190	FARE COLLECTION PROCESSOR	36,679.50	36,679.50	0.00	37,099.07	3,775.24	2,821.50	43,695.81
0000341659	*JOURNEYMAN ET-TRAIN CONTROL	57,324.80	57,324.80	0.00	60,709.56	21,682.88	225.00	82,617.44
0000320920	FOREMAN TRAIN CONTROL	69,097.60	69,097.60	0.00	72,085.95	22,491.39	0.00	94,577.34
0000320499	*JOURNEYMAN TRACK WALKER	57,324.80	57,324.80	0.00	64,545.28	24,307.95	0.00	88,853.23
0000347697	*JOURNEYMAN ELEC POWER ELECT	49,732.80	54,308.80	4,576.00	50,751.18	7,988.96	225.00	58,965.14
0000345664	*JOURNEYMAN ET-TRAIN CONTROL	54,308.80	57,324.80	3,016.00	57,883.92	21,723.89	225.00	79,832.81
0000336148	*JOURNEYMAN ET-TRAIN CONTROL	57,324.80	57,324.80	0.00	60,537.31	24,018.59	500.60	85,056.50
0000320692	*JOURNEYMAN SUPPORT EQUIPMENT	57,324.80	57,324.80	0.00	56,060.80	5,498.22	1,768.36	63,327.38
0000335856	*BUS OPERATOR	52,187.20	52,187.20	0.00	54,416.22	12,092.26	1,605.76	68,114.24
0000335512	FOREMAN COMMUNICATION	64,480.00	64,480.00	0.00	66,611.54	16,220.46	4,650.00	87,482.00
0000348056	*BUS OPERATOR	36,899.20	36,899.20	0.00	38,069.26	8,654.72	0.00	46,723.98
0000346078	*BUS OPERATOR	40,705.60	44,532.80	3,827.20	40,342.57	17,292.12	0.00	57,634.69
0000318116	*BUS OPERATOR	52,187.20	52,187.20	0.00	54,995.82	14,746.25	3,060.98	72,803.05
0000335692	IT QUALITY ASSURANCE ANALYST	87,029.80	87,029.80	0.00	87,030.25	0.00	0.00	87,030.25
0000346264	TRANSIT POLICE OFFICER (DATE LAST EMPLOYED 27-Jan-2023)	48,776.00	48,776.00	0.00	32,746.18	4,490.14	11,256.24	48,492.56
0000338968	*STATION AGENT	46,675.20	46,675.20	0.00	47,121.99	4,973.28	0.00	52,095.27
0000340141	*SERVICEPERSON I	39,956.80	39,956.80	0.00	37,038.88	2,233.17	614.72	39,886.77
0000321602	*SERVICEPERSON I	39,956.80	39,956.80	0.00	41,695.55	4,379.93	0.00	46,075.48
0000343497	*LIGHT RAIL OPERATOR	44,532.80	48,380.80	3,848.00	34,165.70	9,222.33	1,630.32	45,018.35
0000302511	SUPV CAR REPAIR INSPECTION	60,756.80	60,756.80	0.00	61,808.00	6,601.88	9,191.22	77,601.10
0000306517	OFFICE ADMINISTRATOR II	48,340.50	64,395.24	16,054.74	52,663.04	0.00	5,829.15	58,492.19
0000347843	*RAIL STATION CLEANER	30,180.80	32,032.00	1,851.20	33,063.05	11,821.06	0.00	44,884.11
0000321623	GEN SUPT CONTROL CENTER	103,378.60	120,640.26	17,261.66	109,141.73	0.00	15,506.82	124,648.55
0000304915	SR RETIREMENT BENEFITS ANLYST	94,891.68	94,891.68	0.00	95,360.90	0.00	4,014.65	99,375.55
0000342971	DISPATCHER-RAIL TRANSPORTATION	44,532.80	60,756.80	16,224.00	57,727.35	20,877.94	3,221.87	81,827.16
0000332066	ACCOUNTING SPECIALIST III	55,477.50	60,372.00	4,894.50	58,113.97	5,566.23	5,054.87	68,735.07
0000318805	TRANSIT POLICE OFFICER	66,726.40	69,409.60	2,683.20	74,691.84	8,720.78	6,340.30	89,752.92
0000345550	TRANSIT POLICE OFFICER SPECIAL	50,731.20	52,728.00	1,996.80	52,872.91	9,462.55	8,291.89	70,627.35
0000329512	PROJECT CONTROLS ANALYST	63,509.16	68,918.20	5,409.04	66,212.94	0.00	3,613.91	69,826.85
0000348076	*PT BUS OPERATOR	0.00	0.00	0.00	22,697.11	125.08	0.00	22,822.19
0000348306	*BUS OPERATOR	36,899.20	36,899.20	0.00	38,117.41	4,630.49	0.00	42,747.90



**METROPOLITAN ATLANTA RAPID TRANSIT AUTHORITY (MARTA)**  
**MARTOC REPORT**

EE NUMBER	TITLE	FY 22 BASE SALARY	FY 23 BASE SALARY	DIFFERENCE +/-	REGULAR EARNINGS	OVERTIME EARNINGS	OTHER EARNINGS	TOTAL EARNINGS
0000348176	*BUS OPERATOR	36,899.20	36,899.20	0.00	30,148.63	6,249.17	0.00	36,397.80
0000334902	ROOF INSPECTOR III	79,299.74	79,299.74	0.00	79,302.16	0.00	0.00	79,302.16
0000317355	WEB DEVELOPER III	93,438.54	93,438.54	0.00	91,653.86	0.00	3,942.72	95,596.58
0000335915	FOREMAN TRACK & STRCT (DATE LAST EMPLOYED 08-Jul-2023)	64,480.00	64,480.00	0.00	68,245.39	28,412.69	3,875.00	100,533.08
0000317445	TRANSIT POLICE SERGEANT	72,196.80	76,481.60	4,284.80	67,225.55	25,018.92	16,145.87	108,390.34
0000334254	TECHNICAL INSPECTOR (DATE LAST EMPLOYED 25-Apr-2023)	53,996.80	53,996.80	0.00	44,729.08	6,178.48	2,430.90	53,338.46
0000330966	*CUSTOMER INFO REPRESENTATIVE	39,811.20	39,811.20	0.00	38,040.76	2,576.75	2,282.45	42,899.96
0000332128	*BUS OPERATOR	52,187.20	52,187.20	0.00	51,469.53	6,324.67	2,916.23	60,710.43
0000326061	IT QUALITY ASSURANCE ENGINEER	64,904.84	101,101.00	36,196.16	80,215.29	0.00	51.60	80,266.89
0000348669	TRANSIT POLICE OFFICER	48,776.00	48,776.00	0.00	45,881.83	6,138.05	281.40	52,301.28
0000347475	*JOURNEYMAN BUS TECHNICIAN	49,732.80	52,811.20	3,078.40	53,620.85	7,014.70	225.00	60,860.55
0000347153	CONTRACT PROFESSIONAL	0.00	0.00	0.00	117,113.06	22,154.87	0.00	139,267.93
0000342765	*MATERIAL CONTROLLER LEAD	46,716.80	50,502.40	3,785.60	46,629.21	445.59	1,305.15	48,379.95
0000303181	SUPV CAR REPAIR INSPECTION	68,452.80	68,452.80	0.00	72,270.92	5,956.16	2,632.80	80,859.88
0000347648	*BUS OPERATOR	36,899.20	40,705.60	3,806.40	39,764.36	12,014.07	740.41	52,518.84
0000324715	SUPV BUS TRANSPORTATION	68,182.40	68,182.40	0.00	71,531.98	31,527.89	2,876.96	105,936.83
0000346128	*APPRENTICE MECHANIC	45,115.20	49,254.40	4,139.20	48,126.11	4,242.07	0.00	52,368.18
0000315310	*SERVICEPERSON I (A)	40,539.20	41,059.20	520.00	43,016.05	5,306.37	0.00	48,322.42
0000305197	*BUS OPERATOR	52,707.20	52,707.20	0.00	46,260.90	534.05	2,229.92	49,024.87
0000335450	*BUS OPERATOR	52,187.20	52,187.20	0.00	44,180.51	3,180.96	2,057.38	49,418.85
0000331118	INSTRUCTOR BUS OPERATIONS	60,112.00	68,182.40	8,070.40	63,502.44	28,590.42	0.00	92,092.86
0000344922	*BUS OPERATOR	40,705.60	44,532.80	3,827.20	42,845.65	7,317.54	2,102.40	52,265.59
0000336149	SR INFORMATION SYSTEMS ANALYST	98,389.72	98,389.72	0.00	98,390.18	0.00	0.00	98,390.18
0000305852	FACILITIES & MOVING COORD	57,262.14	57,262.14	0.00	55,815.25	0.00	7,913.58	63,728.83
0000321905	*PT BUS OPERATOR	0.00	0.00	0.00	23,093.38	0.00	0.00	23,093.38
0000305644	FOREMAN TRAIN CONTROL	66,456.00	66,456.00	0.00	70,571.03	22,211.81	2,556.00	95,338.84
0000304642	*SERVICEPERSON V	54,662.40	54,662.40	0.00	59,186.57	13,097.37	0.00	72,283.94
0000334394	*REVENUE AGENT	46,675.20	46,716.80	41.60	47,943.99	5,495.50	539.04	53,978.53
0000336311	CONTRACT SPECIALIST III	84,058.78	84,058.78	0.00	83,736.50	0.00	323.31	84,059.81
0000338537	*RAIL OPERATOR (DATE LAST EMPLOYED 19-Jan-2023)	52,187.20	52,187.20	0.00	22,423.87	537.45	1,003.61	23,964.93
0000306114	*JOURNEYMAN ET-RAIL CAR MAINT	57,844.80	57,844.80	0.00	62,141.92	1,418.32	225.00	63,785.24
0000326472	FIELD INSPECTOR III	70,473.00	70,473.00	0.00	71,510.36	16,056.86	0.00	87,567.22
0000305814	*STATION AGENT	47,195.20	47,195.20	0.00	47,654.68	3,258.86	0.00	50,913.54
0000336312	SR DATABASE ADMINISTRATOR	114,584.60	114,584.60	0.00	114,584.06	0.00	423.67	115,007.73

## MARTOC REPORT

EE NUMBER	TITLE	FY 22	FY 23	DIFFERENCE	REGULAR	OVERTIME	OTHER	TOTAL
		BASE SALARY	BASE SALARY	+/-	EARNINGS	EARNINGS	EARNINGS	EARNINGS
0000335630	*JOURNEYMAN ET-BUS MAINTENANCE	57,324.80	57,324.80	0.00	59,737.57	18,768.40	225.00	78,730.97
0000332792	PURCHASE CARD ADMINISTRATOR	82,008.68	83,000.06	991.38	82,620.63	0.00	2,506.61	85,127.24
0000344164	*BUS OPERATOR	44,532.80	48,380.80	3,848.00	41,331.71	4,633.26	3,976.70	49,941.67
0000341338	*BUS OPERATOR	40,705.60	40,705.60	0.00	23,355.98	0.00	0.00	23,355.98
0000303186	*BUS OPERATOR	52,707.20	52,707.20	0.00	61,542.53	50,484.26	0.00	112,026.79
0000349164	*BUS OPERATOR (DATE LAST EMPLOYED 13-Feb-2023)	36,899.20	36,899.20	0.00	19,386.67	1,159.16	0.00	20,545.83
0000333694	*JOURNEYMAN OVERHAULER	57,324.80	57,324.80	0.00	57,909.07	2,304.72	225.00	60,438.79
0000344198	*JOURNEYMAN ET-RAIL CAR MAINT	57,324.80	57,324.80	0.00	58,974.94	17,001.10	225.00	76,201.04
0000335989	*BUS OPERATOR	52,187.20	52,187.20	0.00	38,221.51	4,092.09	1,619.82	43,933.42
0000351472	DIR MOBILITY SERVICES	150,000.24	150,000.24	0.00	25,961.58	0.00	0.00	25,961.58
0000349479	*BUS OPERATOR	36,899.20	36,899.20	0.00	25,297.29	2,004.82	0.00	27,302.11
0000348007	*BUS OPERATOR	36,899.20	36,899.20	0.00	37,648.68	10,685.35	863.43	49,197.46
0000327737	FARE COLLECTION PROCESSOR	30,732.00	34,456.50	3,724.50	34,973.69	638.64	583.12	36,195.45
0000321601	*SERVICEPERSON I	39,956.80	39,956.80	0.00	41,063.42	16,943.29	0.00	58,006.71
0000331291	*BUS OPERATOR	52,187.20	52,187.20	0.00	51,135.26	11,293.63	5,018.00	67,446.89
0000331189	*JOURNEYMAN RAIL CAR MECHANIC	57,324.80	57,324.80	0.00	60,246.20	1,033.50	225.00	61,504.70
0000340014	AGM RESEARCH & ANALYSIS	175,944.60	175,944.60	0.00	175,946.00	0.00	2,615.71	178,561.71
0000320320	*RAIL STATION CLEANER	35,672.00	35,672.00	0.00	32,056.96	1,029.00	0.00	33,085.96
0000335495	*BUS OPERATOR	52,187.20	52,187.20	0.00	50,060.27	7,003.58	1,003.60	58,067.45
0000338097	CONTRACT PROFESSIONAL	0.00	0.00	0.00	67,728.87	0.00	0.00	67,728.87
0000324935	RADIO COMMUNICATIONS ENGINEER	93,087.54	93,087.54	0.00	93,089.15	0.00	0.00	93,089.15
0000348138	CUSTOMER ENGAGEMENT MANAGER	92,500.20	98,241.78	5,741.58	94,708.53	0.00	0.00	94,708.53
0000346617	*BUS OPERATOR	36,899.20	40,705.60	3,806.40	36,961.41	24,638.23	1,095.92	62,695.56
0000331994	*BUS OPERATOR	52,187.20	52,187.20	0.00	50,016.48	5,711.59	2,609.36	58,337.43
0000302058	*BUS OPERATOR	52,707.20	52,707.20	0.00	55,253.67	14,389.92	810.88	70,454.47
0000332235	SECURITY TECHNICIAN	61,921.60	61,921.60	0.00	70,347.20	0.00	0.00	70,347.20
0000342983	*RAIL OPERATOR	44,532.80	48,380.80	3,848.00	40,806.32	4,537.34	3,348.29	48,691.95
0000304950	*JOURNEYMAN RAIL CAR MECHANIC	57,844.80	57,844.80	0.00	58,913.15	417.15	225.00	59,555.30
0000341509	TRANSIT POLICE OFFICER	57,054.40	59,363.20	2,308.80	51,604.12	42,293.85	15,402.42	109,300.39
0000307095	*REVENUE AGENT	52,395.20	52,395.20	0.00	48,956.40	217.28	3,022.81	52,196.49
0000347696	DISPATCHER-RAIL TRANSPORTATION	54,912.00	54,912.00	0.00	55,123.20	10,045.20	1,056.00	66,224.40
0000316333	*BUS OPERATOR	52,187.20	52,187.20	0.00	40,007.16	17,883.11	2,998.04	60,888.31
0000316843	*MATERIAL CONTROLLER LEAD	53,185.60	54,828.80	1,643.20	55,266.94	7,432.72	0.00	62,699.66
0000340740	GEN SUPT LIGHT RAIL	97,678.88	97,678.88	0.00	99,927.96	0.00	8,563.69	108,491.65
0000320763	*SERVICEPERSON I (A)	40,539.20	40,539.20	0.00	40,004.50	2,368.05	935.52	43,308.07

METROPOLITAN ATLANTA RAPID TRANSIT AUTHORITY (MARTA)  
MARTOC REPORT

EE NUMBER	TITLE	FY 22 BASE SALARY	FY 23 BASE SALARY	DIFFERENCE +/-	REGULAR EARNINGS	OVERTIME EARNINGS	OTHER EARNINGS	TOTAL EARNINGS
0000343160	RAIL SERVICES CONTROLLER	83,990.40	83,990.40	0.00	84,513.90	7,108.32	3,553.44	95,175.66
0000337446	CJIT-POLICE DISPATCHER	48,526.40	60,548.80	12,022.40	60,414.82	25,944.46	6,583.32	92,942.60
0000315209	TRANSIT POLICE LIEUTENANT	96,865.60	96,865.60	0.00	102,977.47	6,640.19	6,380.09	115,997.75
0000331813	*JOURNEYMAN ELEC POWER ELECT	57,324.80	57,324.80	0.00	43,994.42	496.09	3,146.36	47,636.87
0000332120	*BUS OPERATOR	52,187.20	52,187.20	0.00	54,197.41	16,558.38	0.00	70,755.79
0000341731	*JOURNEYMAN ET-COMPUTER MAINT	57,324.80	57,324.80	0.00	58,284.38	16,070.96	1,768.36	76,123.70
0000341474	*BUS OPERATOR	44,532.80	48,380.80	3,848.00	50,736.49	29,741.47	2,232.96	82,710.92
0000343525	*BUS OPERATOR	44,532.80	48,380.80	3,848.00	33,904.33	4,750.02	2,977.28	41,631.63
0000307132	*BUS OPERATOR	52,707.20	52,707.20	0.00	54,667.21	8,905.46	2,027.20	65,599.87
0000348475	*BUS OPERATOR	36,899.20	36,899.20	0.00	31,064.61	1,313.52	0.00	32,378.13
0000342926	*JOURNEYMAN ELEC POWER ELECT	57,324.80	57,324.80	0.00	67,678.93	33,091.17	1,106.92	101,877.02
0000304627	SUPV TECH SUPPORT SVCS CENTR	85,027.80	85,027.80	0.00	85,027.84	0.00	10,137.95	95,165.79
0000306773	MGR CAD	121,036.24	121,036.24	0.00	121,038.50	0.00	10,708.32	131,746.82
0000347759	*BUS OPERATOR	36,899.20	40,705.60	3,806.40	41,597.91	26,659.53	425.76	68,683.20
0000328464	SUPV CAR REPAIR INSPECTION	57,324.80	60,756.80	3,432.00	61,984.89	10,437.27	0.00	72,422.16
0000321706	*JOURNEYMAN TRACK WALKER	57,324.80	57,324.80	0.00	59,503.81	12,009.28	0.00	71,513.09
0000347765	*BUS OPERATOR	36,899.20	40,705.60	3,806.40	25,447.47	3,934.63	0.00	29,382.10
0000304986	SUPV RAIL LINE	69,784.00	69,784.00	0.00	70,435.74	10,604.81	7,892.22	88,932.77
0000337528	*BUS OPERATOR	52,187.20	52,187.20	0.00	33,706.62	6,527.13	1,806.49	42,040.24
0000346651	*SERVICEPERSON I	38,272.00	39,956.80	1,684.80	23,967.44	4,023.00	0.00	27,990.44
0000302200	*JOURNEYMAN RAIL CAR MECHANIC	57,844.80	57,844.80	0.00	66,126.65	47,339.34	225.00	113,690.99
0000347403	*BUS OPERATOR	36,899.20	40,705.60	3,806.40	38,241.54	7,866.14	1,277.34	47,385.02
0000335438	*BUS OPERATOR (DATE LAST EMPLOYED 05-Oct-2022)	52,187.20	52,187.20	0.00	21,380.00	353.02	602.16	22,335.18
0000336496	*BUS OPERATOR	52,187.20	52,187.20	0.00	41,020.75	2,290.54	2,759.90	46,071.19
0000331882	TRANSIT POLICE SERGEANT	76,481.60	79,539.20	3,057.60	78,906.07	7,963.20	3,677.00	90,546.27
0000338873	*JOURNEYMAN ET-RADIO MAINT	57,324.80	57,324.80	0.00	60,447.74	41,877.47	225.00	102,550.21
0000347859	*BUS OPERATOR	36,899.20	40,705.60	3,806.40	40,240.80	16,715.72	709.60	57,666.12
0000319543	RAIL SERVICES CONTROLLER	62,441.60	73,382.40	10,940.80	72,067.02	4,616.75	0.00	76,683.77
0000347938	*JOURNEYMAN BUS TECHNICIAN	49,732.80	52,811.20	3,078.40	51,513.83	4,124.54	225.00	55,863.37
0000348105	CONTRACT SPECIALIST III	66,504.88	80,000.18	13,495.30	74,829.66	0.00	0.00	74,829.66
0000319050	*JOURNEYMAN STRUCTURAL INSPECT	57,324.80	57,324.80	0.00	61,508.80	23,336.47	0.00	84,845.27
0000338543	*RAIL OPERATOR	52,187.20	52,187.20	0.00	37,441.13	9,816.04	4,114.77	51,371.94
0000305638	*SERVICEPERSON IV	40,476.80	43,222.40	2,745.60	42,060.80	3,746.48	988.96	46,796.24
0000305930	CONTRACT PROFESSIONAL DISPATCH	0.00	0.00	0.00	69,183.60	12,281.29	0.00	81,464.89

## MARTOC REPORT

EE NUMBER	TITLE	FY 22	FY 23	DIFFERENCE	REGULAR	OVERTIME	OTHER	TOTAL
		BASE SALARY	BASE SALARY	+/-	EARNINGS	EARNINGS	EARNINGS	EARNINGS
0000344756	*JOURNEYMAN BUS TECHNICIAN	54,142.40	54,600.00	457.60	56,485.05	27,315.79	225.00	84,025.84
0000335496	*JOURNEYMAN ET-RADIO MAINT	57,324.80	57,324.80	0.00	56,653.88	3,090.20	225.00	59,969.08
0000342908	GENERAL MANAGER CEO	400,000.12	400,000.12	0.00	431,201.90	0.00	116,490.37	547,692.27
0000326347	*JOURNEYMAN RAIL CAR MECHANIC	57,324.80	57,324.80	0.00	57,560.83	1,178.19	225.00	58,964.02
0000333580	*BUS OPERATOR	52,187.20	52,187.20	0.00	41,294.78	3,400.76	3,914.04	48,609.58
0000341604	*BUS OPERATOR	48,380.80	52,187.20	3,806.40	53,269.32	17,566.68	558.24	71,394.24
0000345954	*BUS OPERATOR	40,705.60	40,705.60	0.00	30,290.71	4,579.13	0.00	34,869.84
0000335505	*BUS OPERATOR	52,187.20	52,187.20	0.00	54,036.46	6,734.53	802.88	61,573.87
0000303371	*RAIL OPERATOR	52,707.20	52,707.20	0.00	56,057.87	19,447.20	0.00	75,505.07
0000342407	*BUS OPERATOR	48,380.80	52,187.20	3,806.40	49,605.31	8,750.35	806.43	59,162.09
0000303715	*BUS OPERATOR	52,707.20	52,707.20	0.00	55,503.08	9,735.22	0.00	65,238.30
0000348062	*BUS OPERATOR (DATE LAST EMPLOYED 10-May-2023)	36,899.20	36,899.20	0.00	24,867.11	2,018.68	0.00	26,885.79
0000347446	*BUS OPERATOR	36,899.20	40,705.60	3,806.40	40,455.10	19,151.11	469.68	60,075.89
0000349006	*SERVICEPERSON I	38,272.00	38,272.00	0.00	31,463.36	5,065.04	0.00	36,528.40
0000305573	*BUS OPERATOR	52,707.20	52,707.20	0.00	55,272.12	20,474.25	0.00	75,746.37
0000322347	MGR INSURANCE SAFETY	88,674.82	88,674.82	0.00	88,673.37	0.00	5,115.87	93,789.24
0000333478	*JOURNEYMAN AA BUS TECHNICIAN	57,324.80	57,324.80	0.00	57,932.89	36,089.86	225.00	94,247.75
0000304690	*BUS OPERATOR	52,707.20	52,707.20	0.00	60,455.36	25,086.72	0.00	85,542.08
0000302547	*BUS OPERATOR	52,707.20	52,707.20	0.00	55,346.65	19,422.91	0.00	74,769.56
0000349300	*BUS OPERATOR (DATE LAST EMPLOYED 13-Jul-2023)	36,899.20	36,899.20	0.00	25,374.64	2,885.63	0.00	28,260.27
0000337494	BUYER PLANNER III (DATE LAST EMPLOYED 04-Nov-2022)	78,878.02	78,878.02	0.00	20,156.11	0.00	21,269.37	41,425.48
0000326268	*JOURNEYMAN RAIL CAR MECHANIC	57,324.80	57,324.80	0.00	56,699.58	413.40	776.20	57,889.18
0000332782	SR FINANCIAL ANALYST	115,961.82	115,961.82	0.00	115,963.71	0.00	6,838.79	122,802.50
0000324682	CONTRACT EMP PT POLICE OFFICER	0.00	0.00	0.00	34,590.00	15,937.50	11,820.00	62,347.50
0000339024	*JOURNEYMAN AA BUS TECHNICIAN	57,324.80	57,324.80	0.00	64,174.38	58,062.12	225.00	122,461.50
0000327676	*JOURNEYMAN RAIL CAR MECHANIC	57,324.80	57,324.80	0.00	59,289.45	11,661.21	225.00	71,175.66
0000349765	PERFORMANCE ANALYST	60,551.92	60,551.92	0.00	39,591.83	0.00	0.00	39,591.83
0000332900	*BUS OPERATOR	52,187.20	52,187.20	0.00	49,026.15	14,919.79	1,003.60	64,949.54
0000306235	*JOURNEYMAN ET-RAIL CAR MAINT	57,844.80	57,844.80	0.00	60,631.03	29,388.32	225.00	90,244.35
0000332953	RIDESTORE ASSISTANT	37,050.00	37,050.00	0.00	37,515.50	2,066.25	1,235.00	40,816.75
0000349278	*SERVICEPERSON IV	40,539.20	40,539.20	0.00	30,458.67	1,758.17	0.00	32,216.84
0000341411	CONTRACT EMP PT	0.00	0.00	0.00	25,981.99	23.18	0.00	26,005.17
0000302720	*BUS OPERATOR	52,707.20	52,707.20	0.00	39,979.53	4,177.72	3,243.52	47,400.77
0000345673	MGR SERVICE DEVELOPMENT	88,063.04	106,617.94	18,554.90	101,623.19	0.00	0.00	101,623.19

METROPOLITAN ATLANTA RAPID TRANSIT AUTHORITY (MARTA)  
MARTOC REPORT

EE NUMBER	TITLE	FY 22	FY 23	DIFFERENCE	REGULAR	OVERTIME	OTHER	TOTAL
		BASE SALARY	BASE SALARY	+/-	EARNINGS	EARNINGS	EARNINGS	EARNINGS
0000343454	TRANSIT POLICE OFFICER	48,776.00	52,728.00	3,952.00	40,286.71	25,509.10	14,375.08	80,170.89
0000305970	CONTRACT PROFESSIONAL	0.00	0.00	0.00	48,778.19	2,902.62	0.00	51,680.81
0000345974	MGR BUSINESS DEV SALES	108,150.38	108,150.38	0.00	108,150.17	0.00	0.00	108,150.17
0000340394	PROTECTIVE SPEC POLICE CADET	44,574.40	44,574.40	0.00	46,598.69	3,823.35	3,643.10	54,065.14
0000303155	SUPV BUS TRANSPORTATION	68,182.40	68,182.40	0.00	54,178.79	1,048.00	1,966.80	57,193.59
0000338055	*STATION AGENT	46,675.20	46,675.20	0.00	41,484.68	4,199.09	1,795.20	47,478.97
0000329417	*JOURNEYMAN ET-RADIO MAINT	57,324.80	57,324.80	0.00	60,957.60	45,877.13	225.00	107,059.73
0000337474	DIVISION DISPATCHER	52,187.20	54,912.00	2,724.80	54,048.64	10,555.26	802.88	65,406.78
0000345266	TRANSIT POLICE OFFICER	44,137.60	48,776.00	4,638.40	45,115.28	6,050.70	5,898.76	57,064.74
0000334658	*BUS OPERATOR	52,187.20	52,187.20	0.00	25,696.31	1,308.58	4,114.76	31,119.65
0000315206	SUPT RAIL CAR MAINT	90,290.72	82,300.40	-7,990.32	85,985.11	0.00	8,230.06	94,215.17
0000344793	*JOURNEYMAN BUS TECHNICIAN	54,142.40	54,600.00	457.60	58,777.93	26,265.13	225.00	85,268.06
0000305844	*BUS OPERATOR	52,707.20	52,707.20	0.00	57,172.11	25,080.98	0.00	82,253.09
0000319880	*BUS OPERATOR	52,187.20	52,187.20	0.00	50,116.13	10,475.83	5,419.44	66,011.40
0000328129	*BUS OPERATOR	52,187.20	52,187.20	0.00	44,496.71	5,964.48	4,415.84	54,877.03
0000342006	*BUS OPERATOR (DATE LAST EMPLOYED 31-Mar-2023)	48,380.80	52,187.20	3,806.40	36,586.07	6,461.31	2,433.68	45,481.06
0000304367	*LIGHT RAIL OPERATOR	44,532.80	48,380.80	3,848.00	47,973.18	1,507.75	171.28	49,652.21
0000348560	*BUS OPERATOR	36,899.20	36,899.20	0.00	23,989.18	528.77	0.00	24,517.95
0000307024	SYSTEM SAFETY COORDINATOR	106,370.68	106,370.68	0.00	106,372.10	0.00	0.00	106,372.10
0000343787	*BUS OPERATOR	44,532.80	48,380.80	3,848.00	48,844.58	5,944.90	0.00	54,789.48
0000345231	CJIT-CALL TAKER	43,430.40	49,524.80	6,094.40	53,266.78	14,920.12	0.00	68,186.90
0000337707	DIR TECH SUPPORT SERVICES	165,331.66	165,331.66	0.00	165,335.11	0.00	9,750.34	175,085.45
0000317959	*BUS OPERATOR	52,187.20	52,187.20	0.00	52,682.03	5,862.10	2,609.36	61,153.49
0000342704	*JOURNEYMAN BUS TECHNICIAN	54,600.00	54,600.00	0.00	53,330.49	9,151.70	225.00	62,707.19
0000349054	SR ASSOCIATE COUNSEL	122,373.16	122,373.16	0.00	103,076.07	0.00	0.00	103,076.07
0000338007	*BUS OPERATOR	52,187.20	52,187.20	0.00	53,141.95	11,328.24	2,207.93	66,678.12
0000330540	SR INSTRUCTOR BUS TRANSPORT (DATE LAST EMPLOYED 01-Jun-2023)	83,672.16	93,916.42	10,244.26	82,818.15	0.00	23,418.97	106,237.12
0000348956	CONTRACT SPECIALIST III	80,000.18	80,000.18	0.00	65,780.86	0.00	0.00	65,780.86
0000345363	*JOURNEYMAN BUS TECHNICIAN	52,811.20	52,811.20	0.00	23,680.08	19,284.31	0.00	42,964.39
0000303492	*SERVICEPERSON V	54,662.40	54,662.40	0.00	57,874.68	11,303.69	0.00	69,178.37
0000302829	SR EXECUTIVE ADMINISTRATOR	92,457.82	98,003.10	5,545.28	95,014.38	0.00	10,574.74	105,589.12
0000303122	SUPV BUS TRANSPORTATION (DATE LAST EMPLOYED 01-Jul-2023)	72,113.60	72,113.60	0.00	64,834.92	171.33	14,214.70	79,220.95
0000303217	TRANSIT POLICE LIEUTENANT (DATE LAST EMPLOYED 01-Mar-2023)	96,865.60	96,865.60	0.00	63,605.20	0.00	18,410.52	82,015.72
0000346997	*JOURNEYMAN BUS TECHNICIAN	49,732.80	49,732.80	0.00	30,972.75	421.44	1,372.68	32,766.87

## MARTOC REPORT

EE NUMBER	TITLE	FY 22	FY 23	DIFFERENCE	REGULAR	OVERTIME	OTHER	TOTAL
		BASE SALARY	BASE SALARY	+/-	EARNINGS	EARNINGS	EARNINGS	EARNINGS
0000344459	*BUS OPERATOR	44,532.80	48,380.80	3,848.00	41,066.42	4,700.47	856.40	46,623.29
0000348714	DIR RAIL TRANSPORTATION (DATE LAST EMPLOYED 28-Sep-2022)	161,908.50	161,908.50	0.00	32,464.73	0.00	0.00	32,464.73
0000350750	PROTECTIVE SPEC POLICE CADET	41,600.00	41,600.00	0.00	9,943.40	6,350.00	5,060.00	21,353.40
0000343485	FIRE PROTECTION ENGINEER VI	105,878.76	105,878.76	0.00	105,881.14	0.00	4,072.26	109,953.40
0000302302	*RAIL OPERATOR	52,707.20	52,707.20	0.00	59,703.42	61,063.58	0.00	120,767.00
0000317917	SR ADJUSTER LIABILITY LITIG	90,176.84	90,176.84	0.00	87,833.51	0.00	7,342.29	95,175.80
0000320361	*SERVICEPERSON I	39,956.80	39,956.80	0.00	36,203.27	7,585.60	3,001.57	46,790.44
0000318792	*BUS OPERATOR	52,187.20	52,187.20	0.00	44,399.15	11,825.41	260.94	56,485.50
0000319671	CONTRACT EMP PT POLICE OFFICER	0.00	0.00	0.00	57,880.35	254.93	0.00	58,135.28
0000350221	*BUS OPERATOR	36,899.20	36,899.20	0.00	19,332.26	1,152.79	0.00	20,485.05
0000316610	*BUS OPERATOR	52,187.20	52,187.20	0.00	46,780.42	5,517.35	5,620.16	57,917.93
0000342506	*BUS OPERATOR	48,380.80	52,187.20	3,806.40	51,741.51	7,842.57	0.00	59,584.08
0000304686	*BUS OPERATOR	52,707.20	52,707.20	0.00	54,377.95	13,754.84	0.00	68,132.79
0000322946	CAPITAL PROJECT COORDINATOR	79,491.62	79,491.62	0.00	78,877.53	0.00	6,726.22	85,603.75
0000337368	*RAIL STATION CLEANER	35,672.00	35,672.00	0.00	30,345.48	4,167.45	3,258.50	37,771.43
0000347639	*BUS OPERATOR	36,899.20	40,705.60	3,806.40	41,070.85	12,166.58	175.63	53,413.06
0000336501	*BUS OPERATOR	52,187.20	52,187.20	0.00	14,130.95	5,871.47	0.00	20,002.42
0000302098	ELECTRICAL ENGINEER VI (DATE LAST EMPLOYED 01-Oct-2022)	112,018.40	112,018.40	0.00	30,161.38	0.00	38,991.02	69,152.40
0000342609	CONFIG MGMT SPECIALIST III	72,519.20	72,519.20	0.00	72,519.28	0.00	1,721.87	74,241.15
0000346049	*BUS OPERATOR	40,705.60	44,532.80	3,827.20	43,562.66	27,479.35	469.68	71,511.69
0000304269	*BUS OPERATOR	52,707.20	52,707.20	0.00	53,895.73	14,645.02	2,266.16	70,806.91
0000347449	*BUS OPERATOR (DATE LAST EMPLOYED 22-Mar-2023)	36,899.20	36,899.20	0.00	26,375.20	10,931.48	0.00	37,306.68
0000343520	*BUS OPERATOR	44,532.80	48,380.80	3,848.00	42,565.84	13,747.82	856.40	57,170.06
0000303694	CONTRACT EMP PT POLICE OFFICER	0.00	0.00	0.00	53,199.00	3,337.21	0.00	56,536.21
0000343473	*BUS OPERATOR	44,532.80	48,380.80	3,848.00	39,975.24	4,233.47	4,220.64	48,429.35
0000305366	CONTRACT SUPV OPERATIONS	0.00	0.00	0.00	22,816.00	1,426.00	0.00	24,242.00
0000317910	TRANSIT POLICE OFFICER	69,409.60	69,409.60	0.00	47,909.75	37,852.01	21,419.82	107,181.58
0000327311	*JOURNEYMAN RAIL CAR MECHANIC	57,324.80	57,324.80	0.00	57,767.53	413.40	225.00	58,405.93
0000328954	*SERVICEPERSON I	39,956.80	39,956.80	0.00	40,943.30	8,147.51	0.00	49,090.81
0000305652	*BUS OPERATOR (DATE LAST EMPLOYED 01-May-2023)	52,707.20	52,707.20	0.00	54,397.12	30,036.10	0.00	84,433.22
0000304650	SUPV RIDESTORE OPERATIONS	64,991.94	64,991.94	0.00	64,991.79	0.00	6,749.19	71,740.98
0000334018	*BUS OPERATOR	52,187.20	52,187.20	0.00	55,753.49	18,911.68	0.00	74,665.17
0000304626	MGR MEDIA SALES (DATE LAST EMPLOYED 01-Apr-2023)	84,712.42	84,712.42	0.00	65,841.68	0.00	4,967.41	70,809.09
0000339128	*MATERIAL CONTROLLER	47,798.40	48,921.60	1,123.20	44,014.01	7,750.50	3,164.16	54,928.67

**METROPOLITAN ATLANTA RAPID TRANSIT AUTHORITY (MARTA)**  
**MARTOC REPORT**

EE NUMBER	TITLE	FY 22	FY 23	DIFFERENCE +/-	REGULAR EARNINGS	OVERTIME EARNINGS	OTHER EARNINGS	TOTAL EARNINGS
		BASE SALARY	BASE SALARY					
0000322991	OFFICE ADMINISTRATOR II (DATE LAST EMPLOYED 01-Aug-2022)	63,975.08	63,975.08	0.00	4,921.17	0.00	15,114.86	20,036.03
0000303663	*BUS OPERATOR	52,707.20	52,707.20	0.00	55,089.17	15,283.47	0.00	70,372.64
0000320931	FOREMAN POWER	68,452.80	68,452.80	0.00	72,582.60	12,094.83	0.00	84,677.43
0000348907	*BUS OPERATOR (DATE LAST EMPLOYED 19-Apr-2023)	36,899.20	36,899.20	0.00	23,386.73	2,943.64	0.00	26,330.37
0000344471	TRANSIT POLICE OFFICER	48,776.00	50,731.20	1,955.20	17,167.23	40,331.02	37,482.63	94,980.88
0000304127	*BUS OPERATOR	52,707.20	52,707.20	0.00	39,302.89	2,428.51	5,051.03	46,782.43
0000315036	RAIL SERVICES CONTROLLER	83,990.40	83,990.40	0.00	85,300.26	10,259.01	8,035.62	103,594.89
0000337401	INSTRUCTOR BUS OPERATIONS	64,417.60	71,260.80	6,843.20	67,536.08	50,337.00	0.00	117,873.08
0000347632	*BUS OPERATOR	36,899.20	40,705.60	3,806.40	39,498.59	9,413.99	0.00	48,912.58
0000334470	*JOURNEYMAN ELEC POWER ELECT	57,324.80	57,324.80	0.00	57,677.96	30,043.86	2,429.80	90,151.62
0000319447	SUPV FIELD DATA COLLECTION	57,660.72	68,067.74	10,407.02	67,267.33	0.00	0.00	67,267.33
0000324740	SR DIR CUSTOMER & EMP EXPER	160,742.40	160,742.40	0.00	165,740.83	0.00	0.00	165,740.83
0000350373	OFFICE ADMINISTRATOR II (DATE LAST EMPLOYED 30-Jun-2023)	64,395.24	64,395.24	0.00	22,621.29	0.00	0.00	22,621.29
0000343775	*BUS OPERATOR	44,532.80	48,380.80	3,848.00	43,639.32	9,244.76	3,055.52	55,939.60
0000346226	REGIONAL PLANNER III	78,761.28	78,761.28	0.00	79,166.77	0.00	8,660.51	87,827.28
0000349310	RETIREMENT BENEFITS ANALYST	75,000.12	75,000.12	0.00	57,115.64	0.00	0.00	57,115.64
0000315290	QA ENGINEER	86,277.88	86,277.88	0.00	86,278.63	0.00	1,161.88	87,440.51
0000304899	*BUS OPERATOR	52,707.20	52,707.20	0.00	54,892.65	5,423.77	227.56	60,543.98
0000315236	*JOURNEYMAN TRACK WALKER	57,324.80	57,844.80	520.00	62,571.10	23,913.17	0.00	86,484.27
0000322680	*JOURNEYMAN RAIL CAR MECHANIC	57,324.80	57,324.80	0.00	62,004.88	8,609.06	225.00	70,838.94
0000347152	FIELD INSPECTOR I	56,550.00	56,550.00	0.00	56,313.80	18,013.23	3,071.10	77,398.13
0000331668	*STATION AGENT (DATE LAST EMPLOYED 04-Nov-2022)	46,675.20	46,675.20	0.00	21,450.85	0.00	2,154.24	23,605.09
0000330892	SUPV BUS TRANSPORTATION	64,334.40	64,334.40	0.00	67,011.47	13,459.17	5,010.66	85,481.30
0000349256	*JOURNEYMAN ET-TELEPHONE MAINT	53,872.00	53,872.00	0.00	40,569.71	4,609.74	225.00	45,404.45
0000319607	*JOURNEYMAN ET-RAIL CAR MAINT	57,324.80	57,324.80	0.00	65,155.60	19,843.20	225.00	85,223.80
0000338910	*BUS OPERATOR	52,187.20	52,187.20	0.00	54,827.18	17,618.97	0.00	72,446.15
0000337602	*RAIL STATION CLEANER	35,672.00	35,672.00	0.00	38,016.40	17,743.83	137.20	55,897.43
0000344109	*BUS OPERATOR	44,532.80	48,380.80	3,848.00	48,914.91	8,797.21	0.00	57,712.12
0000327289	*BUS OPERATOR (DATE LAST EMPLOYED 06-Jun-2023)	52,187.20	52,187.20	0.00	55,030.74	11,368.52	261.69	66,660.95
0000322447	*BUS OPERATOR	52,187.20	52,187.20	0.00	47,164.33	24,088.39	3,213.03	74,465.75
0000329338	SUPV RAIL LINE (DATE LAST EMPLOYED 01-Nov-2022)	66,185.60	66,185.60	0.00	16,332.27	1,209.17	11,088.00	28,629.44
0000305758	*SERVICEPERSON I	40,476.80	40,476.80	0.00	44,773.95	11,524.23	0.00	56,298.18
0000320876	*JOURNEYMAN ELEC POWER ELECT	57,324.80	57,324.80	0.00	41,041.43	2,470.08	3,973.16	47,484.67
0000322378	GEN SUPT CONTROL CENTER (DATE LAST EMPLOYED 15-Apr-2023)	131,127.88	144,240.72	13,112.84	114,484.52	0.00	46,699.95	161,184.47

METROPOLITAN ATLANTA RAPID TRANSIT AUTHORITY (MARTA)  
MARTOC REPORT

EE NUMBER	TITLE	FY 22 BASE SALARY	FY 23 BASE SALARY	DIFFERENCE +/-	REGULAR EARNINGS	OVERTIME EARNINGS	OTHER EARNINGS	TOTAL EARNINGS
0000321954	*RAIL OPERATOR	52,187.20	52,187.20	0.00	38,269.69	927.77	5,419.45	44,616.91
0000302142	INSTRUCTOR CAR MAINT ELECT	69,201.60	79,123.20	9,921.60	71,895.84	2,329.83	0.00	74,225.67
0000333412	*BUS OPERATOR	52,187.20	52,187.20	0.00	52,695.84	25,071.43	2,317.82	80,085.09
0000328919	DISPATCHER RADIO COMMUNICATION	66,892.80	66,892.80	0.00	67,857.16	6,897.20	2,572.80	77,327.16
0000344352	TRANSIT POLICE SERGEANT	67,995.20	70,761.60	2,766.40	43,767.60	68,261.69	39,871.44	151,900.73
0000349910	*BUS OPERATOR	36,899.20	36,899.20	0.00	23,106.99	2,045.84	0.00	25,152.83
0000343058	*BUS OPERATOR	44,532.80	48,380.80	3,848.00	48,386.19	9,700.79	900.80	58,987.78
0000319812	*BUS OPERATOR	52,187.20	52,187.20	0.00	52,836.31	18,222.96	0.00	71,059.27
0000316268	*BUS OPERATOR	52,187.20	52,187.20	0.00	49,299.70	6,198.55	602.16	56,100.41
0000343713	*JOURNEYMAN RAIL CAR MECHANIC	57,324.80	57,324.80	0.00	54,699.15	2,051.70	225.00	56,975.85
0000341626	*BUS OPERATOR	48,380.80	52,187.20	3,806.40	45,801.81	5,246.15	4,163.09	55,211.05
0000346696	SR GRAPHICS DESIGNER	70,940.74	70,940.74	0.00	70,941.07	0.00	0.00	70,941.07
0000326198	IT QUALITY ASSURANCE ENGINEER	108,681.82	108,681.82	0.00	108,680.82	0.00	4,180.08	112,860.90
0000305856	MOBILITY CUSTOMER CARE REP	40,423.50	40,423.50	0.00	41,247.62	2,588.78	0.00	43,836.40
0000302325	*JOURNEYMAN AA BUS TECHNICIAN	56,971.20	57,844.80	873.60	65,946.15	98,640.09	225.00	164,811.24
0000343173	*BUS OPERATOR	44,532.80	48,380.80	3,848.00	40,808.69	7,658.32	856.40	49,323.41
0000335739	*BUS OPERATOR	52,187.20	52,187.20	0.00	53,837.95	9,475.12	802.88	64,115.95
0000313012	MGR ARCHITECTURE	126,237.02	126,237.02	0.00	126,239.45	0.00	11,652.66	137,892.11
0000341427	*STATION AGENT	39,104.00	39,104.00	0.00	26,813.39	989.31	0.00	27,802.70
0000334178	*RAIL OPERATOR (DATE LAST EMPLOYED 10-Aug-2023)	52,187.20	52,187.20	0.00	31,314.52	3,952.88	2,262.37	37,529.77
0000343519	*BUS OPERATOR	44,532.80	48,380.80	3,848.00	45,026.66	3,817.21	3,790.24	52,634.11
0000341154	*BUS OPERATOR	48,380.80	52,187.20	3,806.40	49,032.26	13,213.86	2,958.47	65,204.59
0000332720	SUPV CAR REPAIR INSPECTION	70,449.60	70,449.60	0.00	71,491.23	8,374.23	0.00	79,865.46
0000302526	*RAIL STATION CLEANER	35,672.00	35,672.00	0.00	34,841.88	212.24	1,933.67	36,987.79
0000303973	*JOURNEYMAN ET-TRAIN CONTROL	57,844.80	57,844.80	0.00	61,158.03	38,847.11	225.00	100,230.14
0000341608	*BUS OPERATOR	48,380.80	52,187.20	3,806.40	53,397.95	12,849.93	0.00	66,247.88
0000323243	*BUS OPERATOR	52,187.20	52,187.20	0.00	37,676.55	12,672.56	3,278.52	53,627.63
0000348528	SR EXECUTIVE ADMINISTRATOR	37,752.00	65,641.16	27,889.16	44,042.79	0.00	0.00	44,042.79
0000342403	*BUS OPERATOR	48,380.80	52,187.20	3,806.40	50,254.91	11,649.41	3,721.60	65,625.92
0000333105	*BUS OPERATOR	52,187.20	52,187.20	0.00	54,996.58	10,877.02	401.44	66,275.04
0000321836	INSTRUCTOR BUS OPERATIONS	64,396.80	74,027.20	9,630.40	68,760.40	30,836.16	2,476.80	102,073.36
0000330980	RAIL SERVICES CONTROLLER	62,587.20	71,552.00	8,964.80	65,726.10	27,379.29	8,655.93	101,761.32
0000320428	*BUS OPERATOR	52,187.20	52,187.20	0.00	44,708.14	1,855.81	4,215.12	50,779.07
0000327455	*BUS OPERATOR	52,187.20	52,187.20	0.00	49,612.00	16,745.03	5,076.23	71,433.26
0000349175	*BUS OPERATOR	36,899.20	36,899.20	0.00	32,359.25	5,434.89	0.00	37,794.14



METROPOLITAN ATLANTA RAPID TRANSIT AUTHORITY (MARTA)  
MARTOC REPORT

EE NUMBER	TITLE	FY 22 BASE SALARY	FY 23 BASE SALARY	DIFFERENCE +/-	REGULAR EARNINGS	OVERTIME EARNINGS	OTHER EARNINGS	TOTAL EARNINGS
0000330915	*BUS OPERATOR	52,187.20	52,187.20	0.00	53,359.96	14,899.83	3,211.52	71,471.31
0000337878	SAFETY OPERATIONAL OFFICER	60,611.20	78,838.50	18,227.30	69,442.92	2,779.17	452.64	72,674.73
0000320171	BUSINESS MGMT SPECIALIST	82,445.22	90,689.82	8,244.60	86,250.24	0.00	3,170.98	89,421.22
0000331311	*RAIL OPERATOR	52,187.20	52,187.20	0.00	52,329.22	11,805.47	5,042.09	69,176.78
0000304741	*PT BUS OPERATOR	0.00	0.00	0.00	20,220.53	0.00	0.00	20,220.53
0000348793	*BUS OPERATOR	36,899.20	36,899.20	0.00	29,682.10	3,407.20	0.00	33,089.30
0000347958	(DATE LAST EMPLOYED 06-Jul-2023) DEPUTY CHIEF MECHANICAL OFF	185,000.14	210,000.18	25,000.04	189,923.47	0.00	0.00	189,923.47
0000348559	*BUS OPERATOR	36,899.20	36,899.20	0.00	38,965.29	8,295.76	0.00	47,261.05
0000317666	GIS ANALYST III	90,291.24	90,291.24	0.00	90,291.97	0.00	0.00	90,291.97
0000321158	MGR COST ESTIMATION	116,771.98	116,771.98	0.00	116,771.04	0.00	0.00	116,771.04
0000331584	*JOURNEYMAN ET-TELEPHONE MAINT	49,732.80	57,324.80	7,592.00	57,961.94	8,176.90	225.00	66,363.84
0000303721	SUPV BUS MAINTENANCE	60,777.60	60,777.60	0.00	61,508.10	15,676.53	4,675.20	81,859.83
0000318898	*BUS OPERATOR	52,187.20	52,187.20	0.00	25,550.01	2,889.66	1,881.75	30,321.42
0000344312	*JOURNEYMAN TRACK MAINTAINER	55,536.00	57,324.80	1,788.80	53,049.44	1,207.32	0.00	54,256.76
0000334696	MGR ENGRG REL & RAIL CAR REHAB	94,552.90	114,000.12	19,447.22	113,944.05	0.00	7,980.02	121,924.07
0000320167	*JOURNEYMAN ET-RADIO MAINT	57,324.80	57,324.80	0.00	59,414.24	46,755.62	225.00	106,394.86
0000350436	APARC SYS ADMINISTRATOR	66,313.78	66,313.78	0.00	27,303.72	0.00	255.06	27,558.78
0000330686	DISPATCHER RADIO COMMUNICATION	62,441.60	62,441.60	0.00	55,896.73	5,805.91	2,920.55	64,623.19
0000332890	*BUS OPERATOR	52,187.20	52,187.20	0.00	35,933.54	8,206.78	4,967.82	49,108.14
0000322926	*BUS OPERATOR	52,187.20	52,187.20	0.00	55,500.22	15,486.98	0.00	70,987.20
0000323512	*BUS OPERATOR	52,187.20	52,187.20	0.00	37,453.91	7,766.81	200.72	45,421.44
0000324863	DIVISION DISPATCHER	62,441.60	62,441.60	0.00	63,388.70	4,531.59	0.00	67,920.29
0000342303	*BUS OPERATOR	48,380.80	52,187.20	3,806.40	30,705.95	953.82	0.00	31,659.77
0000331115	*BUS OPERATOR	52,187.20	52,187.20	0.00	55,688.40	5,097.74	200.72	60,986.86
0000334842	*BUS OPERATOR	52,187.20	52,187.20	0.00	46,682.42	16,187.31	2,816.63	65,686.36
0000342653	*BUS OPERATOR	44,532.80	48,380.80	3,848.00	51,039.96	14,310.90	0.00	65,350.86
0000323019	*BUS OPERATOR	52,187.20	52,187.20	0.00	54,111.79	14,800.05	0.00	68,911.84
0000317769	*JOURNEYMAN RAIL CAR MECHANIC	57,324.80	57,324.80	0.00	52,458.40	0.00	5,461.40	57,919.80
0000338083	SUPV BUS TRANSPORTATION	60,611.20	60,611.20	0.00	61,128.35	8,574.10	2,790.64	72,493.09
0000316942	OFFICE ADMINISTRATOR II	72,418.84	72,418.84	0.00	68,134.64	0.00	9,855.99	77,990.63
0000330985	SUPV RAIL LINE	55,328.00	62,379.20	7,051.20	63,412.19	13,668.58	2,999.00	80,079.77
0000331309	*JOURNEYMAN TRACK MECHANIC	57,324.80	57,324.80	0.00	30,728.08	5,033.16	1,327.40	37,088.64
0000302127	*JOURNEYMAN ET-RAIL CAR MAINT	57,844.80	57,844.80	0.00	64,791.68	3,128.63	225.00	68,145.31
0000341622	*JOURNEYMAN RAIL CAR MECHANIC	57,324.80	57,324.80	0.00	58,291.17	3,245.20	225.00	61,761.37

**METROPOLITAN ATLANTA RAPID TRANSIT AUTHORITY (MARTA)**  
**MARTOC REPORT**

EE NUMBER	TITLE	FY 22	FY 23	DIFFERENCE	REGULAR	OVERTIME	OTHER	TOTAL
		BASE SALARY	BASE SALARY	+/-	EARNINGS	EARNINGS	EARNINGS	EARNINGS
0000302135	CONTRACT SERVICES COORDINATOR	67,100.80	67,100.80	0.00	67,100.80	0.00	3,871.20	70,972.00
0000338535	*BUS OPERATOR	52,187.20	52,187.20	0.00	49,381.53	6,190.33	6,260.98	61,832.84
0000350788	*JOURNEYMAN BUS TECHNICIAN	49,732.80	49,732.80	0.00	15,802.40	6,392.96	0.00	22,195.36
0000347371	TRANSIT POLICE OFFICER	52,728.00	54,870.40	2,142.40	44,330.66	24,686.33	15,551.90	84,568.89
0000345496	WARRANTY SPECIALIST	95,067.70	95,067.70	0.00	95,068.07	0.00	0.00	95,068.07
0000315140	MGR ACCOUNTING (DATE LAST EMPLOYED 01-Dec-2022)	130,701.22	118,819.48	-11,881.74	51,045.61	0.00	26,275.13	77,320.74
0000343089	*BUS OPERATOR	44,532.80	48,380.80	3,848.00	49,465.55	14,984.25	325.50	64,775.30
0000345006	MGR CONTRACTS	107,087.76	107,087.76	0.00	107,088.19	0.00	4,393.36	111,481.55
0000319681	IT ANALYST	81,883.10	90,071.54	8,188.44	83,236.49	0.00	5,750.73	88,987.22
0000328834	*BUS OPERATOR	52,187.20	52,187.20	0.00	53,116.68	11,870.54	3,412.24	68,399.46
0000302256	SUPT BUS MAINTENANCE GARAGE	81,978.52	90,176.58	8,198.06	81,661.77	0.00	8,828.48	90,490.25
0000348578	DIR SYSTEMS ENGINEERING	150,000.24	150,000.24	0.00	144,577.28	0.00	3,076.93	147,654.21
0000302550	SUPT STATION ZONE SERVICES	90,716.60	90,716.60	0.00	88,972.30	0.00	15,352.04	104,324.34
0000339805	*JOURNEYMAN BUS TECHNICIAN	56,451.20	56,451.20	0.00	58,276.03	3,104.17	225.00	61,605.20
0000332205	*RAIL OPERATOR	52,187.20	52,187.20	0.00	41,205.02	10,418.58	0.00	51,623.60
0000332702	DIVISION DISPATCHER	64,854.40	64,854.40	0.00	63,987.40	2,855.27	4,533.08	71,375.75
0000305368	CONTRACT PROFESSIONAL DISPATCH	0.00	0.00	0.00	66,484.82	12,536.61	0.00	79,021.43
0000303760	DIVISION DISPATCHER	68,910.40	68,910.40	0.00	71,027.73	28,368.96	10,601.60	109,998.29
0000303724	*JOURNEYMAN RAIL CAR MECHANIC	57,844.80	57,844.80	0.00	59,285.30	9,542.34	225.00	69,052.64
0000316111	*BUS OPERATOR	52,187.20	52,187.20	0.00	56,639.12	12,956.32	1,944.99	71,540.43
0000303213	*JOURNEYMAN ET-TRAIN CONTROL	57,844.80	57,844.80	0.00	56,458.14	1,585.21	2,171.70	60,215.05
0000328469	*JOURNEYMAN BUS TECHNICIAN	56,451.20	56,451.20	0.00	58,027.84	4,101.60	225.00	62,354.44
0000343053	*BUS OPERATOR	44,532.80	48,380.80	3,848.00	40,081.59	7,391.66	3,812.61	51,285.86
0000315741	*RAIL STATION CLEANER	35,672.00	36,192.00	520.00	36,264.49	14,122.81	2,296.45	52,683.75
0000334407	*SERVICEPERSON IV	42,702.40	42,702.40	0.00	40,153.68	8,446.44	0.00	48,600.12
0000348575	MGR FINANCIAL SYSTEMS	140,000.12	140,000.12	0.00	134,077.16	0.00	0.00	134,077.16
0000328832	*BUS OPERATOR (DATE LAST EMPLOYED 01-Mar-2023)	52,187.20	52,187.20	0.00	18,362.13	2,693.18	200.72	21,256.03
0000315202	FOREMAN TRAIN CONTROL	69,763.20	69,763.20	0.00	71,086.38	43,419.18	8,385.00	122,890.56
0000315256	*BUS OPERATOR	44,532.80	48,380.80	3,848.00	50,271.56	17,889.89	0.00	68,161.45
0000340147	*RAIL STATION CLEANER	35,672.00	35,672.00	0.00	37,030.73	2,006.55	0.00	39,037.28
0000334851	*BUS OPERATOR	52,187.20	52,187.20	0.00	52,494.98	9,970.39	1,405.04	63,870.41
0000303699	*BUS OPERATOR	52,707.20	52,707.20	0.00	55,898.22	10,366.17	0.00	66,264.39
0000305187	*JOURNEYMAN ET-RADIO MAINT	57,844.80	57,844.80	0.00	65,397.17	61,196.03	225.00	126,818.20
0000347355	ACCOUNTANT III	56,650.36	78,457.08	21,806.72	64,507.81	0.00	4,454.08	68,961.89
0000335286	MOBILITY CUSTOMER CARE REP	44,733.00	44,733.00	0.00	43,083.22	1,222.73	1,273.17	45,579.12

METROPOLITAN ATLANTA RAPID TRANSIT AUTHORITY (MARTA)  
MARTOC REPORT

EE NUMBER	TITLE	FY 22 BASE SALARY	FY 23 BASE SALARY	DIFFERENCE +/-	REGULAR EARNINGS	OVERTIME EARNINGS	OTHER EARNINGS	TOTAL EARNINGS
0000340898	*SERVICEPERSON I	39,956.80	39,956.80	0.00	37,153.44	662.32	384.20	38,199.96
0000331647	SUPV BUS TRANSPORTATION	64,334.40	64,334.40	0.00	64,875.73	37,894.67	3,427.76	106,198.16
0000323534	*JOURNEYMAN ET-COMPUTER MAINT	57,324.80	57,324.80	0.00	60,206.59	12,184.99	225.00	72,616.58
0000341772	*BUS OPERATOR	48,380.80	52,187.20	3,806.40	49,186.75	13,605.83	2,583.55	65,376.13
0000305204	*BUS OPERATOR	52,707.20	52,707.20	0.00	60,812.66	43,447.12	0.00	104,259.78
0000348451	MGR BENEFITS	96,640.18	96,640.18	0.00	96,393.14	0.00	0.00	96,393.14
0000338517	TRANSIT POLICE SERGEANT	65,395.20	67,995.20	2,600.00	60,044.69	18,751.04	8,987.25	87,782.98
0000320321	CONTRACT SERVICES INSPECTOR	40,164.80	40,164.80	0.00	40,326.12	340.74	1,351.70	42,018.56
0000324726	*BUS OPERATOR	52,187.20	52,187.20	0.00	55,343.57	18,208.68	1,204.32	74,756.57
0000303197	*JOURNEYMAN OVERHAULER	57,844.80	57,844.80	0.00	57,714.10	1,115.89	225.00	59,054.99
0000341476	*BUS OPERATOR	48,380.80	52,187.20	3,806.40	49,210.41	9,901.57	3,836.50	62,948.48
0000332051	SUPV RAIL LINE	65,104.00	65,104.00	0.00	69,795.04	14,613.32	813.80	85,222.16
0000314918	DISPATCHER-RAIL TRANSPORTATION	66,268.80	66,268.80	0.00	66,628.55	4,530.77	0.00	71,159.32
0000303695	*BUS OPERATOR	52,707.20	52,707.20	0.00	53,081.81	10,477.16	3,648.99	67,207.96
0000322148	SUPV BUS MAINTENANCE	68,452.80	68,452.80	0.00	69,665.61	17,842.13	4,212.48	91,720.22
0000338349	*RAIL OPERATOR	48,380.80	52,187.20	3,806.40	48,272.93	12,076.56	2,121.44	62,470.93
0000342747	*BUS OPERATOR	44,532.80	48,380.80	3,848.00	50,502.70	16,063.15	0.00	66,565.85
0000350265	DISPATCHER RADIO COMMUNICATION (DATE LAST EMPLOYED 02-Jun-2023)	57,116.80	57,116.80	0.00	23,156.74	2,341.69	2,178.41	27,676.84
0000311602	*RAIL OPERATOR	54,912.00	52,707.20	-2,204.80	43,013.67	1,514.92	1,003.60	45,532.19
0000337575	*BUS OPERATOR	52,187.20	52,187.20	0.00	54,034.01	9,898.13	2,703.96	66,636.10
0000350102	*JOURNEYMAN BUS TECHNICIAN	49,732.80	49,732.80	0.00	24,027.46	537.99	0.00	24,565.45
0000339003	PROJECT MANAGER I	102,541.66	102,541.66	0.00	102,545.44	0.00	0.00	102,545.44
0000305926	CONTRACT EMP PT POLICE OFFICER	0.00	0.00	0.00	49,599.15	11,483.22	0.00	61,082.37
0000340988	*BUS OPERATOR	48,380.80	52,187.20	3,806.40	53,290.29	16,273.00	0.00	69,563.29
0000344406	*BUS OPERATOR	44,532.80	48,380.80	3,848.00	24,505.53	2,048.97	2,669.64	29,224.14
0000347284	APARC SYS AMBASSADOR	37,264.50	37,264.50	0.00	27,124.73	1,160.42	0.00	28,285.15
0000317199	TRANSIT POLICE LIEUTENANT	83,200.00	90,022.40	6,822.40	100,497.36	14,529.32	0.00	115,026.68
0000331116	SUPV BUS TRANSPORTATION	65,104.00	67,704.00	2,600.00	64,675.56	7,238.63	8,196.40	80,110.59
0000322332	*JOURNEYMAN SUPPORT EQUIPMENT	57,324.80	57,324.80	0.00	58,325.62	9,942.28	225.00	68,492.90
0000349997	TRANSIT POLICE OFFICER	50,731.20	50,731.20	0.00	29,478.00	1,289.64	0.00	30,767.64
0000337240	*BUS OPERATOR	52,187.20	52,187.20	0.00	48,930.40	9,019.32	4,014.40	61,964.12
0000332336	SR DIR CONTRACT & PROCUREMENT	152,440.08	170,000.22	17,560.14	157,840.74	0.00	7,508.47	165,349.21
0000322186	*RAIL STATION CLEANER	32,032.00	35,672.00	3,640.00	34,426.56	925.11	0.00	35,351.67
0000349161	*BUS OPERATOR (DATE LAST EMPLOYED 30-Jun-2023)	36,899.20	36,899.20	0.00	32,312.24	13,999.06	0.00	46,311.30

**METROPOLITAN ATLANTA RAPID TRANSIT AUTHORITY (MARTA)**  
**MARTOC REPORT**

EE NUMBER	TITLE	FY 22 BASE SALARY	FY 23 BASE SALARY	DIFFERENCE +/-	REGULAR EARNINGS	OVERTIME EARNINGS	OTHER EARNINGS	TOTAL EARNINGS
0000348316	*BUS OPERATOR	36,899.20	36,899.20	0.00	39,502.77	14,115.89	0.00	53,618.66
0000335203	INSTRUCTOR BUS TECHNICAL	67,059.20	75,400.00	8,340.80	69,327.12	6,734.25	0.00	76,061.37
0000339633	CONTRACT SPECIALIST III (DATE LAST EMPLOYED 31-Mar-2023)	86,620.04	86,620.04	0.00	66,631.48	0.00	14,923.08	81,554.56
0000333341	SUPV BUS MAINTENANCE	62,608.00	62,608.00	0.00	63,353.63	23,770.82	5,719.00	92,843.45
0000302116	SUPT CONTROL CENTER	102,384.62	102,384.62	0.00	101,987.46	0.00	8,400.79	110,388.25
0000321480	*RAIL OPERATOR	52,187.20	52,187.20	0.00	54,531.29	13,880.68	401.44	68,813.41
0000348021	*BUS OPERATOR	36,899.20	40,705.60	3,806.40	37,675.72	6,225.18	0.00	43,900.90
0000322221	*RAIL STATION CLEANER	35,672.00	35,672.00	0.00	33,029.45	4,952.07	2,332.40	40,313.92
0000331399	*BUS OPERATOR	52,187.20	52,187.20	0.00	57,663.13	16,009.31	0.00	73,672.44
0000320485	SUPV BUS TRANSPORTATION	68,265.60	68,265.60	0.00	68,622.24	10,834.98	9,058.32	88,515.54
0000343789	*BUS OPERATOR	44,532.80	48,380.80	3,848.00	41,708.69	9,905.52	915.60	52,529.81
0000341082	*RAIL STATION CLEANER	35,672.00	35,672.00	0.00	33,792.64	10,418.65	1,360.17	45,571.46
0000303390	*SERVICEPERSON I	40,476.80	40,476.80	0.00	45,031.79	36,224.88	3,269.28	84,525.95
0000346169	*JOURNEYMAN TRACK MAINTAINER	53,872.00	55,536.00	1,664.00	55,993.30	20,052.15	0.00	76,045.45
0000348010	SUPV BUS MAINTENANCE	57,262.40	57,262.40	0.00	58,225.95	6,662.26	0.00	64,888.21
0000342206	*RAIL STATION CLEANER	35,672.00	35,672.00	0.00	33,664.00	0.00	2,332.40	35,996.40
0000349892	*BUS OPERATOR	36,899.20	36,899.20	0.00	23,839.49	4,885.39	0.00	28,724.88
0000350119	*BUS OPERATOR	36,899.20	36,899.20	0.00	19,548.18	1,638.68	0.00	21,186.86
0000342737	*BUS OPERATOR	44,532.80	48,380.80	3,848.00	49,162.98	9,082.86	0.00	58,245.84
0000331662	INSTRUCTOR BUS OPERATIONS	62,504.00	70,657.60	8,153.60	65,180.00	6,341.88	0.00	71,521.88
0000347521	*JOURNEYMAN BUS TECHNICIAN (DATE LAST EMPLOYED 22-Apr-2023)	49,732.80	52,811.20	3,078.40	45,492.28	5,890.15	225.00	51,607.43
0000344908	*BUS OPERATOR	40,705.60	44,532.80	3,827.20	46,875.10	11,673.28	0.00	58,548.38
0000333046	*BUS OPERATOR	52,187.20	52,187.20	0.00	48,863.58	1,512.58	2,207.92	52,584.08
0000321067	DIVISION DISPATCHER	63,044.80	63,044.80	0.00	63,054.16	1,794.09	9,699.20	74,547.45
0000346233	*JOURNEYMAN TRACK MAINTAINER	53,872.00	55,536.00	1,664.00	47,012.56	7,287.77	0.00	54,300.33
0000348414	*BUS OPERATOR (DATE LAST EMPLOYED 14-Apr-2023)	36,899.20	36,899.20	0.00	29,095.79	6,384.87	0.00	35,480.66
0000304714	MAINTENANCE PLANNER BUS	67,475.20	67,475.20	0.00	71,974.60	12,693.80	2,335.68	87,004.08
0000305191	*SERVICEPERSON I	40,476.80	40,476.80	0.00	42,978.77	6,202.89	0.00	49,181.66
0000347430	*REPROGRAPHICS SPEC II	36,608.00	39,603.20	2,995.20	37,168.02	54.78	304.64	37,527.44
0000343712	BUILDING MAINT SPEC I	47,190.00	47,190.00	0.00	47,351.58	1,393.29	0.00	48,744.87
0000347936	*SERVICEPERSON IV	38,521.60	42,702.40	4,180.80	39,215.38	2,390.59	0.00	41,605.97
0000334988	*BUS OPERATOR	52,187.20	52,187.20	0.00	48,636.50	6,580.59	3,010.80	58,227.89
0000349162	*BUS OPERATOR	36,899.20	36,899.20	0.00	29,734.25	5,855.06	0.00	35,589.31
0000315243	*BUS OPERATOR	52,187.20	52,707.20	520.00	54,226.40	24,219.65	3,959.11	82,405.16

METROPOLITAN ATLANTA RAPID TRANSIT AUTHORITY (MARTA)  
MARTOC REPORT

EE NUMBER	TITLE	FY 22	FY 23	DIFFERENCE +/-	REGULAR EARNINGS	OVERTIME EARNINGS	OTHER EARNINGS	TOTAL EARNINGS
		BASE SALARY	BASE SALARY					
0000335377	*SERVICEPERSON I	39,956.80	39,956.80	0.00	41,649.15	86.45	0.00	41,735.60
0000303471	*JOURNEYMAN ET-TELEPHONE MAINT (DATE LAST EMPLOYED 01-Mar-2023)	57,844.80	57,844.80	0.00	46,314.22	7,905.04	225.00	54,444.26
0000323415	*RAIL OPERATOR	52,187.20	52,187.20	0.00	56,312.88	17,655.45	1,409.31	75,377.64
0000320655	*BUS OPERATOR	52,187.20	52,187.20	0.00	58,872.30	20,091.54	0.00	78,963.84
0000342976	*BUS OPERATOR	44,532.80	48,380.80	3,848.00	37,967.74	11,525.48	1,645.13	51,138.35
0000348421	*BUS OPERATOR	36,899.20	36,899.20	0.00	40,529.84	9,556.31	0.00	50,086.15
0000335493	TRANSIT POLICE SERGEANT	70,761.60	73,548.80	2,787.20	48,393.17	59,895.97	32,292.52	140,581.66
0000347383	TRANSIT POLICE OFFICER	52,728.00	54,870.40	2,142.40	40,161.71	31,781.51	18,806.94	90,750.16
0000303099	*BUS OPERATOR	52,707.20	52,707.20	0.00	57,166.56	14,109.45	0.00	71,276.01
0000348692	PROJECT MANAGER I	89,805.30	89,805.30	0.00	86,006.09	0.00	0.00	86,006.09
0000316471	*MATERIAL CONTROLLER	53,185.60	53,185.60	0.00	57,533.81	17,919.15	2,250.16	77,703.12
0000323657	*BUS OPERATOR	52,187.20	52,187.20	0.00	54,504.04	8,571.82	0.00	63,075.86
0000348800	*BUS OPERATOR (DATE LAST EMPLOYED 21-Apr-2023)	36,899.20	36,899.20	0.00	18,292.46	3,157.04	0.00	21,449.50
0000321978	BREEZE MEDIA DIST AGENT	55,360.50	55,360.50	0.00	49,013.17	958.17	9,541.40	59,512.74
0000321040	*JOURNEYMAN RAIL CAR MECHANIC	57,324.80	57,324.80	0.00	59,510.70	268.71	225.00	60,004.41
0000316314	SR SAFETY OPS OFFICER BUS/RAIL	101,887.50	101,887.50	0.00	101,710.87	751.51	1,985.50	104,447.88
0000336160	DIR ENVIRON HEALTH & SAFETY	122,467.54	140,000.12	17,532.58	134,605.71	0.00	5,923.10	140,528.81
0000345549	TRAINING & DEVELOPMENT SPEC	62,886.98	62,886.98	0.00	62,886.96	0.00	0.00	62,886.96
0000320314	SUPV BUS MAINTENANCE	63,856.00	63,856.00	0.00	61,229.83	3,741.13	4,288.24	69,259.20
0000328461	SUPT RAIL CAR MAINT	83,430.36	83,430.36	0.00	83,428.08	0.00	0.00	83,428.08
0000347028	SR PERFORMANCE ANALYST (DATE LAST EMPLOYED 02-Jun-2023)	91,237.90	91,237.90	0.00	87,728.05	0.00	5,294.63	93,022.68
0000314986	SUPV CAR REPAIR INSPECTION	61,984.00	61,984.00	0.00	62,995.88	5,846.12	4,272.32	73,114.32
0000333469	SUPV BUS MAINTENANCE	66,414.40	66,414.40	0.00	68,300.31	17,767.04	0.00	86,067.35
0000329112	BUYER PLANNER III	81,976.18	81,976.18	0.00	81,978.47	0.00	0.00	81,978.47
0000320105	CONTRACT EMP PT POLICE OFFICER	0.00	0.00	0.00	-17,515.65	67,269.30	62,912.40	112,666.05
0000303175	*MATERIAL CONTROLLER LEAD	55,348.80	55,348.80	0.00	59,487.58	13,720.84	0.00	73,208.42
0000324897	DIR EXEC OFFICE ADMIN & ASST	168,000.30	168,000.30	0.00	164,768.62	0.00	24,533.24	189,301.86
0000334345	*BUS OPERATOR	52,187.20	52,187.20	0.00	54,146.87	12,272.14	0.00	66,419.01
0000344664	MECHANICAL ENGINEER VI	87,418.50	87,418.50	0.00	87,420.16	0.00	1,134.65	88,554.81
0000350088	COMMUNICATIONS COORD IOC (DATE LAST EMPLOYED 14-Jun-2023)	52,041.60	52,041.60	0.00	25,820.64	675.54	2,301.84	28,798.02
0000347870	*BUS OPERATOR	36,899.20	40,705.60	3,806.40	41,745.12	22,742.63	0.00	64,487.75
0000346631	DEPUTY CHF BUS OPERATIONS (DATE LAST EMPLOYED 21-Apr-2023)	197,654.86	197,654.86	0.00	169,745.75	0.00	22,806.36	192,552.11
0000303198	*RAIL OPERATOR	52,707.20	52,707.20	0.00	60,529.66	56,427.09	0.00	116,956.75
0000344568	*BUS OPERATOR	44,532.80	48,380.80	3,848.00	47,953.14	17,539.37	0.00	65,492.51

**METROPOLITAN ATLANTA RAPID TRANSIT AUTHORITY (MARTA)**  
**MARTOC REPORT**

EE NUMBER	TITLE	FY 22	FY 23	DIFFERENCE	REGULAR	OVERTIME	OTHER	TOTAL
		BASE SALARY	BASE SALARY	+/-	EARNINGS	EARNINGS	EARNINGS	EARNINGS
0000332477	DEPUTY CHIEF LEGAL COUNSEL	198,172.52	198,172.52	0.00	198,173.34	0.00	0.00	198,173.34
0000331053	ACCOUNTING SPECIALIST II	35,672.00	50,017.50	14,345.50	42,481.48	16,412.56	3,611.83	62,505.87
0000323736	*SERVICEPERSON IV (DATE LAST EMPLOYED 01-Jun-2023)	42,702.40	42,702.40	0.00	30,117.12	6,728.79	0.00	36,845.91
0000337235	TRANSIT POLICE DETECTIVE	69,409.60	72,196.80	2,787.20	36,635.54	52,219.12	43,318.08	132,172.74
0000340066	*BUS OPERATOR	48,380.80	52,187.20	3,806.40	35,939.20	5,256.26	2,914.53	44,109.99
0000342820	OPEN RECORDS ADMINISTRATOR	76,108.50	76,108.50	0.00	76,131.23	1,148.26	0.00	77,279.49
0000334471	*BUS OPERATOR	52,187.20	52,187.20	0.00	54,933.63	34,720.29	4,643.95	94,297.87
0000347409	*JOURNEYMAN TRACK MAINTAINER	49,732.80	54,308.80	4,576.00	55,724.30	16,966.36	0.00	72,690.66
0000304979	*JOURNEYMAN RAIL CAR MECHANIC	57,844.80	57,844.80	0.00	64,503.03	64,887.80	225.00	129,615.83
0000324186	*JOURNEYMAN SUPPORT EQUIPMENT	57,324.80	57,324.80	0.00	57,042.71	13,290.81	225.00	70,558.52
0000332755	SUPV BUS TRANSPORTATION	64,480.00	64,480.00	0.00	66,806.11	28,580.92	620.00	96,007.03
0000348157	CONTRACT SPECIALIST III	66,000.22	80,000.18	13,999.96	71,578.20	0.00	0.00	71,578.20
0000304128	DEPUTY CHF FINANCE/TREASURY	234,046.02	234,046.02	0.00	233,143.63	0.00	17,103.37	250,247.00
0000335329	*BUS OPERATOR	52,187.20	52,187.20	0.00	55,561.63	17,460.14	0.00	73,021.77
0000344127	PROTECTIVE SPEC POLICE CADET	47,798.40	44,574.40	-3,224.00	52,813.53	1,515.32	1,792.44	56,121.29
0000342637	SR COST ESTIMATOR	96,388.50	96,388.50	0.00	85,677.45	0.00	9,356.62	95,034.07
0000330454	*RAIL STATION CLEANER	35,672.00	35,672.00	0.00	31,389.33	11,859.24	0.00	43,248.57
0000330923	TRANSIT POLICE OFFICER	66,726.40	69,409.60	2,683.20	45,187.52	52,990.03	30,871.23	129,048.78
0000335515	*JOURNEYMAN ET-RAIL CAR MAINT	57,324.80	57,324.80	0.00	57,459.01	3,679.26	1,162.04	62,300.31
0000316222	*JOURNEYMAN MACHINIST	57,324.80	57,324.80	0.00	61,841.36	26,013.21	225.00	88,079.57
0000315747	CONTRACT EMP PT POLICE OFFICER	0.00	0.00	0.00	62,716.20	1,884.90	0.00	64,601.10
0000324011	OFFICE ADMINISTRATOR I	53,653.60	53,653.60	0.00	53,444.46	0.00	6,604.12	60,048.58
0000305695	TRANSIT SERVICE SPECIALIST	45,435.00	45,435.00	0.00	45,435.00	0.00	1,747.50	47,182.50
0000327739	DEPARTMENT ADMINISTRATOR	66,236.30	66,236.30	0.00	66,236.68	0.00	4,330.85	70,567.53
0000343232	*BUS OPERATOR (DATE LAST EMPLOYED 24-Jan-2023)	44,532.80	48,380.80	3,848.00	27,446.09	3,859.88	0.00	31,305.97
0000321619	*BUS OPERATOR (DATE LAST EMPLOYED 01-Feb-2023)	52,187.20	52,187.20	0.00	38,998.21	12,563.39	1,003.60	52,565.20
0000344259	*SERVICEPERSON I	39,956.80	39,956.80	0.00	39,833.91	8,817.40	0.00	48,651.31
0000343634	*JOURNEYMAN ET-RAIL CAR MAINT	54,308.80	49,732.80	-4,576.00	57,062.65	6,618.72	225.00	63,906.37
0000332115	*RAIL OPERATOR	52,187.20	52,187.20	0.00	53,377.58	14,344.35	2,007.20	69,729.13
0000349002	*RAIL STATION CLEANER	32,032.00	32,032.00	0.00	26,481.12	2,606.37	0.00	29,087.49
0000305674	SUPV APARC SYSTEM	62,092.42	62,092.42	0.00	61,615.59	0.00	10,348.79	71,964.38
0000332124	*BUS OPERATOR	52,187.20	52,187.20	0.00	49,013.87	9,117.57	3,512.60	61,644.04
0000324947	*JOURNEYMAN ET-RADIO MAINT	57,324.80	57,324.80	0.00	61,920.85	41,856.81	225.00	104,002.66
0000333589	ACCOUNTANT III	68,446.56	80,082.60	11,636.04	70,928.73	0.00	6,541.93	77,470.66

METROPOLITAN ATLANTA RAPID TRANSIT AUTHORITY (MARTA)  
MARTOC REPORT

EE NUMBER	TITLE	FY 22 BASE SALARY	FY 23 BASE SALARY	DIFFERENCE +/-	REGULAR EARNINGS	OVERTIME EARNINGS	OTHER EARNINGS	TOTAL EARNINGS
0000344801	*BUS OPERATOR	40,705.60	44,532.80	3,827.20	47,537.02	12,071.68	0.00	59,608.70
0000345895	*JOURNEYMAN BUS TECHNICIAN	52,811.20	54,142.40	1,331.20	56,039.87	12,927.87	225.00	69,192.74
0000336095	*BUS OPERATOR	52,187.20	52,187.20	0.00	35,794.51	1,159.57	3,211.52	40,165.60
0000304146	*RAIL OPERATOR	52,707.20	52,707.20	0.00	58,949.37	26,462.32	0.00	85,411.69
0000334124	*JOURNEYMAN TRACK MAINTAINER	57,324.80	57,324.80	0.00	44,118.44	15,461.17	4,409.60	63,989.21
0000333338	COMPENSATION ANALYST III	75,637.90	75,637.90	0.00	31,709.86	0.00	0.00	31,709.86
0000334755	*BUS OPERATOR	52,187.20	52,187.20	0.00	44,871.82	4,404.88	3,412.28	52,688.98
0000323713	SUPV RAIL LINE	64,480.00	64,480.00	0.00	66,194.11	21,830.41	496.00	88,520.52
0000340925	*JOURNEYMAN ET-RADIO MAINT	57,324.80	57,324.80	0.00	62,174.88	76,231.06	225.00	138,630.94
0000349654	CJIT-CALL TAKER	48,006.40	48,006.40	0.00	38,626.24	2,728.05	0.00	41,354.29
0000348416	*BUS OPERATOR (DATE LAST EMPLOYED 23-Mar-2023)	36,899.20	36,899.20	0.00	27,931.15	3,671.44	0.00	31,602.59
0000317428	*SERVICEPERSON I	39,956.80	39,956.80	0.00	45,732.23	14,664.56	0.00	60,396.79
0000304080	*RAIL STATION CLEANER	36,192.00	36,192.00	0.00	37,326.55	730.80	0.00	38,057.35
0000349692	PARALEGAL	72,169.50	72,169.50	0.00	47,113.79	0.00	0.00	47,113.79
0000347381	SOCIAL MEDIA SPECIALIST	66,324.96	66,324.96	0.00	66,325.61	0.00	0.00	66,325.61
0000332897	*BUS OPERATOR	52,187.20	52,187.20	0.00	19,467.44	4,823.70	0.00	24,291.14
0000318787	*JOURNEYMAN RAIL CAR MECHANIC	57,324.80	57,324.80	0.00	58,742.33	3,224.52	225.00	62,191.85
0000334167	*BUS OPERATOR	52,187.20	52,187.20	0.00	53,924.81	9,756.95	1,003.60	64,685.36
0000305627	*BUS OPERATOR	52,707.20	52,707.20	0.00	53,872.12	13,585.99	1,621.76	69,079.87
0000326726	*BUS OPERATOR	52,187.20	52,187.20	0.00	51,207.90	4,244.20	3,813.68	59,265.78
0000329219	*JOURNEYMAN BUS TECHNICIAN	54,308.80	56,451.20	2,142.40	56,728.96	45,123.89	225.00	102,077.85
0000349237	SR DIR CUST EXP INNOVATION	180,000.08	180,000.08	0.00	138,461.70	0.00	0.00	138,461.70
0000315910	SUPV LIGHT RAIL TRANSPORTATION	36,899.20	60,756.80	23,857.60	45,133.15	12,791.16	0.00	57,924.31
0000308759	DIR CIP BUDGET	150,000.24	150,000.24	0.00	149,017.37	0.00	6,923.09	155,940.46
0000321365	RAIL SERVICES CONTROLLER	87,297.60	87,297.60	0.00	89,168.91	10,499.41	0.00	99,668.32
0000335047	TRANSIT POLICE SERGEANT	70,761.60	73,548.80	2,787.20	73,066.75	34,480.07	12,762.94	120,309.76
0000316650	DIVISION DISPATCHER	68,848.00	68,848.00	0.00	71,461.71	7,730.04	3,641.00	82,832.75
0000349209	*JOURNEYMAN BUS TECHNICIAN	52,811.20	52,811.20	0.00	40,642.65	3,147.22	0.00	43,789.87
0000334973	SUPT BUS TRANSPORTATION	64,854.40	76,148.28	11,293.88	70,784.14	645.18	7,458.64	78,887.96
0000321039	*SERVICEPERSON I (A)	40,539.20	40,539.20	0.00	39,848.58	2,601.93	1,091.44	43,541.95
0000304103	TRANSIT POLICE MAJOR	118,409.46	118,409.46	0.00	118,767.47	0.00	15,484.33	134,251.80
0000304930	*MATERIAL CONTROLLER	53,705.60	53,705.60	0.00	53,703.96	1,413.67	1,445.92	56,563.55
0000305904	SUPT RAIL CAR MAINT	87,336.60	87,336.60	0.00	87,338.72	0.00	8,509.72	95,848.44
0000328134	TRANSIT POLICE OFFICER SPECIAL	66,726.40	72,196.80	5,470.40	72,642.58	21,179.47	5,040.60	98,862.65
0000337913	TRANSIT POLICE DETECTIVE	61,713.60	66,726.40	5,012.80	56,620.61	8,812.10	6,576.90	72,009.61

**METROPOLITAN ATLANTA RAPID TRANSIT AUTHORITY (MARTA)**  
**MARTOC REPORT**

EE NUMBER	TITLE	FY 22 BASE SALARY	FY 23 BASE SALARY	DIFFERENCE +/-	REGULAR EARNINGS	OVERTIME EARNINGS	OTHER EARNINGS	TOTAL EARNINGS
0000347168	CONTRACT SPECIALIST III (DATE LAST EMPLOYED 08-Nov-2022)	83,629.52	83,629.52	0.00	32,165.59	0.00	2,386.23	34,551.82
0000334692	*STATION AGENT	46,675.20	46,675.20	0.00	48,475.18	11,259.28	0.00	59,734.46
0000316163	SVC DESK SUPPORT AGENT	52,728.00	52,728.00	0.00	53,163.62	787.96	0.00	53,951.58
0000303448	CONTRACT PROFESSIONAL DISPATCH (DATE LAST EMPLOYED 24-Jan-2023)	0.00	0.00	0.00	33,695.36	1,221.75	0.00	34,917.11
0000323616	*BUS OPERATOR	52,187.20	52,187.20	0.00	53,087.14	16,842.54	4,014.40	73,944.08
0000304440	FOREMAN POWER	68,452.80	68,452.80	0.00	70,420.51	15,392.39	3,982.11	89,795.01
0000336153	*JOURNEYMAN ET-RAIL CAR MAINT	57,324.80	57,324.80	0.00	57,185.88	661.44	225.00	58,072.32
0000329830	SUPT RAIL LINE (DATE LAST EMPLOYED 01-Jul-2023)	69,784.00	77,868.44	8,084.44	74,805.27	2,124.75	5,870.89	82,800.91
0000321899	*BUS OPERATOR	52,187.20	52,187.20	0.00	44,600.76	6,041.25	2,358.46	53,000.47
0000341163	*RAIL OPERATOR	52,187.20	52,187.20	0.00	53,612.51	12,245.42	3,412.24	69,270.17
0000349070	TRANSIT POLICE OFFICER	50,731.20	50,731.20	0.00	33,498.40	11,030.00	7,250.00	51,778.40
0000350121	*BUS OPERATOR	36,899.20	36,899.20	0.00	20,226.90	2,324.96	0.00	22,551.86
0000306252	*BUS OPERATOR	52,707.20	52,707.20	0.00	57,383.34	33,680.39	0.00	91,063.73
0000331377	ELECTRICAL MAINTENANCE INSPECT	67,080.00	67,080.00	0.00	70,855.06	20,504.89	0.00	91,359.95
0000306507	*BUS OPERATOR (DATE LAST EMPLOYED 01-Mar-2023)	52,707.20	52,707.20	0.00	44,057.17	7,644.25	405.44	52,106.86
0000346279	*JOURNEYMAN TRACK MAINTAINER	53,872.00	55,536.00	1,664.00	54,943.35	16,604.76	2,343.18	73,891.29
0000345282	TECHNICAL WRITER	92,789.32	92,789.32	0.00	92,789.47	0.00	3,806.76	96,596.23
0000335218	SUPV BUS TRANSPORTATION	66,268.80	66,268.80	0.00	62,492.38	12,887.37	0.00	75,379.75
0000338762	*BUS OPERATOR	52,187.20	52,187.20	0.00	49,054.50	7,703.22	3,211.52	59,969.24
0000339745	*RAIL STATION CLEANER	35,672.00	35,672.00	0.00	34,980.28	13,231.67	2,032.30	50,244.25
0000347160	*BUS OPERATOR	36,899.20	40,705.60	3,806.40	39,968.53	16,179.35	313.12	56,461.00
0000321841	MGR AUDIT	107,252.08	107,252.08	0.00	107,250.35	0.00	0.00	107,250.35
0000348308	*JOURNEYMAN TRACK MAINTAINER (DATE LAST EMPLOYED 19-May-2023)	49,732.80	49,732.80	0.00	47,825.28	3,353.43	0.00	51,178.71
0000302037	*BUS OPERATOR	52,707.20	52,707.20	0.00	51,622.14	9,792.23	3,446.24	64,860.61
0000340775	SR SAFETY OPS OFFICER BUS/RAIL	102,862.50	113,148.88	10,286.38	102,862.63	606.63	0.00	103,469.26
0000302492	*REVENUE AGENT	52,395.20	52,395.20	0.00	48,730.74	736.85	1,209.12	50,676.71
0000302718	MGR CRIMINAL JUSTICE COMM/RECD (DATE LAST EMPLOYED 01-Nov-2022)	93,543.58	93,543.58	0.00	12,935.91	0.00	7,285.93	20,221.84
0000305660	FOREMAN TRAIN CONTROL	69,763.20	69,763.20	0.00	76,934.00	23,015.20	1,341.60	101,290.80
0000333055	*BUS OPERATOR	36,899.20	36,899.20	0.00	31,194.42	12,865.50	0.00	44,059.92
0000348315	*CUSTOMER INFORMATION OPERATOR	32,406.40	34,361.60	1,955.20	34,236.39	5,174.38	0.00	39,410.77
0000347981	*RAIL STATION CLEANER	30,180.80	32,032.00	1,851.20	32,016.32	12,321.03	0.00	44,337.35
0000307107	*BUS OPERATOR	36,899.20	36,899.20	0.00	34,045.28	16,687.49	141.92	50,874.69
0000338760	DISPATCHER RADIO COMMUNICATION	62,441.60	62,441.60	0.00	63,738.42	9,480.36	4,803.20	78,021.98
0000315331	*SERVICEPERSON II	39,956.80	40,476.80	520.00	40,998.62	2,041.51	311.36	43,351.49



**METROPOLITAN ATLANTA RAPID TRANSIT AUTHORITY (MARTA)**  
**MARTOC REPORT**

EE NUMBER	TITLE	FY 22 BASE SALARY	FY 23 BASE SALARY	DIFFERENCE +/-	REGULAR EARNINGS	OVERTIME EARNINGS	OTHER EARNINGS	TOTAL EARNINGS
0000335454	SUPV CUSTOMER INFO CENTR	49,998.00	65,857.48	15,859.48	59,438.48	0.00	0.00	59,438.48
0000342764	DIR SAFETY (DATE LAST EMPLOYED 02-Jun-2023)	138,571.16	138,571.16	0.00	132,424.44	0.00	18,491.09	150,915.53
0000302280	INSTRUCTOR BUS OPERATIONS	71,073.60	81,099.20	10,025.60	73,772.80	0.00	0.00	73,772.80
0000348674	*BUS OPERATOR	36,899.20	36,899.20	0.00	37,976.06	8,551.48	0.00	46,527.54
0000338233	SUPV BUS MAINTENANCE	56,451.20	57,262.40	811.20	57,105.24	12,103.93	0.00	69,209.17
0000347155	SUPV SECURITY TECHNICIAN	79,599.00	79,599.00	0.00	85,840.14	4,565.48	0.00	90,405.62
0000334415	*STATION AGENT	46,675.20	46,675.20	0.00	43,123.24	8,473.91	6,541.26	58,138.41
0000331539	TRANSIT POLICE OFFICER SPECIAL	66,726.40	69,409.60	2,683.20	52,867.78	13,778.91	19,888.35	86,535.04
0000347129	*JOURNEYMAN AA BUS TECHNICIAN (DATE LAST EMPLOYED 21-Jul-2023)	49,732.80	55,348.80	5,616.00	43,757.58	2,096.22	861.24	46,715.04
0000341468	*RAIL OPERATOR	48,380.80	52,187.20	3,806.40	50,759.04	15,298.30	1,346.49	67,403.83
0000326657	*BUS OPERATOR	52,187.20	52,187.20	0.00	56,209.18	20,121.29	1,003.60	77,334.07
0000327838	*JOURNEYMAN SUPPORT EQUIPMENT	57,324.80	57,324.80	0.00	58,063.80	3,203.85	225.00	61,492.65
0000307043	*SERVICEPERSON I	39,956.80	39,956.80	0.00	31,013.55	115.26	922.08	32,050.89
0000333880	*BUS OPERATOR	52,187.20	52,187.20	0.00	51,498.69	12,436.98	3,813.68	67,749.35
0000338750	*BUS OPERATOR	52,187.20	52,187.20	0.00	36,293.21	2,809.12	0.00	39,102.33
0000330999	*BUS OPERATOR	52,187.20	52,187.20	0.00	44,304.25	730.53	3,612.96	48,647.74
0000349189	*BUS OPERATOR	36,899.20	36,899.20	0.00	32,124.73	12,096.97	0.00	44,221.70
0000335863	*BUS OPERATOR	52,187.20	52,187.20	0.00	44,872.01	20,224.02	3,988.58	69,084.61
0000348786	*BUS OPERATOR (DATE LAST EMPLOYED 27-Apr-2023)	36,899.20	36,899.20	0.00	27,977.84	2,822.05	0.00	30,799.89
0000329418	*JOURNEYMAN ET-RADIO MAINT	57,324.80	49,732.80	-7,592.00	57,115.24	448.32	225.00	57,788.56
0000343386	*BUS OPERATOR	44,532.80	48,380.80	3,848.00	28,419.34	8,194.24	171.28	36,784.86
0000350038	APARC MAINT ADMINISTRATOR	74,597.90	74,597.90	0.00	40,168.16	0.00	0.00	40,168.16
0000335879	TRANSIT POLICE OFFICER	59,363.20	61,713.60	2,350.40	65,531.51	3,794.64	0.00	69,326.15
0000322124	DIVISION DISPATCHER	68,265.60	68,265.60	0.00	67,990.86	2,408.04	6,432.72	76,831.62
0000343953	*BUS OPERATOR	44,532.80	48,380.80	3,848.00	35,095.77	1,413.64	2,970.96	39,480.37
0000349858	SR IT PROGRAM MANAGER	125,000.20	125,000.20	0.00	76,923.41	0.00	0.00	76,923.41
0000303705	DIR RISK MANAGEMENT	144,612.26	144,612.26	0.00	144,611.55	0.00	5,562.01	150,173.56
0000331923	*LIGHT RAIL OPERATOR	40,705.60	44,532.80	3,827.20	44,336.14	10,843.85	0.00	55,179.99
0000341705	*BUS OPERATOR	48,380.80	52,187.20	3,806.40	53,141.36	10,981.76	0.00	64,123.12
0000340896	*JOURNEYMAN RAIL CAR MECHANIC	55,536.00	57,324.80	1,788.80	57,632.45	1,016.73	225.00	58,874.18
0000348790	*PT BUS OPERATOR	23,062.00	23,062.00	0.00	21,728.74	39.92	0.00	21,768.66
0000302079	*BUS OPERATOR	52,707.20	52,707.20	0.00	56,087.01	7,723.70	202.72	64,013.43
0000342923	*JOURNEYMAN ELEC POWER ELECT	57,324.80	57,324.80	0.00	73,678.87	42,905.36	225.00	116,809.23
0000332664	SUPV RAIL LINE	65,104.00	65,104.00	0.00	68,987.40	31,917.60	2,191.00	103,096.00

METROPOLITAN ATLANTA RAPID TRANSIT AUTHORITY (MARTA)  
MARTOC REPORT

EE NUMBER	TITLE	FY 22	FY 23	DIFFERENCE +/-	REGULAR EARNINGS	OVERTIME EARNINGS	OTHER EARNINGS	TOTAL EARNINGS
		BASE SALARY	BASE SALARY					
0000349274	*JOURNEYMAN ELEC POWER ELECT	49,732.80	49,732.80	0.00	38,256.02	3,828.60	0.00	42,084.62
0000343334	SR OCCUP MED SVCS SPEC	57,403.32	57,403.32	0.00	56,962.85	0.00	2,558.15	59,521.00
0000340734	SUPV CAR REPAIR INSPECTION	62,587.20	62,587.20	0.00	62,559.58	8,031.56	962.88	71,554.02
0000332670	*BUS OPERATOR	52,187.20	52,187.20	0.00	56,067.92	22,827.25	0.00	78,895.17
0000323515	*BUS OPERATOR	52,187.20	52,187.20	0.00	55,026.36	10,884.16	217.54	66,128.06
0000349637	*BUS OPERATOR	36,899.20	36,899.20	0.00	26,584.97	3,611.04	0.00	30,196.01
0000330977	*BUS OPERATOR	52,187.20	52,187.20	0.00	47,923.43	4,821.14	4,466.81	57,211.38
0000335144	*SERVICEPERSON I	39,956.80	39,956.80	0.00	40,030.85	2,470.93	922.08	43,423.86
0000347396	*BUS OPERATOR	36,899.20	40,705.60	3,806.40	40,440.38	9,505.01	0.00	49,945.39
0000323244	*BUS OPERATOR	52,187.20	52,187.20	0.00	50,118.00	7,493.58	2,810.08	60,421.66
0000321143	*JOURNEYMAN TRACK MAINTAINER	57,324.80	57,324.80	0.00	60,663.54	3,472.58	0.00	64,136.12
0000335302	*BUS OPERATOR	52,187.20	52,187.20	0.00	37,129.28	2,195.68	3,612.96	42,937.92
0000329827	*BUS OPERATOR	52,187.20	52,187.20	0.00	52,512.87	24,780.17	3,813.70	81,106.74
0000347495	*BUS OPERATOR (DATE LAST EMPLOYED 23-Jan-2023)	36,899.20	36,899.20	0.00	26,826.84	5,769.41	0.00	32,596.25
0000314920	*BUS OPERATOR (DATE LAST EMPLOYED 30-May-2023)	52,187.20	52,707.20	520.00	53,133.23	11,705.19	3,200.37	68,038.79
0000334628	MGR ENG REL & BUS MAINTENANCE	102,285.30	117,888.42	15,603.12	108,883.93	0.00	3,934.05	112,817.98
0000303110	CONTRACT PROFESSIONAL (DATE LAST EMPLOYED 07-Jul-2023)	0.00	0.00	0.00	58,680.81	0.00	0.00	58,680.81
0000320480	TRANSIT POLICE SERGEANT	79,539.20	79,539.20	0.00	83,305.68	27,567.00	0.00	110,872.68
0000340094	*BUS OPERATOR	52,187.20	52,187.20	0.00	55,289.14	17,624.98	0.00	72,914.12
0000304105	QUALITY CONTROL INSPECTOR	74,821.50	74,821.50	0.00	74,821.59	0.00	10,072.15	84,893.74
0000349004	*SERVICEPERSON I	38,272.00	38,272.00	0.00	31,316.16	3,313.58	0.00	34,629.74
0000315525	*JOURNEYMAN ET-TELEPHONE MAINT	57,324.80	57,324.80	0.00	59,251.09	20,825.07	225.00	80,301.16
0000348234	*JOURNEYMAN TRACK MAINTAINER	49,732.80	53,872.00	4,139.20	53,706.80	4,910.48	0.00	58,617.28
0000335116	*BUS OPERATOR	52,187.20	52,187.20	0.00	50,495.31	4,340.15	1,003.60	55,839.06
0000336456	FIELD INSPECTOR III	68,464.50	68,464.50	0.00	72,692.34	22,508.01	4,803.63	100,003.98
0000303714	CUSTOMER ENGAGEMENT MANAGER	91,335.66	98,241.78	6,906.12	94,257.45	0.00	13,720.94	107,978.39
0000321301	*SERVICEPERSON IV	42,702.40	42,702.40	0.00	43,769.32	7,146.67	0.00	50,915.99
0000312501	FARE COLLECTION COORDINATOR OP	60,118.50	60,118.50	0.00	30,059.31	23.13	0.00	30,082.44
0000337723	*JOURNEYMAN ET-TELEPHONE MAINT	57,324.80	57,324.80	0.00	59,345.34	5,157.17	1,327.40	65,829.91
0000327313	*JOURNEYMAN RAIL CAR MECHANIC	57,324.80	57,324.80	0.00	59,111.08	6,159.66	225.00	65,495.74
0000318947	*RAIL OPERATOR	52,187.20	52,187.20	0.00	42,943.73	2,409.06	3,945.66	49,298.45
0000330296	*JOURNEYMAN ET-TRAIN CONTROL	57,324.80	57,324.80	0.00	54,526.55	930.15	2,981.00	58,437.70
0000338156	MGR TECHNOLOGY BUS DEVELOP (DATE LAST EMPLOYED 05-Nov-2022)	130,858.00	130,858.00	0.00	50,329.70	0.00	17,218.26	67,547.96
0000341951	HR INFORMATION SYSTEMS SPEC I	40,852.50	47,814.00	6,961.50	46,828.92	602.28	0.00	47,431.20

**METROPOLITAN ATLANTA RAPID TRANSIT AUTHORITY (MARTA)**  
**MARTOC REPORT**

EE NUMBER	TITLE	FY 22 BASE SALARY	FY 23 BASE SALARY	DIFFERENCE +/-	REGULAR EARNINGS	OVERTIME EARNINGS	OTHER EARNINGS	TOTAL EARNINGS
0000336901	*BUS OPERATOR	52,187.20	52,187.20	0.00	44,776.78	11,809.92	200.72	56,787.42
0000316969	TRANSIT POLICE CORPORAL	69,409.60	72,196.80	2,787.20	76,971.17	19,464.48	6,942.00	103,377.65
0000332724	*JOURNEYMAN ET-TRAIN CONTROL	57,324.80	57,324.80	0.00	55,014.06	23,212.42	225.00	78,451.48
0000342881	*BUS OPERATOR	44,532.80	48,380.80	3,848.00	51,566.94	32,194.93	0.00	83,761.87
0000314192	*BUS OPERATOR	52,187.20	52,187.20	0.00	53,891.86	11,377.19	3,469.71	68,738.76
0000306004	SUPV RAIL LINE (DATE LAST EMPLOYED 01-Jan-2023)	69,784.00	69,784.00	0.00	39,289.85	12,511.36	9,483.58	61,284.79
0000335580	*BUS OPERATOR	52,187.20	52,187.20	0.00	51,637.98	13,680.42	4,269.07	69,587.47
0000334665	*BUS OPERATOR	52,187.20	52,187.20	0.00	49,195.80	10,718.15	4,269.58	64,183.53
0000326786	*BUS OPERATOR	48,380.80	48,380.80	0.00	28,989.48	5,266.69	186.08	34,442.25
0000336231	DIR LEARNING & DEVELOPMENT	131,570.14	131,570.14	0.00	131,569.26	0.00	0.00	131,569.26
0000343064	DISPATCHER-RAIL TRANSPORTATION	44,532.80	60,756.80	16,224.00	33,828.83	0.00	0.00	33,828.83
0000322817	DIVISION DISPATCHER	62,441.60	62,441.60	0.00	64,320.65	8,467.38	1,921.28	74,709.31
0000345741	*BUS OPERATOR	40,705.60	44,532.80	3,827.20	21,813.90	513.84	0.00	22,327.74
0000348816	*BUS OPERATOR	36,899.20	36,899.20	0.00	36,385.49	7,984.19	0.00	44,369.68
0000304344	SUPV RAIL LINE (DATE LAST EMPLOYED 01-Dec-2022)	66,456.00	66,456.00	0.00	24,079.76	862.65	681.50	25,623.91
0000305672	*JOURNEYMAN BUS TECHNICIAN (DATE LAST EMPLOYED 01-Jan-2023)	56,971.20	56,971.20	0.00	45,546.99	10,476.68	225.00	56,248.67
0000342615	TRANSIT POLICE OFFICER	48,776.00	50,731.20	1,955.20	49,635.23	15,797.74	6,999.58	72,432.55
0000349914	PROTECTIVE SPEC POLICE CADET	41,600.00	41,600.00	0.00	27,585.40	1,240.35	240.00	29,065.75
0000335556	SUPV BUS TRANSPORTATION	52,187.20	62,441.60	10,254.40	54,392.29	7,354.28	7,128.00	68,874.57
0000330613	*JOURNEYMAN ET-RADIO MAINT	57,324.80	57,324.80	0.00	63,365.32	37,671.10	225.00	101,261.42
0000321207	CONTRACT SUPV OPERATIONS	0.00	0.00	0.00	36,928.75	403.00	0.00	37,331.75
0000343681	*BUS OPERATOR	44,532.80	48,380.80	3,848.00	24,791.75	5,885.56	0.00	30,677.31
0000326484	RAIL SERVICES CONTROLLER	94,681.60	94,681.60	0.00	81,925.36	2,683.02	15,023.53	99,631.91
0000341878	*RAIL OPERATOR	48,380.80	52,187.20	3,806.40	50,663.28	21,588.05	0.00	72,251.33
0000335267	SR TECH PROJECT MANAGER	127,131.42	127,131.42	0.00	127,132.82	0.00	0.00	127,132.82
0000346482	CUSTOMER SVC SOCIAL MEDIA SPEC (DATE LAST EMPLOYED 29-Apr-2023)	49,836.80	64,855.96	15,019.16	49,563.93	232.60	2,549.05	52,345.58
0000304711	TRANSIT POLICE OFFICER	66,726.40	69,409.60	2,683.20	66,078.63	46,101.31	9,632.70	121,812.64
0000348053	PROTECTIVE SPEC POLICE CADET	41,600.00	41,600.00	0.00	32,043.40	19,115.00	14,120.00	65,278.40
0000337439	*BUS OPERATOR	52,187.20	52,187.20	0.00	55,426.42	18,555.31	0.00	73,981.73
0000348392	*BUS OPERATOR	36,899.20	36,899.20	0.00	39,153.81	10,492.98	0.00	49,646.79
0000338230	TRANSIT POLICE CORPORAL	64,168.00	66,726.40	2,558.40	60,760.25	30,415.03	16,513.06	107,688.34
0000341115	CJIT-POLICE DISPATCHER	46,196.80	54,787.20	8,590.40	57,267.70	27,666.71	6,026.93	90,961.34
0000337234	*BUS OPERATOR (DATE LAST EMPLOYED 26-Oct-2022)	52,187.20	52,187.20	0.00	22,547.16	6,594.08	0.00	29,141.24
0000344521	COMMUNICATIONS COORD IOC (DATE LAST EMPLOYED 18-Nov-2022)	49,836.80	53,684.80	3,848.00	20,134.84	119.80	1,847.38	22,102.02

**METROPOLITAN ATLANTA RAPID TRANSIT AUTHORITY (MARTA)**  
**MARTOC REPORT**

AS OF : 30-JUN-  
DATE PRINTED : 16-AUG-2023

EE NUMBER	TITLE	FY 22	FY 23	DIFFERENCE +/-	REGULAR EARNINGS	OVERTIME EARNINGS	OTHER EARNINGS	TOTAL EARNINGS
		BASE SALARY	BASE SALARY					
0000304893	*JOURNEYMAN ELEC POWER ELECT	57,844.80	57,844.80	0.00	47,639.90	10,658.23	13,990.95	72,289.08
0000322980	*JOURNEYMAN BUS TECHNICIAN	56,451.20	56,451.20	0.00	63,289.73	30,237.45	225.00	93,752.18
0000319963	BUYER PLANNER III	83,153.20	83,153.20	0.00	83,153.50	0.00	8,636.02	91,789.52
0000305676	*JOURNEYMAN BUS TECHNICIAN	56,971.20	56,971.20	0.00	59,249.29	5,916.32	225.00	65,390.61
0000331045	*SERVICEPERSON I (A)	39,956.80	40,539.20	582.40	40,061.62	749.19	0.00	40,810.81
0000305498	*BUS OPERATOR	52,707.20	52,707.20	0.00	47,817.28	4,464.32	3,446.24	55,727.84
0000332250	*BUS OPERATOR	52,187.20	52,187.20	0.00	54,425.05	12,466.71	0.00	66,891.76
0000349112	*BUS OPERATOR (DATE LAST EMPLOYED 22-Jun-2023)	36,899.20	36,899.20	0.00	31,962.54	4,945.29	0.00	36,907.83
0000341799	*BUS OPERATOR	48,380.80	52,187.20	3,806.40	50,278.91	6,962.73	3,390.50	60,632.14
0000348445	QA SPECIALIST	64,500.02	64,500.02	0.00	64,500.15	0.00	0.00	64,500.15
0000329574	*BUS OPERATOR	52,187.20	52,187.20	0.00	52,835.20	17,240.32	2,207.92	72,283.44
0000349508	SVC DESK SUPPORT AGENT	44,908.50	44,908.50	0.00	29,438.14	993.23	413.95	30,845.32
0000348391	*BUS OPERATOR (DATE LAST EMPLOYED 30-Mar-2023)	36,899.20	36,899.20	0.00	29,275.35	7,627.03	0.00	36,902.38
0000304954	*SERVICEPERSON IV	43,222.40	43,222.40	0.00	45,812.57	5,828.82	0.00	51,641.39
0000348366	SUPV STATION CARE	58,968.00	58,968.00	0.00	61,668.39	10,801.41	0.00	72,469.80
0000326540	*JOURNEYMAN RAIL CAR MECHANIC	53,705.60	49,732.80	-3,972.80	53,354.64	942.48	1,045.76	55,342.88
0000323584	*BUS OPERATOR	52,187.20	52,187.20	0.00	49,107.03	12,143.07	0.00	61,250.10
0000337477	*BUS OPERATOR	48,380.80	52,187.20	3,806.40	52,341.27	19,864.99	0.00	72,206.26
0000347242	REDUCED FARE REPRESENTATIVE	37,050.00	37,050.00	0.00	37,088.42	1,495.84	0.00	38,584.26
0000305723	*JOURNEYMAN ET-RADIO MAINT	57,844.80	57,844.80	0.00	68,719.02	56,440.62	225.00	125,384.64
0000342134	SUPV CAR REPAIR INSPECTION	60,777.60	60,777.60	0.00	63,680.72	9,369.28	5,844.00	78,894.00
0000340067	*RAIL OPERATOR	52,187.20	52,187.20	0.00	50,326.10	11,337.66	802.88	62,466.64
0000339179	*BUS OPERATOR	52,187.20	52,187.20	0.00	54,119.22	22,378.69	2,207.92	78,705.83
0000330969	SUPT BUS TRANSPORTATION	62,427.04	75,628.28	13,201.24	68,011.47	0.00	2,617.92	70,629.39
0000337435	*BUS OPERATOR	52,187.20	52,187.20	0.00	47,454.31	11,851.36	2,993.99	62,299.66
0000304071	*REVENUE AGENT	52,395.20	52,395.20	0.00	55,997.01	7,009.17	201.52	63,207.70
0000303293	CONTRACT PROFESSIONAL	0.00	0.00	0.00	69,070.00	140.00	0.00	69,210.00
0000320835	CLAIMS ADJUSTER III-WKRS COMP	77,446.20	77,446.20	0.00	77,447.42	0.00	0.00	77,447.42
0000331380	*JOURNEYMAN RAIL CAR MECHANIC	57,324.80	57,324.80	0.00	58,863.04	26,747.02	225.00	85,835.06
0000346422	*SERVICEPERSON IV	40,539.20	42,702.40	2,163.20	42,735.17	7,912.93	0.00	50,648.10
0000306272	MGR OPERATING & CAPITAL BUDGET	117,621.66	117,621.66	0.00	115,812.31	0.00	6,333.48	122,145.79
0000326635	SUPV BUS TRANSPORTATION	68,931.20	68,931.20	0.00	64,046.41	25,305.93	11,368.42	100,720.76
0000311173	MAINTENANCE PLANNER-RAIL	69,118.40	69,118.40	0.00	66,460.01	24.93	8,772.72	75,257.66
0000338899	*RAIL STATION CLEANER	35,672.00	35,672.00	0.00	36,506.62	4,321.80	0.00	40,828.42
0000338985	*BUS OPERATOR	52,187.20	52,187.20	0.00	39,711.89	5,653.97	4,014.41	49,380.27

METROPOLITAN ATLANTA RAPID TRANSIT AUTHORITY (MARTA)  
MARTOC REPORT

EE NUMBER	TITLE	FY 22 BASE SALARY	FY 23 BASE SALARY	DIFFERENCE +/-	REGULAR EARNINGS	OVERTIME EARNINGS	OTHER EARNINGS	TOTAL EARNINGS
0000345677	CJIT-CALL TAKER (DATE LAST EMPLOYED 06-Jun-2023)	43,430.40	43,430.40	0.00	48,264.00	22,404.74	922.27	71,591.01
0000334537	*BUS OPERATOR	52,187.20	52,187.20	0.00	43,504.38	18,969.64	3,612.96	66,086.98
0000349255	*JOURNEYMAN BUS TECHNICIAN	49,732.80	49,732.80	0.00	26,818.58	6,419.87	0.00	33,238.45
0000323945	PROJECT MANAGER II (DATE LAST EMPLOYED 01-Aug-2022)	109,901.22	109,901.22	0.00	8,453.97	0.00	15,803.24	24,257.21
0000320322	*RAIL STATION CLEANER	35,672.00	35,672.00	0.00	37,471.30	12,618.12	0.00	50,089.42
0000329423	*JOURNEYMAN RAIL CAR MECHANIC	57,324.80	57,324.80	0.00	57,181.88	20.67	500.60	57,703.15
0000304104	*RAIL STATION CLEANER	36,192.00	36,192.00	0.00	40,979.00	16,090.65	0.00	57,069.65
0000338057	*JOURNEYMAN ELEC POWER ELECT	57,324.80	57,324.80	0.00	30,480.80	3,121.18	225.00	33,826.98
0000327681	*JOURNEYMAN ELEC POWER ELECT	57,324.80	57,324.80	0.00	61,563.92	45,856.41	225.00	107,645.33
0000319676	INSTRUCTOR AUTO TRAIN CONTROL	71,760.00	80,288.00	8,528.00	74,504.74	11,787.06	0.00	86,291.80
0000337285	*STATION AGENT	46,675.20	46,675.20	0.00	48,234.78	269.28	0.00	48,504.06
0000321219	CONTRACT EMP PT POLICE OFFICER	0.00	0.00	0.00	9,825.00	13,005.00	12,600.00	35,430.00
0000319717	DIR TECH INFRASTRUCTURE & PROD	137,676.24	164,419.06	26,742.82	146,932.16	0.00	20,076.21	167,008.37
0000319734	*JOURNEYMAN ET-RAIL CAR MAINT	57,324.80	57,324.80	0.00	58,125.81	1,736.28	225.00	60,087.09
0000333599	*RAIL OPERATOR	52,187.20	52,187.20	0.00	47,361.71	12,639.79	0.00	60,001.50
0000315129	DIR EXPANSION PROGRAM MGMT	164,659.04	164,659.04	0.00	164,659.08	0.00	0.00	164,659.08
0000342929	MGR DIVERSITY & INCLUSION	101,049.78	101,049.78	0.00	101,048.79	0.00	0.00	101,048.79
0000342258	*CUSTOMER INFORMATION OPERATOR	39,811.20	39,811.20	0.00	39,175.96	5,103.23	0.00	44,279.19
0000303094	CAPITAL PROJECTS ADMINISTRATOR (DATE LAST EMPLOYED 01-Aug-2023)	49,588.50	49,588.50	0.00	49,588.74	0.00	953.63	50,542.37
0000345850	*JOURNEYMAN ET-TRAIN CONTROL	54,308.80	55,536.00	1,227.20	57,024.60	17,864.57	225.00	75,114.17
0000304328	*BUS OPERATOR	52,707.20	52,707.20	0.00	56,409.19	13,506.59	1,419.04	71,334.82
0000335793	*BUS OPERATOR	52,187.20	52,187.20	0.00	52,649.65	17,002.52	2,810.08	72,462.25
0000333792	FIELD DATA COLLECTION SPEC	43,758.00	43,758.00	0.00	43,931.56	533.34	0.00	44,464.90
0000330971	*BUS OPERATOR	52,187.20	52,187.20	0.00	52,827.79	19,816.48	200.72	72,844.99
0000327993	TRANSIT POLICE OFFICER	64,168.00	66,726.40	2,558.40	15,111.96	63,406.48	54,353.00	132,871.44
0000343677	*SERVICEPERSON I	39,956.80	39,956.80	0.00	42,921.92	7,340.63	0.00	50,262.55
0000331812	CUSTOMER CARE FIELD REP	46,332.00	57,525.00	11,193.00	53,708.64	0.00	0.00	53,708.64
0000321817	SR INFORMATION SYSTEMS ANALYST	108,100.46	108,100.46	0.00	108,102.58	0.00	22,174.46	130,277.04
0000320332	CONTRACT PROFESSIONAL	0.00	0.00	0.00	173,145.60	0.00	0.00	173,145.60
0000345486	TRANSIT POLICE OFFICER	48,776.00	50,731.20	1,955.20	56,208.37	11,009.00	1,756.08	68,973.45
0000320973	*JOURNEYMAN RAIL CAR MECHANIC	57,324.80	57,324.80	0.00	57,664.18	4,650.78	225.00	62,539.96
0000342554	LCARE ASSISTANT	47,053.50	47,053.50	0.00	46,762.83	0.00	0.00	46,762.83
0000350021	DIR COMMUNITY OUTREACH	125,757.32	125,757.32	0.00	72,552.37	0.00	0.00	72,552.37
0000319019	GEN SUPT RAIL LINE	104,756.60	104,756.60	0.00	103,979.48	0.00	10,041.76	114,021.24

METROPOLITAN ATLANTA RAPID TRANSIT AUTHORITY (MARTA)  
MARTOC REPORT

EE NUMBER	TITLE	FY 22	FY 23	DIFFERENCE	REGULAR	OVERTIME	OTHER	TOTAL
		BASE SALARY	BASE SALARY	+/-	EARNINGS	EARNINGS	EARNINGS	EARNINGS
0000346157	*BUS OPERATOR (DATE LAST EMPLOYED 24-Apr-2023)	40,705.60	40,705.60	0.00	31,957.18	6,503.95	704.52	39,165.65
0000340311	*JOURNEYMAN ELEC POWER ELECT	57,324.80	57,324.80	0.00	72,808.03	51,551.01	225.00	124,584.04
0000315107	DEPARTMENT ADMINISTRATOR	74,648.60	74,648.60	0.00	68,905.60	0.00	6,584.39	75,489.99
0000305950	MGR CASH	120,046.42	120,046.42	0.00	120,045.62	0.00	5,232.81	125,278.43
0000350032	CJIT-CALL TAKER	48,006.40	48,006.40	0.00	29,957.44	3,773.58	0.00	33,731.02
0000302281	*JOURNEYMAN TRACK WALKER	57,844.80	57,844.80	0.00	63,686.27	21,399.89	0.00	85,086.16
0000306364	TRAIN CONTROL ENGINEER	83,018.52	83,018.52	0.00	83,018.55	0.00	9,366.20	92,384.75
0000331125	SUPV RAIL LINE	69,076.80	69,076.80	0.00	69,406.04	12,855.21	6,974.10	89,235.35
0000337660	*BUS OPERATOR	52,187.20	52,187.20	0.00	54,757.78	13,946.91	1,806.48	70,511.17
0000340308	RESIDENT ENGINEER	101,871.64	101,871.64	0.00	101,411.07	0.00	0.00	101,411.07
0000331413	*BUS OPERATOR	52,187.20	52,187.20	0.00	56,334.64	18,454.10	0.00	74,788.74
0000335855	*RAIL STATION CLEANER	35,672.00	35,672.00	0.00	36,785.30	17,810.20	0.00	54,595.50
0000306276	*JOURNEYMAN TRACK WALKER	57,844.80	57,844.80	0.00	63,674.06	16,341.92	0.00	80,015.98
0000339597	*STATION AGENT	46,675.20	46,675.20	0.00	48,832.56	39,054.02	0.00	87,886.58
0000342430	OFFICE ADMINISTRATOR I	57,647.20	57,647.20	0.00	57,644.93	0.00	0.00	57,644.93
0000332360	*BUS OPERATOR	52,187.20	52,187.20	0.00	60,921.86	54,597.97	0.00	115,519.83
0000335300	*BUS OPERATOR	52,187.20	52,187.20	0.00	53,243.86	4,185.51	1,204.32	58,633.69
0000347964	*BUS OPERATOR	36,899.20	36,899.20	0.00	38,102.09	5,773.41	0.00	43,875.50
0000350746	FIELD INSPECTOR I	59,397.00	59,397.00	0.00	20,606.19	3,853.19	0.00	24,459.38
0000331527	LD BREEZE MEDIA DIST AGENT	57,835.70	57,835.70	0.00	57,834.45	0.00	2,965.95	60,800.40
0000330504	*JOURNEYMAN RAIL CAR MECHANIC	57,324.80	57,324.80	0.00	60,392.62	3,730.94	225.00	64,348.56
0000322569	*SERVICEPERSON IV	42,702.40	42,702.40	0.00	43,649.54	6,628.70	0.00	50,278.24
0000306308	GEN SUPT RAIL CAR MAINTENANCE	106,074.02	106,074.02	0.00	106,076.87	0.00	12,636.97	118,713.84
0000317612	CJIT GCIC NCIC OPERATOR	47,340.80	59,945.60	12,604.80	51,596.11	5,031.01	7,268.70	63,895.82
0000347429	CUSTOMER CARE REP	41,652.00	47,989.50	6,337.50	45,578.84	0.00	0.00	45,578.84
0000304396	*SERVICEPERSON II	40,476.80	40,476.80	0.00	40,920.88	1,029.03	0.00	41,949.91
0000332114	RAIL SERVICES CONTROLLER	62,587.20	73,382.40	10,795.20	73,957.48	8,839.30	8,996.40	91,793.18
0000315528	CREDIT COLLEC CLEARHSE ANALYST	65,622.96	65,622.96	0.00	65,622.96	0.00	7,571.88	73,194.84
0000338614	*JOURNEYMAN BUS TECHNICIAN	56,451.20	56,451.20	0.00	45,888.54	4,162.62	225.00	50,276.16
0000350000	*BUS OPERATOR (DATE LAST EMPLOYED 30-Jul-2023)	36,899.20	36,899.20	0.00	22,220.90	1,665.57	0.00	23,886.47
0000340013	PROJECT MANAGER II	121,724.98	121,724.98	0.00	121,723.28	0.00	0.00	121,723.28
0000341610	AGM EXTERNAL AFFAIRS	162,225.44	190,000.20	27,774.76	174,189.53	0.00	0.00	174,189.53
0000340728	INSTRUCTOR LIGHT RAIL OPS	61,921.60	68,702.40	6,780.80	64,677.08	9,551.63	4,295.60	78,524.31
0000348597	ANALYSIS & PROCEDURES OFFICER	65,000.00	76,294.14	11,294.14	65,618.79	0.00	0.00	65,618.79
0000349523	*JOURNEYMAN BUS TECHNICIAN	52,811.20	52,811.20	0.00	35,229.30	11,367.47	0.00	46,596.77

**METROPOLITAN ATLANTA RAPID TRANSIT AUTHORITY (MARTA)**  
**MARTOC REPORT**

EE NUMBER	TITLE	FY 22 BASE SALARY	FY 23 BASE SALARY	DIFFERENCE +/-	REGULAR EARNINGS	OVERTIME EARNINGS	OTHER EARNINGS	TOTAL EARNINGS
0000329335	*JOURNEYMAN RAIL CAR MECHANIC	57,324.80	57,324.80	0.00	57,099.20	0.00	225.00	57,324.20
0000338758	INSTRUCTOR CENTRAL CONTROL	81,473.60	90,396.80	8,923.20	85,832.46	38,902.25	6,262.72	130,997.43
0000330931	*BUS OPERATOR (DATE LAST EMPLOYED 02-Jun-2023)	36,899.20	36,899.20	0.00	35,196.20	15,449.34	0.00	50,645.54
0000317000	FOREMAN BUILDINGS SUPP EQUIP	69,118.40	69,118.40	0.00	71,819.09	16,705.63	0.00	88,524.72
0000345977	*REPROGRAPHICS SPEC III	45,656.00	47,486.40	1,830.40	46,207.90	203.52	0.00	46,411.42
0000330745	SUPT CONTROL CENTER	106,977.78	106,977.78	0.00	106,977.87	0.00	14,263.72	121,241.59
0000332063	*BUS OPERATOR	52,187.20	52,187.20	0.00	50,321.21	9,200.36	1,637.88	61,159.45
0000349169	*BUS OPERATOR	36,899.20	36,899.20	0.00	32,450.66	8,872.91	0.00	41,323.57
0000347971	PROJECT MANAGER II	110,000.02	110,000.02	0.00	110,000.31	0.00	6,417.82	116,418.13
0000350755	EMERGENCY PREP UNIT COORD	75,000.12	75,000.12	0.00	25,961.58	0.00	0.00	25,961.58
0000314859	*BUS OPERATOR	52,187.20	52,707.20	520.00	53,659.37	12,527.66	0.00	66,187.03
0000329892	GIS ANALYST III	89,603.02	89,603.02	0.00	87,880.76	0.00	4,351.52	92,232.28
0000324791	TRANSIT POLICE OFFICER SPECIAL	66,726.40	72,196.80	5,470.40	51,132.27	19,303.27	19,616.73	90,052.27
0000333040	DIR TECH APPLICATIONS	177,676.98	177,676.98	0.00	176,995.86	0.00	11,617.35	188,613.21
0000350237	*BUS OPERATOR	36,899.20	36,899.20	0.00	18,056.59	4,702.82	0.00	22,759.41
0000334985	SUPV RAIL LINE	64,480.00	64,480.00	0.00	68,890.65	22,188.72	3,059.90	94,139.27
0000320851	*RAIL STATION CLEANER	35,672.00	35,672.00	0.00	41,773.05	12,174.36	0.00	53,947.41
0000347213	*JOURNEYMAN BUS TECHNICIAN	49,732.80	52,811.20	3,078.40	52,119.91	1,881.90	225.00	54,226.81
0000332723	*JOURNEYMAN ET-TRAIN CONTROL	57,324.80	57,324.80	0.00	49,981.83	21,600.16	225.00	71,806.99
0000333585	*JOURNEYMAN PAINTER	57,324.80	57,324.80	0.00	60,340.03	24,576.65	225.00	85,141.68
0000338075	*BUS OPERATOR (DATE LAST EMPLOYED 01-Jun-2023)	52,187.20	52,187.20	0.00	47,915.69	9,101.00	2,609.36	59,626.05
0000343037	TECH COMM & CHG MGMT ANALYST	83,018.52	83,018.52	0.00	83,018.60	0.00	4,151.81	87,170.41
0000321061	RAIL SERVICES CONTROLLER	92,227.20	92,227.20	0.00	93,336.86	12,968.29	2,128.32	108,433.47
0000346260	FARE COLLECTION ASST	35,958.00	39,994.50	4,036.50	37,550.30	68.35	671.25	38,289.90
0000337789	SR COST ESTIMATOR	99,280.22	99,280.22	0.00	99,278.67	0.00	3,818.47	103,097.14
0000342745	*BUS OPERATOR	48,380.80	52,187.20	3,806.40	42,736.77	12,400.02	2,640.01	57,776.80
0000342679	*JOURNEYMAN TRACK MAINTAINER	57,324.80	57,324.80	0.00	49,501.74	10,758.75	4,005.30	64,265.79
0000316118	*JOURNEYMAN STRUCTURAL INSPECT	57,324.80	57,324.80	0.00	60,401.72	13,879.92	0.00	74,281.64
0000345661	*JOURNEYMAN ET-TRAIN CONTROL	54,308.80	57,324.80	3,016.00	57,943.28	19,190.05	225.00	77,358.33
0000344632	MOBILITY OPERATIONS FIELD INS	70,636.80	70,636.80	0.00	71,517.19	2,201.52	3,939.36	77,658.07
0000302082	*JOURNEYMAN RAIL CAR MECHANIC	57,844.80	57,844.80	0.00	62,344.40	9,563.17	225.00	72,132.57
0000348668	*STATION AGENT	39,104.00	39,104.00	0.00	27,222.00	3,426.30	0.00	30,648.30
0000317674	PROTECTIVE SPEC POLICE CADET	44,137.60	44,137.60	0.00	49,182.54	3,302.54	0.00	52,485.08
0000303250	ENTERPRISE TELE ENGINEER	97,115.72	97,115.72	0.00	97,113.78	0.00	5,229.31	102,343.09

METROPOLITAN ATLANTA RAPID TRANSIT AUTHORITY (MARTA)  
MARTOC REPORT

EE NUMBER	TITLE	FY 22	FY 23	DIFFERENCE +/-	REGULAR EARNINGS	OVERTIME EARNINGS	OTHER EARNINGS	TOTAL EARNINGS
		BASE SALARY	BASE SALARY					
0000334984	SR INFORMATION SYSTEMS ANALYST	107,061.24	107,061.24	0.00	107,061.60	0.00	10,980.64	118,042.24
0000344704	*JOURNEYMAN ELEC POWER ELECT	55,536.00	57,324.80	1,788.80	67,686.07	45,974.74	225.00	113,885.81
0000344839	AGM CHF POLICE & EMERG MGMT	217,239.36	217,239.36	0.00	217,597.59	0.00	24,745.24	242,342.83
0000322672	*JOURNEYMAN ET-RAIL CAR MAINT	57,324.80	57,324.80	0.00	61,343.44	22,974.71	225.00	84,543.15
0000350145	*JOURNEYMAN ET-HVAC	49,732.80	49,732.80	0.00	22,389.79	71.74	0.00	22,461.53
0000302172	*JOURNEYMAN ET-RAIL CAR MAINT	57,844.80	57,844.80	0.00	59,660.74	917.75	225.00	60,803.49
0000348855	PROTECTIVE SPEC POLICE CADET	41,600.00	41,600.00	0.00	20,330.00	19,535.00	16,640.00	56,505.00
0000303679	COST ANALYST	82,461.86	89,735.10	7,273.24	83,693.91	0.00	5,736.89	89,430.80
0000327794	*BUS OPERATOR (DATE LAST EMPLOYED 16-Aug-2023)	52,187.20	52,187.20	0.00	61,756.44	3,494.84	802.88	66,054.16
0000343399	*BUS OPERATOR	44,532.80	48,380.80	3,848.00	35,309.56	12,439.51	0.00	47,749.07
0000327036	*JOURNEYMAN ET-TRAIN CONTROL	57,324.80	57,324.80	0.00	62,197.80	19,285.13	225.00	81,707.93
0000322431	*JOURNEYMAN ET-TRAIN CONTROL	57,324.80	57,324.80	0.00	61,095.40	24,473.32	225.00	85,793.72
0000303170	*JOURNEYMAN AA BUS TECHNICIAN	57,844.80	57,844.80	0.00	61,579.65	36,406.87	225.00	98,211.52
0000335355	*JOURNEYMAN ET-RAIL CAR MAINT	57,324.80	57,324.80	0.00	59,310.89	26,364.61	225.00	85,900.50
0000338983	*BUS OPERATOR	52,187.20	52,187.20	0.00	54,308.60	17,003.24	1,003.60	72,315.44
0000348448	*JOURNEYMAN ET-TRAIN CONTROL	49,732.80	53,872.00	4,139.20	51,407.38	1,001.26	225.00	52,633.64
0000349199	SR TECH PROJECT MANAGER	110,547.84	110,547.84	0.00	85,036.88	0.00	0.00	85,036.88
0000343274	*BUS OPERATOR	44,532.80	48,380.80	3,848.00	42,877.23	13,389.01	2,932.88	59,199.12
0000304643	CJIT-POLICE DISPATCHER	41,600.00	60,548.80	18,948.80	63,507.43	23,079.43	1,826.66	88,413.52
0000302707	MGR RECRUITING	103,328.94	103,328.94	0.00	103,327.81	0.00	7,418.50	110,746.31
0000329931	*SERVICEPERSON V	50,502.40	51,001.60	499.20	38,832.00	4,390.05	2,136.64	45,358.69
0000329153	*BUS OPERATOR	52,187.20	52,187.20	0.00	40,113.58	2,267.54	4,767.10	47,148.22
0000336908	*BUS OPERATOR	52,187.20	52,187.20	0.00	56,719.49	13,442.96	0.00	70,162.45
0000322215	IT BUSINESS ANALYST II	75,352.94	75,352.94	0.00	45,366.93	0.00	0.00	45,366.93
0000348303	*SERVICEPERSON I	36,212.80	38,272.00	2,059.20	37,012.63	2,126.42	0.00	39,139.05
0000315667	*JOURNEYMAN ET-RAIL CAR MAINT	57,324.80	57,324.80	0.00	56,995.85	0.00	555.72	57,551.57
0000324227	MGR CONTINUOUS IMPROVEMENT	120,776.50	120,776.50	0.00	120,779.69	0.00	11,149.86	131,929.55
0000347755	*BUS OPERATOR (DATE LAST EMPLOYED 28-Feb-2023)	36,899.20	36,899.20	0.00	18,222.76	4,406.41	0.00	22,629.17
0000349884	*BUS OPERATOR	36,899.20	36,899.20	0.00	23,406.27	4,497.94	0.00	27,904.21
0000335142	TRANSIT POLICE SERGEANT (DATE LAST EMPLOYED 12-Mar-2023)	79,539.20	79,539.20	0.00	63,271.80	13,245.28	11,782.56	88,299.64
0000337933	*BUS OPERATOR (DATE LAST EMPLOYED 18-Jul-2023)	52,187.20	52,187.20	0.00	39,484.32	7,699.08	4,583.20	51,766.60
0000343264	*BUS OPERATOR	36,899.20	40,705.60	3,806.40	40,540.46	11,045.87	469.68	52,056.01
0000348388	FIELD INSPECTOR I	54,892.50	54,892.50	0.00	55,525.93	13,343.15	0.00	68,869.08
0000343360	MAINTENANCE PLANNER-RAIL	57,324.80	62,587.20	5,262.40	62,896.00	2,113.62	225.00	65,234.62



METROPOLITAN ATLANTA RAPID TRANSIT AUTHORITY (MARTA)  
MARTOC REPORT

EE NUMBER	TITLE	FY 22 BASE SALARY	FY 23 BASE SALARY	DIFFERENCE +/-	REGULAR EARNINGS	OVERTIME EARNINGS	OTHER EARNINGS	TOTAL EARNINGS
0000334356	*BUS OPERATOR	52,187.20	52,187.20	0.00	40,902.82	2,535.90	2,569.24	46,007.96
0000339547	*BUS OPERATOR	52,187.20	52,187.20	0.00	55,658.69	18,397.99	0.00	74,056.68
0000330171	*JOURNEYMAN RAIL CAR MECHANIC	57,324.80	57,324.80	0.00	52,717.16	2,728.44	5,240.92	60,686.52
0000347857	*BUS OPERATOR	36,899.20	40,705.60	3,806.40	37,398.80	11,474.34	0.00	48,873.14
0000346047	*BUS OPERATOR	40,705.60	44,532.80	3,827.20	43,134.66	17,982.55	156.56	61,273.77
0000349275	*BUS OPERATOR	36,899.20	36,899.20	0.00	30,168.36	6,038.68	0.00	36,207.04
0000344567	*RAIL STATION CLEANER	35,672.00	35,672.00	0.00	29,946.76	10,196.66	1,525.84	41,669.26
0000316386	*REVENUE AGENT	49,899.20	51,875.20	1,976.00	53,975.05	6,958.58	195.68	61,129.31
0000350161	MGR IT STRATEGY & RELATIONS	110,448.78	110,448.78	0.00	55,224.43	0.00	0.00	55,224.43
0000304885	*JOURNEYMAN ET-TRAIN CONTROL	57,844.80	57,844.80	0.00	59,435.20	3,201.66	225.00	62,861.86
0000341621	*JOURNEYMAN BUS TECHNICIAN	54,600.00	56,451.20	1,851.20	57,386.21	449.99	225.00	58,061.20
0000328122	DIR SGR PROGRAM MGMT	163,090.72	163,090.72	0.00	163,093.91	0.00	0.00	163,093.91
0000316714	*BUS OPERATOR	52,187.20	52,187.20	0.00	49,136.96	22,819.31	0.00	71,956.27
0000305684	*JOURNEYMAN ET-RADIO MAINT (DATE LAST EMPLOYED 01-Jan-2023)	57,844.80	57,844.80	0.00	16,796.08	0.00	20,915.65	37,711.73
0000342724	TRANSIT POLICE OFFICER	54,870.40	57,054.40	2,184.00	32,316.88	32,572.81	25,829.62	90,719.31
0000306228	MGR ACCOUNTING	119,962.18	145,154.88	25,192.70	134,874.84	0.00	28,867.50	163,742.34
0000332079	*RAIL OPERATOR	52,187.20	52,187.20	0.00	57,330.03	2,289.07	0.00	59,619.10
0000345776	*JOURNEYMAN TRACK MAINTAINER	54,308.80	55,536.00	1,227.20	57,122.14	17,808.00	0.00	74,930.14
0000302780	MGR SAFETY	124,038.98	124,038.98	0.00	117,684.30	0.00	14,948.33	132,632.63
0000302758	CONTRACT EMP PT POLICE OFFICER	0.00	0.00	0.00	43,929.00	301.28	0.00	44,230.28
0000346501	TRANSIT POLICE OFFICER SPECIAL	57,054.40	59,363.20	2,308.80	66,457.49	15,688.32	570.80	82,716.61
0000321710	DIVERSITY OUTREACH PROGRAM MGR	83,047.90	89,973.00	6,925.10	89,706.71	0.00	4,153.53	93,860.24
0000329223	*BUS OPERATOR	52,187.20	52,187.20	0.00	53,700.34	4,455.35	0.00	58,155.69
0000348320	*BUS OPERATOR	36,899.20	36,899.20	0.00	40,293.89	8,759.34	0.00	49,053.23
0000347819	BUILDING MAINT SPEC III	68,543.28	68,543.28	0.00	66,696.64	0.00	790.89	67,487.53
0000306609	*MATERIAL CONTROLLER	55,348.80	53,705.60	-1,643.20	54,636.77	1,239.76	0.00	55,876.53
0000349828	*JOURNEYMAN BUS TECHNICIAN	49,732.80	49,732.80	0.00	31,565.08	7,648.26	0.00	39,213.34
0000304167	SUPT CONTROL CENTER	100,255.22	100,255.22	0.00	100,252.53	0.00	15,398.19	115,650.72
0000345695	SR TRAIN CTRL CYBER SEC ANLYST	115,500.06	115,500.06	0.00	115,500.02	0.00	3,911.62	119,411.64
0000336309	SYSTEM SAFETY ENGINEER III	104,860.60	104,860.60	0.00	104,859.12	0.00	0.00	104,859.12
0000349021	*BUS OPERATOR	36,899.20	36,899.20	0.00	33,336.35	7,052.80	0.00	40,389.15
0000330610	*JOURNEYMAN ET-RADIO MAINT	57,324.80	57,324.80	0.00	61,690.95	46,372.41	225.00	108,288.36
0000304658	*MATERIAL CONTROLLER	53,705.60	53,705.60	0.00	53,804.00	0.00	0.00	53,804.00
0000338897	*BUS OPERATOR	52,187.20	52,187.20	0.00	52,769.13	12,770.43	0.00	65,539.56
0000330624	*JOURNEYMAN ET-HVAC	57,324.80	57,324.80	0.00	57,622.84	537.42	225.00	58,385.26

**METROPOLITAN ATLANTA RAPID TRANSIT AUTHORITY (MARTA)**  
**MARTOC REPORT**

EE NUMBER	TITLE	FY 22 BASE SALARY	FY 23 BASE SALARY	DIFFERENCE +/-	REGULAR EARNINGS	OVERTIME EARNINGS	OTHER EARNINGS	TOTAL EARNINGS
0000320604	SUPV BUS MAINTENANCE	68,452.80	68,452.80	0.00	71,992.83	16,765.44	2,632.80	91,391.07
0000348591	TRANSIT POLICE OFFICER	46,904.00	52,728.00	5,824.00	54,176.35	10,669.23	4,410.90	69,256.48
0000329559	PROJECT MANAGER I	105,152.58	105,152.58	0.00	105,151.27	0.00	7,549.42	112,700.69
0000329582	*BUS OPERATOR	52,187.20	52,187.20	0.00	53,170.20	11,590.56	3,843.29	68,604.05
0000305119	GEN SUPT BUS TRANS OPERATIONS	92,666.08	92,666.08	0.00	92,667.15	0.00	14,612.77	107,279.92
0000350682	PROTECTIVE SPEC POLICE CADET	41,600.00	41,600.00	0.00	9,733.40	5,700.00	5,280.00	20,713.40
0000347566	*JOURNEYMAN BUS TECHNICIAN	49,732.80	52,811.20	3,078.40	52,708.27	3,505.09	225.00	56,438.36
0000305549	DISPATCHER RADIO COMMUNICATION	66,268.80	66,268.80	0.00	67,671.19	9,162.42	4,141.80	80,975.41
0000330921	*BUS OPERATOR	52,187.20	52,187.20	0.00	48,964.50	4,342.44	602.16	53,909.10
0000341886	*BUS OPERATOR	48,380.80	52,187.20	3,806.40	50,592.11	9,651.92	2,105.44	62,349.47
0000341496	TRANSIT POLICE CORPORAL	57,054.40	61,713.60	4,659.20	41,402.18	28,457.49	22,208.98	92,068.65
0000322984	ENGINEERING CAD SPECIALIST III	79,490.58	79,490.58	0.00	79,488.54	0.00	0.00	79,488.54
0000345027	INSTRUCTOR BUS TECHNICAL	65,540.80	72,404.80	6,864.00	67,980.80	14,743.34	0.00	82,724.14
0000347298	SR ASSOCIATE COUNSEL	120,640.26	120,640.26	0.00	120,138.79	0.00	0.00	120,138.79
0000349938	DIR HUMAN RESOURCES	142,000.04	142,000.04	0.00	86,923.19	0.00	0.00	86,923.19
0000316528	SUPV STATION CARE	64,480.00	64,480.00	0.00	64,928.44	11,145.56	4,960.00	81,034.00
0000334693	RESIDENT ENGINEER	106,478.32	106,478.32	0.00	93,617.51	0.00	9,555.77	103,173.28
0000318737	DEPARTMENT ADMINISTRATOR	50,076.00	65,000.00	14,924.00	56,437.81	546.11	3,664.04	60,647.96
0000349772	*BUS OPERATOR	36,899.20	36,899.20	0.00	26,254.63	5,308.23	0.00	31,562.86
0000338545	*BUS OPERATOR	52,187.20	52,187.20	0.00	31,281.99	5,761.99	200.72	37,244.70
0000340061	SR COST ANALYST (DATE LAST EMPLOYED 23-Sep-2022)	95,054.96	95,054.96	0.00	25,593.69	0.00	22,864.87	48,458.56
0000302585	CONTRACT PROFESSIONAL DISPATCH	0.00	0.00	0.00	68,818.90	11,761.60	0.00	80,580.50
0000349793	CJIT-POLICE DISPATCHER	52,062.40	52,062.40	0.00	39,487.35	5,531.63	0.00	45,018.98
0000348596	*BUS OPERATOR (DATE LAST EMPLOYED 25-May-2023)	36,899.20	36,899.20	0.00	35,899.21	5,251.02	0.00	41,150.23
0000344565	*BUS OPERATOR	44,532.80	48,380.80	3,848.00	45,369.75	12,294.70	2,717.20	60,381.65
0000315343	SUPV CAR REPAIR INSPECTION	68,411.20	68,411.20	0.00	70,697.44	21,306.75	8,175.14	100,179.33
0000321807	FARE COLLECTION COORDINATOR OP (DATE LAST EMPLOYED 08-Oct-2022)	61,093.50	61,093.50	0.00	19,033.01	0.00	1,782.68	20,815.69
0000350002	*BUS OPERATOR	36,899.20	36,899.20	0.00	23,016.55	6,296.78	0.00	29,313.33
0000346362	*JOURNEYMAN ET-RADIO MAINT	53,872.00	53,872.00	0.00	55,044.52	9,799.96	225.00	65,069.48
0000317740	REVENUE OPERATIONS ANALYST II	62,498.02	62,498.02	0.00	62,496.96	0.00	4,839.63	67,336.59
0000339045	*BUS OPERATOR	52,187.20	52,187.20	0.00	54,883.93	7,256.53	0.00	62,140.46
0000323249	*BUS OPERATOR	52,187.20	52,187.20	0.00	54,895.58	13,613.43	0.00	68,509.01
0000320555	TRANSIT POLICE OFFICER SPECIAL	66,726.40	72,196.80	5,470.40	57,566.19	37,364.85	20,060.40	114,991.44
0000327107	*BUS OPERATOR	52,187.20	52,187.20	0.00	55,586.93	14,738.35	0.00	70,325.28

METROPOLITAN ATLANTA RAPID TRANSIT AUTHORITY (MARTA)  
MARTOC REPORT

EE NUMBER	TITLE	FY 22	FY 23	DIFFERENCE	REGULAR	OVERTIME	OTHER	TOTAL
		BASE SALARY	BASE SALARY	+/-	EARNINGS	EARNINGS	EARNINGS	EARNINGS
0000323162	*BUS OPERATOR	52,187.20	52,187.20	0.00	54,434.56	15,335.65	0.00	69,770.21
0000339353	TRANSIT POLICE SERGEANT	65,395.20	67,995.20	2,600.00	68,369.10	23,902.18	15,220.14	107,491.42
0000323530	*BUS OPERATOR	52,187.20	52,187.20	0.00	54,678.80	16,395.05	0.00	71,073.85
0000345237	PROTECTIVE SPEC POLICE CADET	44,137.60	44,137.60	0.00	51,387.05	14,721.77	5,595.70	71,704.52
0000345796	*BUS OPERATOR	40,705.60	44,532.80	3,827.20	43,362.94	19,506.95	342.56	63,212.45
0000337470	FIELD INSPECTOR III	68,211.00	68,211.00	0.00	70,361.52	14,762.31	3,498.00	88,621.83
0000337168	*SR TRAFFIC CHECKER	40,726.40	40,726.40	0.00	41,846.77	425.87	0.00	42,272.64
0000343472	*BUS OPERATOR	44,532.80	48,380.80	3,848.00	46,433.42	13,496.60	4,256.71	64,186.73
0000319278	*JOURNEYMAN RAIL CAR MECHANIC	57,324.80	57,324.80	0.00	59,752.80	413.40	225.00	60,391.20
0000348896	CRIMINAL JUSTICE INFO TECH REC	37,668.80	37,668.80	0.00	31,384.29	2,790.75	1,385.42	35,560.46
0000342865	*BUS OPERATOR	44,532.80	48,380.80	3,848.00	45,766.45	11,303.10	2,977.30	60,046.85
0000316217	*JOURNEYMAN ET-RADIO MAINT	57,324.80	57,324.80	0.00	63,488.76	63,302.00	225.00	127,015.76
0000315347	*JOURNEYMAN TRACK WALKER	57,324.80	57,324.80	0.00	59,723.62	7,885.62	0.00	67,609.24
0000302836	*STATION AGENT	47,195.20	47,195.20	0.00	37,804.16	102.11	3,402.37	41,308.64
0000347342	DEPARTMENT ADMINISTRATOR	70,720.26	70,720.26	0.00	70,722.32	0.00	0.00	70,722.32
0000339602	*BUS OPERATOR	52,187.20	52,187.20	0.00	19,067.95	341.73	1,003.60	20,413.28
0000338428	FIELD INSPECTOR III	66,690.00	66,690.00	0.00	69,131.80	11,939.30	4,788.00	85,859.10
0000334898	*RAIL OPERATOR	52,187.20	52,187.20	0.00	53,879.69	14,588.94	2,283.47	70,752.10
0000316151	BUS RADIO MAINTENANCE SPEC	79,060.80	79,060.80	0.00	80,417.93	4,781.52	0.00	85,199.45
0000347456	PROJECT MANAGER I	92,499.68	92,499.68	0.00	92,503.10	0.00	0.00	92,503.10
0000306641	*BUS OPERATOR	52,707.20	52,707.20	0.00	54,467.85	9,308.77	0.00	63,776.62
0000335048	CJIT-POLICE DISPATCHER	49,982.40	60,548.80	10,566.40	61,782.46	27,740.97	3,182.76	92,706.19
0000339500	*RAIL STATION CLEANER	35,672.00	35,672.00	0.00	36,845.33	8,463.53	137.20	45,446.06
0000323903	*SERVICEPERSON I	39,956.80	39,956.80	0.00	41,020.16	1,073.39	0.00	42,093.55
0000332672	*RAIL STATION CLEANER	35,672.00	35,672.00	0.00	37,535.31	13,994.42	1,646.40	53,176.13
0000348852	*JOURNEYMAN BUS TECHNICIAN	52,811.20	52,811.20	0.00	44,763.06	6,213.67	0.00	50,976.73
0000343632	*JOURNEYMAN BUS TECHNICIAN	54,308.80	54,600.00	291.20	42,744.67	541.43	3,856.07	47,142.17
0000305202	DIVISION DISPATCHER	68,182.40	68,182.40	0.00	68,215.18	4,366.31	1,311.20	73,892.69
0000337936	*RAIL STATION CLEANER	35,672.00	35,672.00	0.00	37,999.45	40,426.86	686.00	79,112.31
0000303748	*JOURNEYMAN BUS TECHNICIAN	56,971.20	56,971.20	0.00	61,431.95	37,490.17	225.00	99,147.12
0000333520	*STATION AGENT	46,675.20	46,675.20	0.00	48,936.21	14,902.97	1,615.68	65,454.86
0000321025	*BUS OPERATOR	52,187.20	52,187.20	0.00	48,719.17	7,399.88	3,211.52	59,330.57
0000306647	*JOURNEYMAN AUTOMOTIVE TECH	57,844.80	57,844.80	0.00	58,367.58	12,827.42	447.48	71,642.48
0000347757	*BUS OPERATOR	36,899.20	40,705.60	3,806.40	34,039.62	7,574.10	0.00	41,613.72
0000344343	*BUS OPERATOR	44,532.80	48,380.80	3,848.00	30,913.43	2,670.95	3,907.20	37,491.58

**METROPOLITAN ATLANTA RAPID TRANSIT AUTHORITY (MARTA)**  
**MARTOC REPORT**

EE NUMBER	TITLE	FY 22 BASE SALARY	FY 23 BASE SALARY	DIFFERENCE +/-	REGULAR EARNINGS	OVERTIME EARNINGS	OTHER EARNINGS	TOTAL EARNINGS
0000331804	*RAIL STATION CLEANER	35,672.00	35,672.00	0.00	31,794.67	7,100.11	2,118.04	41,012.82
0000346278	PROGRAM MGR	102,742.90	102,742.90	0.00	102,744.00	0.00	0.00	102,744.00
0000339934	MGR MATERIALS	109,366.14	109,366.14	0.00	103,479.76	0.00	10,375.78	113,855.54
0000326193	*JOURNEYMAN AA BUS TECHNICIAN	56,451.20	57,324.80	873.60	60,428.05	3,226.31	225.00	63,879.36
0000346207	*RAIL OPERATOR	40,705.60	44,532.80	3,827.20	36,239.16	20,204.86	782.80	57,226.82
0000323910	MGR CIVIL & STRUC ENGINEERING	126,519.64	126,519.64	0.00	126,521.30	0.00	0.00	126,521.30
0000336048	CJIT-POLICE DISPATCHER	49,004.80	60,548.80	11,544.00	61,233.46	22,800.41	5,301.85	89,335.72
0000324395	*JOURNEYMAN ET-TRAIN CONTROL	54,308.80	54,308.80	0.00	53,420.60	18,508.71	225.00	72,154.31
0000318281	*BUS OPERATOR	52,187.20	52,187.20	0.00	54,705.30	17,249.35	1,806.48	73,761.13
0000315630	COST ANALYST (DATE LAST EMPLOYED 01-Jul-2023)	77,146.94	83,951.40	6,804.46	49,511.72	0.00	18,075.78	67,587.50
0000345851	CUSTOMER CARE REP	42,373.50	47,989.50	5,616.00	45,064.53	0.00	0.00	45,064.53
0000347763	*BUS OPERATOR	36,899.20	36,899.20	0.00	39,784.50	12,499.13	0.00	52,283.63
0000338586	MGR CONSTRUCTION PROJECTS	111,986.68	111,986.68	0.00	102,079.41	0.00	14,213.75	116,293.16
0000347993	*RAIL STATION CLEANER	30,180.80	32,032.00	1,851.20	32,120.64	4,352.99	116.08	36,589.71
0000322028	ASSET MGMT PROGRAM ANALYST	96,181.80	83,934.76	-12,247.04	88,171.67	0.00	8,265.23	96,436.90
0000302937	*JOURNEYMAN RAIL CAR MECHANIC	57,844.80	57,844.80	0.00	61,033.90	417.15	225.00	61,676.05
0000335567	*RAIL OPERATOR	52,187.20	52,187.20	0.00	29,392.90	8,624.85	401.44	38,419.19
0000319669	TRANSIT POLICE CAPTAIN	96,865.60	102,677.64	5,812.04	109,769.75	7,150.53	436.52	117,356.80
0000349019	*JOURNEYMAN BUS TECHNICIAN	52,811.20	52,811.20	0.00	43,878.38	12,068.64	0.00	55,947.02
0000322050	CONFIG MGMT SPECIALIST III	72,519.20	72,519.20	0.00	71,682.59	0.00	0.00	71,682.59
0000333876	*BUS OPERATOR	52,187.20	52,187.20	0.00	52,624.58	6,716.86	1,405.05	60,746.49
0000339925	SUPV BUS & RAIL STORES (DATE LAST EMPLOYED 01-Apr-2023)	68,452.80	68,452.80	0.00	50,960.04	1,432.68	7,240.20	59,632.92
0000314959	MGR PURCHASING (DATE LAST EMPLOYED 01-Jun-2023)	107,973.06	107,973.06	0.00	99,666.93	0.00	4,152.82	103,819.75
0000315027	*BUS OPERATOR	52,187.20	52,187.20	0.00	52,603.76	14,004.10	2,449.29	69,057.15
0000304358	*JOURNEYMAN SUPPORT EQUIPMENT	57,844.80	57,844.80	0.00	29,556.61	3,180.80	2,449.80	35,187.21
0000304144	RIDESTORE ASSISTANT	36,855.00	36,855.00	0.00	37,627.59	6,263.00	850.50	44,741.09
0000329792	*BUS OPERATOR	52,187.20	52,187.20	0.00	46,237.94	7,875.96	7,029.50	61,143.40
0000305958	*STATION AGENT	47,195.20	47,195.20	0.00	51,257.43	3,990.65	0.00	55,248.08
0000337283	DEPUTY CHF SAFETY & QA	205,831.86	205,831.86	0.00	213,334.00	0.00	0.00	213,334.00
0000321693	*BUS OPERATOR	52,187.20	52,187.20	0.00	37,400.64	14,105.31	401.44	51,907.39
0000348844	*RAIL STATION CLEANER	32,032.00	32,032.00	0.00	27,713.12	6,422.13	0.00	34,135.25
0000324188	FOREMAN POWER	65,000.00	65,000.00	0.00	65,469.80	16,967.70	3,500.00	85,937.50
0000303996	*JOURNEYMAN TRACK MAINTAINER	57,844.80	57,844.80	0.00	61,703.16	4,254.99	0.00	65,958.15
0000330392	SUPT BUS TRANSPORTATION	76,128.52	83,741.58	7,613.06	77,386.86	0.00	6,078.61	83,465.47

**METROPOLITAN ATLANTA RAPID TRANSIT AUTHORITY (MARTA)**  
**MARTOC REPORT**

EE NUMBER	TITLE	FY 22	FY 23	DIFFERENCE +/-	REGULAR EARNINGS	OVERTIME EARNINGS	OTHER EARNINGS	TOTAL EARNINGS
		BASE SALARY	BASE SALARY					
0000338143	AGM INFORMATION SECURITY/CISO (DATE LAST EMPLOYED 05-May-2023)	203,319.48	203,319.48	0.00	165,783.67	0.00	24,137.70	189,921.37
0000337916	*JOURNEYMAN ET-HVAC	57,324.80	57,324.80	0.00	57,374.80	8,867.43	225.00	66,467.23
0000317506	DATA WAREHOUSE ARCHITECT	101,124.14	101,124.14	0.00	101,126.26	0.00	835.45	101,961.71
0000334770	DISPATCHER RADIO COMMUNICATION	58,843.20	58,843.20	0.00	60,920.45	8,630.60	0.00	69,551.05
0000305985	COMPENSATION ANALYST II	70,671.64	69,084.34	-1,587.30	69,426.58	0.00	6,905.03	76,331.61
0000331990	SUPV BUS TRANSPORTATION	68,265.60	68,265.60	0.00	52,500.71	4,754.71	1,188.81	58,444.23
0000332759	TRANSIT POLICE OFFICER	66,726.40	69,409.60	2,683.20	69,992.49	26,191.45	7,007.70	103,191.64
0000320838	CONTRACT EMP PT POLICE OFFICER	0.00	0.00	0.00	59,981.55	22,850.57	0.00	82,832.12
0000324181	*RAIL STATION CLEANER	35,672.00	35,672.00	0.00	26,105.18	0.00	6,289.78	32,394.96
0000307120	*BUS OPERATOR	52,707.20	52,707.20	0.00	54,372.63	6,605.89	1,216.32	62,194.84
0000340470	SR WEB DEVELOPER (DATE LAST EMPLOYED 13-Feb-2023)	104,110.24	104,110.24	0.00	73,947.06	0.00	5,873.43	79,820.49
0000322931	DIVISION DISPATCHER	56,576.00	56,576.00	0.00	54,180.00	7,924.40	5,222.40	67,326.80
0000337539	*BUS OPERATOR	52,187.20	52,187.20	0.00	53,808.94	23,056.46	1,605.76	78,471.16
0000329352	*BUS OPERATOR	48,380.80	52,187.20	3,806.40	25,119.66	6,905.93	1,863.50	33,889.09
0000302351	*JOURNEYMAN AA BUS TECHNICIAN	57,844.80	57,844.80	0.00	66,604.80	27,000.14	225.00	93,829.94
0000335383	*BUS OPERATOR	52,187.20	52,187.20	0.00	50,998.82	4,092.14	4,014.45	59,105.41
0000317773	*JOURNEYMAN ET-RAIL CAR MAINT	57,324.80	57,324.80	0.00	61,364.94	16,349.97	225.00	77,939.91
0000345999	SR INFORMATION SPECIALIST	48,613.50	70,388.24	21,774.74	58,728.39	0.00	230.70	58,959.09
0000317536	QA ENGINEER	99,622.64	99,622.64	0.00	99,623.49	0.00	11,494.92	111,118.41
0000306664	FOREMAN POWER	69,097.60	69,097.60	0.00	70,408.46	8,057.18	863.72	79,329.36
0000334186	*RAIL OPERATOR	52,187.20	52,187.20	0.00	43,496.94	14,308.15	4,817.28	62,622.37
0000349190	*BUS OPERATOR	36,899.20	36,899.20	0.00	31,571.56	9,306.12	0.00	40,877.68
0000329163	*BUS OPERATOR	52,187.20	52,187.20	0.00	48,182.73	10,009.90	8,430.24	66,622.87
0000322162	*SERVICEPERSON IV	42,702.40	42,702.40	0.00	39,068.74	3,004.04	2,217.24	44,290.02
0000305608	BUS MECH ELEC ENGINEER	80,766.92	80,766.92	0.00	80,765.97	0.00	0.00	80,765.97
0000338016	*BUS OPERATOR	52,187.20	52,187.20	0.00	50,791.25	11,925.90	4,351.63	67,068.78
0000348815	*PT BUS OPERATOR	23,062.00	23,062.00	0.00	22,828.29	39.92	0.00	22,868.21
0000303997	PARKING SERVICES CASHIER PT	0.00	0.00	0.00	23,292.17	0.00	0.00	23,292.17
0000344955	*JOURNEYMAN OVERHAULER	53,352.00	57,324.80	3,972.80	51,169.41	14,217.94	1,026.00	66,413.35
0000348428	TRANSIT POLICE OFFICER	59,363.20	61,713.60	2,350.40	49,751.06	39,220.17	18,665.16	107,636.39
0000350963	SR MGR CRIT SYS RES & TEL OPS	135,000.06	135,000.06	0.00	31,153.87	0.00	0.00	31,153.87
0000304698	ACCOUNTING SPECIALIST III	55,731.00	60,645.00	4,914.00	55,873.38	0.00	2,689.57	58,562.95
0000326524	RAMS ENGINEER VI	101,342.54	101,342.54	0.00	101,341.68	0.00	0.00	101,341.68
0000350207	*JOURNEYMAN BODY REPAIR	49,732.80	49,732.80	0.00	24,693.06	1,712.57	0.00	26,405.63
0000304637	*BUS OPERATOR	52,707.20	52,707.20	0.00	38,452.27	3,676.75	7,127.89	49,256.91

METROPOLITAN ATLANTA RAPID TRANSIT AUTHORITY (MARTA)  
MARTOC REPORT

EE NUMBER	TITLE	FY 22 BASE SALARY	FY 23 BASE SALARY	DIFFERENCE +/-	REGULAR EARNINGS	OVERTIME EARNINGS	OTHER EARNINGS	TOTAL EARNINGS
0000326181	ENGINEERING SVCS COORDINATOR	109,285.80	109,285.80	0.00	109,284.59	0.00	2,101.65	111,386.24
0000328225	ARCHITECT V	95,990.70	95,990.70	0.00	95,422.10	0.00	0.00	95,422.10
0000323588	SUPV BUS TRANSPORTATION	52,187.20	62,441.60	10,254.40	53,641.42	18,152.27	0.00	71,793.69
0000328460	*JOURNEYMAN RAIL CAR MECHANIC	57,324.80	57,324.80	0.00	57,188.77	1,167.86	225.00	58,581.63
0000317725	*STATION AGENT	46,675.20	46,675.20	0.00	51,903.72	19,430.25	0.00	71,333.97
0000315245	SUPV RAIL LINE	68,452.80	68,452.80	0.00	68,552.51	7,877.81	8,885.70	85,316.02
0000343175	*BUS OPERATOR	44,532.80	48,380.80	3,848.00	50,757.72	7,101.25	0.00	57,858.97
0000348058	*BUS OPERATOR	36,899.20	36,899.20	0.00	39,443.36	11,587.72	0.00	51,031.08
0000304557	*JOURNEYMAN ET-RAIL CAR MAINT	57,844.80	57,844.80	0.00	58,562.24	688.30	225.00	59,475.54
0000304107	OFFICE ADMINISTRATOR II	66,534.26	68,530.28	1,996.02	66,763.88	0.00	5,203.33	71,967.21
0000342141	*JOURNEYMAN TRACK MAINTAINER	53,872.00	55,536.00	1,664.00	56,072.92	21,488.74	261.10	77,822.76
0000346508	SYSTEM SAFETY ENGINEER III	104,860.60	104,860.60	0.00	104,827.46	0.00	0.00	104,827.46
0000305255	*SERVICEPERSON I (A)	41,059.20	41,059.20	0.00	41,732.60	0.00	592.20	42,324.80
0000335797	*BUS OPERATOR	52,187.20	52,187.20	0.00	48,233.82	8,252.36	685.71	57,171.89
0000337540	*BUS OPERATOR	52,187.20	52,187.20	0.00	46,076.72	3,917.88	5,285.72	55,280.32
0000341908	TRANSIT POLICE OFFICER SPECIAL	57,054.40	61,713.60	4,659.20	40,607.15	32,930.54	19,897.80	93,435.49
0000306557	DIR MAINTENANCE OF WAY	144,744.08	144,744.08	0.00	147,186.72	0.00	12,730.09	159,916.81
0000337487	*BUS OPERATOR	36,899.20	40,705.60	3,806.40	39,263.53	12,371.96	0.00	51,635.49
0000320170	*BUS OPERATOR	52,187.20	52,187.20	0.00	45,045.73	2,115.90	5,018.00	52,179.63
0000337373	*BUS OPERATOR	52,187.20	52,187.20	0.00	51,023.36	16,588.10	4,605.27	72,216.73
0000324760	*JOURNEYMAN SUPPORT EQUIPMENT	57,324.80	57,324.80	0.00	57,884.66	7,379.19	225.00	65,488.85
0000321695	*RAIL OPERATOR	52,187.20	52,187.20	0.00	57,221.72	25,184.36	0.00	82,406.08
0000305231	*BUS OPERATOR	52,707.20	52,707.20	0.00	53,186.71	2,810.23	0.00	55,996.94
0000342060	TRANSIT POLICE OFFICER SPECIAL	57,054.40	59,363.20	2,308.80	37,296.96	40,798.44	27,223.49	105,318.89
0000338322	*BUS OPERATOR	52,187.20	52,187.20	0.00	46,047.03	8,173.33	3,546.00	57,766.36
0000306288	*BUS OPERATOR	52,707.20	52,707.20	0.00	60,817.72	22,848.71	0.00	83,666.43
0000341507	TRANSIT POLICE OFFICER (DATE LAST EMPLOYED 20-Dec-2022)	57,054.40	59,363.20	2,308.80	24,107.38	11,209.43	7,608.36	42,925.17
0000322143	*JOURNEYMAN RAIL CAR MECHANIC	57,324.80	57,324.80	0.00	57,429.92	0.00	225.00	57,654.92
0000323956	*BUS OPERATOR	52,187.20	52,187.20	0.00	52,066.38	5,854.98	2,408.64	60,330.00
0000331062	*BUS OPERATOR	52,187.20	52,187.20	0.00	56,449.97	12,850.63	373.85	69,674.45
0000335653	*JOURNEYMAN ET-TELEPHONE MAINT	57,324.80	57,324.80	0.00	59,264.30	25,000.41	225.00	84,489.71
0000348163	*BUS OPERATOR	36,899.20	40,705.60	3,806.40	40,845.31	7,052.60	0.00	47,897.91
0000348787	*BUS OPERATOR	36,899.20	36,899.20	0.00	33,113.69	8,718.33	0.00	41,832.02
0000304599	*MATERIAL CONTROLLER LEAD	55,348.80	55,348.80	0.00	56,537.93	299.37	0.00	56,837.30

**METROPOLITAN ATLANTA RAPID TRANSIT AUTHORITY (MARTA)**  
**MARTOC REPORT**

EE NUMBER	TITLE	FY 22	FY 23	DIFFERENCE	REGULAR	OVERTIME	OTHER	TOTAL
		BASE SALARY	BASE SALARY	+/-	EARNINGS	EARNINGS	EARNINGS	EARNINGS
0000330682	SR SERVICE PLANNER	82,522.96	87,724.00	5,201.04	84,724.18	0.00	1,269.59	85,993.77
0000318004	*BUS OPERATOR	52,187.20	52,187.20	0.00	59,081.46	13,916.03	0.00	72,997.49
0000339384	*BUS OPERATOR	52,187.20	52,187.20	0.00	36,717.83	893.48	1,605.77	39,217.08
0000322746	RESIDENT ENGINEER	113,131.20	113,131.20	0.00	110,520.60	0.00	9,302.88	119,823.48
0000302136	GEN SUPT BUS TRANS OPERATIONS (DATE LAST EMPLOYED 21-Feb-2023)	90,130.82	90,130.82	0.00	61,023.13	0.00	9,583.53	70,606.66
0000323596	SUPV BUS MAINTENANCE	69,118.40	69,118.40	0.00	70,006.70	4,362.04	1,329.20	75,697.94
0000320850	*SERVICEPERSON I	39,956.80	39,956.80	0.00	41,322.69	3,673.94	0.00	44,996.63
0000347723	TALENT MANAGEMENT SPEC III (DATE LAST EMPLOYED 23-Jun-2023)	72,100.08	72,100.08	0.00	61,005.30	0.00	0.00	61,005.30
0000327124	*BUS OPERATOR	52,187.20	52,187.20	0.00	46,163.67	3,510.65	4,450.23	54,124.55
0000319665	*BUS OPERATOR	52,187.20	52,187.20	0.00	51,992.73	12,410.63	3,412.24	67,815.60
0000338216	*BUS OPERATOR	52,187.20	52,187.20	0.00	52,613.57	17,297.15	2,431.73	72,342.45
0000340617	SUPV RAIL LINE	48,380.80	62,587.20	14,206.40	57,386.58	26,754.62	0.00	84,141.20
0000341162	*BUS OPERATOR	48,380.80	52,187.20	3,806.40	25,725.52	4,375.03	0.00	30,100.55
0000307094	*BUS OPERATOR	52,707.20	52,707.20	0.00	47,108.78	4,070.53	3,919.34	55,098.65
0000323696	*BUS OPERATOR	52,187.20	52,187.20	0.00	53,939.19	15,786.18	2,810.08	72,535.45
0000321842	INFORMATION SYS ANALYST III	86,161.14	86,161.14	0.00	86,161.45	0.00	7,621.96	93,783.41
0000341287	TRANSIT POLICE OFFICER	57,054.40	59,363.20	2,308.80	56,551.18	14,998.70	5,174.94	76,724.82
0000344594	MGR BUSINESS APPLICATIONS	132,122.90	132,122.90	0.00	132,124.52	0.00	0.00	132,124.52
0000328631	SUPV BUS TRANSPORTATION	68,265.60	68,265.60	0.00	61,737.90	4,303.62	7,081.44	73,122.96
0000320921	*JOURNEYMAN ET-RADIO MAINT	58,988.80	49,732.80	-9,256.00	57,236.00	11,545.79	0.00	68,781.79
0000345500	IT BUSINESS RELATIONSHIP MGR	82,750.98	82,750.98	0.00	82,753.83	0.00	5,252.37	88,006.20
0000323594	*BUS OPERATOR	52,187.20	52,187.20	0.00	48,525.86	6,053.69	3,612.96	58,192.51
0000320303	SR INSTRUCTOR INFRASTRUCTURE	79,855.36	91,676.78	11,821.42	83,036.40	0.00	0.00	83,036.40
0000337861	MGR SPECIFICATIONS	118,043.64	118,043.64	0.00	118,047.88	0.00	3,026.76	121,074.64
0000316538	*BUS OPERATOR	52,187.20	52,187.20	0.00	50,817.05	27,609.18	2,207.92	80,634.15
0000323369	SUPT BUS TRANSPORTATION (DATE LAST EMPLOYED 14-Oct-2022)	79,111.76	79,111.76	0.00	27,384.71	0.00	6,520.84	33,905.55
0000329013	*BUS OPERATOR	52,187.20	52,187.20	0.00	53,820.10	20,560.12	0.00	74,380.22
0000333107	*BUS OPERATOR	52,187.20	52,187.20	0.00	53,668.63	10,890.58	2,609.36	67,168.57
0000332975	*BUS OPERATOR	52,187.20	52,187.20	0.00	46,688.09	5,153.10	5,620.17	57,461.36
0000330690	RECRUITING OFFICER II	69,852.64	69,852.64	0.00	69,582.91	0.00	6,268.85	75,851.76
0000327275	CUSTOMER CARE FIELD REP	46,332.00	59,845.50	13,513.50	50,336.52	207.16	2,360.40	52,904.08
0000341361	*APPRENTICE MECHANIC	45,115.20	49,254.40	4,139.20	48,541.56	7,960.38	0.00	56,501.94
0000305150	RECRUITING OFFICER II	69,450.68	69,450.68	0.00	69,451.85	0.00	4,006.77	73,458.62
0000303497	*BUS OPERATOR	52,707.20	52,707.20	0.00	37,888.20	2,527.68	4,535.11	44,950.99

**METROPOLITAN ATLANTA RAPID TRANSIT AUTHORITY (MARTA)**  
**MARTOC REPORT**

EE NUMBER	TITLE	FY 22	FY 23	DIFFERENCE	REGULAR	OVERTIME	OTHER	TOTAL
		BASE SALARY	BASE SALARY	+/-	EARNINGS	EARNINGS	EARNINGS	EARNINGS
0000347647	*BUS OPERATOR (DATE LAST EMPLOYED 21-May-2023)	36,899.20	36,899.20	0.00	37,899.80	15,527.58	322.34	53,749.72
0000303495	*RAIL OPERATOR	52,707.20	52,707.20	0.00	46,218.71	10,407.99	5,676.16	62,302.86
0000320357	*RAIL STATION CLEANER	35,672.00	35,672.00	0.00	37,568.85	3,395.70	0.00	40,964.55
0000339169	*BUS OPERATOR	52,187.20	52,187.20	0.00	36,113.02	11,837.43	602.16	48,552.61
0000346307	PARALEGAL	72,169.50	72,169.50	0.00	72,169.59	0.00	0.00	72,169.59
0000343782	*BUS OPERATOR	44,532.80	48,380.80	3,848.00	39,112.62	7,508.80	2,296.29	48,917.71
0000350030	*BUS OPERATOR (DATE LAST EMPLOYED 18-Jul-2023)	36,899.20	36,899.20	0.00	20,186.30	1,339.31	0.00	21,525.61
0000328849	FOREMAN TRAIN CONTROL	64,500.80	64,500.80	0.00	67,211.97	38,097.99	0.00	105,309.96
0000337588	*RAIL OPERATOR	52,187.20	52,187.20	0.00	48,346.43	8,476.62	3,679.97	60,503.02
0000327463	FIELD INSPECTOR I	54,892.50	54,892.50	0.00	56,764.51	11,189.67	0.00	67,954.18
0000342305	*BUS OPERATOR	48,380.80	52,187.20	3,806.40	49,851.17	9,626.50	0.00	59,477.67
0000320037	*RAIL OPERATOR	52,187.20	52,187.20	0.00	51,384.12	25,122.25	3,694.03	80,200.40
0000314842	MGR ENVIRON HEALTH & SAFETY	99,247.20	111,656.22	12,409.02	112,666.73	0.00	10,737.33	123,404.06
0000302279	SUPV BUS TRANSPORTATION	62,441.60	62,441.60	0.00	65,330.70	8,342.01	0.00	73,672.71
0000314951	*JOURNEYMAN SUPPORT EQUIPMENT	57,324.80	57,324.80	0.00	57,402.36	330.72	225.00	57,958.08
0000333437	ADMINISTRATIVE ASSISTANT	44,245.50	44,245.50	0.00	40,727.16	3,266.06	1,871.99	45,865.21
0000331210	*RAIL OPERATOR	52,187.20	52,187.20	0.00	50,839.07	8,361.46	5,327.91	64,528.44
0000347205	PROTECTIVE SPEC POLICE CADET	44,137.60	44,137.60	0.00	49,961.49	2,970.54	1,485.40	54,417.43
0000302676	CONTRACT EMP PT POLICE OFFICER	0.00	0.00	0.00	57,254.63	5,260.73	0.00	62,515.36
0000344629	*JOURNEYMAN RAIL CAR MECHANIC	54,142.40	55,536.00	1,393.60	52,454.26	2,304.76	225.00	54,984.02
0000342961	*BUS OPERATOR	44,532.80	48,380.80	3,848.00	17,171.00	2,175.64	957.49	20,304.13
0000344474	QA ENGINEER	99,622.64	99,622.64	0.00	99,624.12	0.00	3,831.64	103,455.76
0000331135	*RAIL OPERATOR	52,187.20	52,187.20	0.00	37,479.38	4,387.19	3,439.84	45,306.41
0000343554	*BUS OPERATOR	44,532.80	48,380.80	3,848.00	49,416.62	13,247.44	0.00	62,664.06
0000343174	*BUS OPERATOR	44,532.80	48,380.80	3,848.00	51,529.68	15,575.89	0.00	67,105.57
0000344253	*BUS OPERATOR	44,532.80	48,380.80	3,848.00	48,691.46	38,481.52	0.00	87,172.98
0000326541	*BUS OPERATOR	52,187.20	52,187.20	0.00	46,612.38	14,660.45	3,598.42	64,871.25
0000335809	*JOURNEYMAN ET-HVAC	57,324.80	57,324.80	0.00	58,477.20	12,515.71	225.00	71,217.91
0000349373	*JOURNEYMAN BUS TECHNICIAN	49,732.80	49,732.80	0.00	32,013.06	645.59	0.00	32,658.65
0000303429	SUPV FARE MEDIA ENCODING	57,841.16	57,841.16	0.00	57,839.81	0.00	2,224.66	60,064.47
0000320602	REVENUE OPERATIONS ANALYST II	66,259.96	66,259.96	0.00	64,476.39	0.00	3,822.73	68,299.12
0000346216	CHF SAFETY & QA OFFICER	262,444.52	262,444.52	0.00	277,445.95	0.00	0.00	277,445.95
0000335292	*JOURNEYMAN OVERHAULER	55,536.00	57,324.80	1,788.80	64,080.04	33,665.66	225.00	97,970.70
0000341801	*RAIL OPERATOR	48,380.80	52,187.20	3,806.40	50,143.85	9,426.82	4,624.78	64,195.45
0000306249	DEPUTY CHIEF OF POLICE	146,552.38	146,552.38	0.00	146,916.05	0.00	2,818.32	149,734.37



**METROPOLITAN ATLANTA RAPID TRANSIT AUTHORITY (MARTA)**  
**MARTOC REPORT**

EE NUMBER	TITLE	FY 22 BASE SALARY	FY 23 BASE SALARY	DIFFERENCE +/-	REGULAR EARNINGS	OVERTIME EARNINGS	OTHER EARNINGS	TOTAL EARNINGS
0000327292	*BUS OPERATOR	52,187.20	52,187.20	0.00	40,026.19	4,325.85	3,462.42	47,814.46
0000316232	*RAIL STATION CLEANER	35,672.00	35,672.00	0.00	37,852.39	8,334.90	0.00	46,187.29
0000314984	*ADMIN CLERK	39,811.20	40,331.20	520.00	35,071.76	217.02	1,398.41	36,687.19
0000341481	SVC DESK SUPPORT AGENT (DATE LAST EMPLOYED 02-Dec-2022)	47,190.00	47,190.00	0.00	20,056.00	2,395.80	0.00	22,451.80
0000304468	*RAIL STATION CLEANER	36,192.00	36,192.00	0.00	40,139.60	0.00	0.00	40,139.60
0000343679	*SERVICEPERSON IV	38,750.40	42,702.40	3,952.00	36,461.73	2,812.41	0.00	39,274.14
0000344694	ASSET MANAGER (DATE LAST EMPLOYED 16-Sep-2022)	89,116.30	89,116.30	0.00	22,023.24	0.00	0.00	22,023.24
0000302148	*JOURNEYMAN AA BUS TECHNICIAN	57,844.80	57,844.80	0.00	65,187.98	67,286.40	225.00	132,699.38
0000331455	TRANSIT POLICE OFFICER	64,168.00	66,726.40	2,558.40	71,697.44	10,971.36	2,566.40	85,235.20
0000321102	*BUS OPERATOR	52,187.20	52,187.20	0.00	52,764.75	13,977.01	2,609.36	69,351.12
0000349281	*PT BUS OPERATOR	23,062.00	23,062.00	0.00	23,062.07	431.91	0.00	23,493.98
0000329888	TRANSIT POLICE LIEUTENANT	76,481.60	83,200.00	6,718.40	67,279.25	48,966.11	19,459.83	135,705.19
0000349697	*SERVICEPERSON IV	38,521.60	38,521.60	0.00	25,409.44	3,257.24	0.00	28,666.68
0000339751	*BUS OPERATOR	52,187.20	52,187.20	0.00	55,092.00	17,490.27	0.00	72,582.27
0000323961	PRINCIPAL CONSTRN AGT/UTL OFC (DATE LAST EMPLOYED 09-Sep-2022)	105,406.86	105,406.86	0.00	24,323.04	0.00	31,116.11	55,439.15
0000336764	*JOURNEYMAN ET-HVAC	57,324.80	57,324.80	0.00	58,036.24	2,852.46	225.00	61,113.70
0000335561	*JOURNEYMAN ELEC POWER ELECT	57,324.80	57,324.80	0.00	60,052.56	29,496.13	225.00	89,773.69
0000320554	SAFETY OPERATIONAL OFFICER	90,584.00	91,162.50	578.50	91,470.76	1,229.94	5,937.25	98,637.95
0000317058	*REVENUE AGENT	51,875.20	51,875.20	0.00	55,144.48	299.29	0.00	55,443.77
0000345849	*JOURNEYMAN ET-RAIL CAR MAINT (DATE LAST EMPLOYED 08-Jun-2023)	53,872.00	53,872.00	0.00	46,496.73	1,991.07	225.00	48,712.80
0000346784	*JOURNEYMAN ELEC POWER ELECT	53,872.00	54,308.80	436.80	57,682.56	38,884.70	225.00	96,792.26
0000344200	*JOURNEYMAN ET-RAIL CAR MAINT	57,324.80	57,324.80	0.00	60,084.23	11,513.19	225.00	71,822.42
0000347969	PROTECTIVE SPEC POLICE CADET	41,600.00	41,600.00	0.00	48,460.00	1,920.00	1,480.00	51,860.00
0000342345	TRANSIT POLICE OFFICER	52,728.00	52,728.00	0.00	58,238.93	19,473.74	4,309.50	82,022.17
0000348281	*BUS OPERATOR	36,899.20	36,899.20	0.00	37,043.78	8,820.28	0.00	45,864.06
0000323997	TRANSIT POLICE SERGEANT	79,539.20	79,539.20	0.00	84,164.50	20,619.00	6,400.00	111,183.50
0000332704	SUPV RAIL LINE	64,480.00	64,480.00	0.00	65,385.84	16,804.48	2,480.00	84,670.32
0000344205	*JOURNEYMAN RAIL CAR MECHANIC	49,732.80	57,324.80	7,592.00	56,097.34	4,088.16	1,079.40	61,264.90
0000305940	*BUS OPERATOR	52,707.20	52,707.20	0.00	53,991.91	6,727.77	0.00	60,719.68
0000304420	*JOURNEYMAN ET-COMPUTER MAINT	57,844.80	57,844.80	0.00	62,290.89	13,891.18	225.00	76,407.07
0000347209	PROJECT MANAGER I	97,335.16	97,335.16	0.00	97,337.81	0.00	0.00	97,337.81
0000348322	*BUS OPERATOR	36,899.20	36,899.20	0.00	39,085.22	9,067.74	0.00	48,152.96
0000319804	BUYER PLANNER III	76,502.40	83,153.20	6,650.80	73,411.54	1,056.68	0.00	74,468.22
0000332726	CIVIL ENGINEER V	96,616.00	96,616.00	0.00	96,619.32	0.00	0.00	96,619.32

METROPOLITAN ATLANTA RAPID TRANSIT AUTHORITY (MARTA)  
MARTOC REPORT

EE NUMBER	TITLE	FY 22 BASE SALARY	FY 23 BASE SALARY	DIFFERENCE +/-	REGULAR EARNINGS	OVERTIME EARNINGS	OTHER EARNINGS	TOTAL EARNINGS
0000302308	*JOURNEYMAN RAIL CAR MECHANIC	57,844.80	57,844.80	0.00	64,986.40	25,268.97	225.00	90,480.37
0000315643	OFFICE ENGINEER	93,919.54	93,919.54	0.00	93,918.69	0.00	1,446.37	95,365.06
0000303324	CONTRACT PROFESSIONAL	0.00	0.00	0.00	80,834.44	0.00	0.00	80,834.44
0000306661	CONTRACT EMP PT	0.00	0.00	0.00	27,391.43	2,627.07	0.00	30,018.50
0000328846	FOREMAN TRAIN CONTROL	64,500.80	64,500.80	0.00	68,157.74	24,236.56	0.00	92,394.30
0000302121	*JOURNEYMAN RAIL CAR MECHANIC	57,324.80	57,324.80	0.00	60,213.48	16,329.33	225.00	76,767.81
0000321144	DIR OPERATIONS AUDIT/FRAUD INV	124,364.24	130,000.00	5,635.76	127,184.44	0.00	16,804.95	143,989.39
0000328453	TELEPHONY OPERATIONS ANALYST	69,235.14	69,235.14	0.00	69,236.99	0.00	11,965.26	81,202.25
0000306521	*RAIL STATION CLEANER	36,192.00	36,192.00	0.00	36,794.45	0.00	1,809.60	38,604.05
0000332059	*BUS OPERATOR	52,187.20	52,187.20	0.00	53,336.92	17,778.55	2,448.29	73,563.76
0000349782	*BUS OPERATOR (DATE LAST EMPLOYED 04-May-2023)	36,899.20	36,899.20	0.00	21,227.87	2,957.23	0.00	24,185.10
0000324714	*BUS OPERATOR	52,187.20	52,187.20	0.00	45,686.66	8,410.04	4,817.28	58,913.98
0000305272	*BUS OPERATOR	52,707.20	52,707.20	0.00	34,614.60	0.00	4,814.60	39,429.20
0000344318	*JOURNEYMAN TRACK MAINTAINER	55,536.00	57,324.80	1,788.80	37,102.09	2,860.57	3,539.57	43,502.23
0000342156	*RAIL OPERATOR	48,380.80	52,187.20	3,806.40	45,184.42	18,287.52	1,532.56	65,004.50
0000318564	*BUS OPERATOR (DATE LAST EMPLOYED 01-Jun-2023)	52,187.20	52,187.20	0.00	31,527.21	2,794.09	2,207.92	36,529.22
0000317293	*JOURNEYMAN SUPPORT EQUIPMENT	57,324.80	57,324.80	0.00	57,210.44	10,779.41	225.00	68,214.85
0000332973	ENGINEERING CAD SPECIALIST III	77,175.80	77,175.80	0.00	77,178.52	0.00	0.00	77,178.52
0000341814	*BUS OPERATOR	48,380.80	52,187.20	3,806.40	52,403.96	10,442.57	2,937.61	65,784.14
0000306094	MOBILITY CUSTOMER CARE REP	46,332.00	46,332.00	0.00	43,333.88	1,441.85	4,158.00	48,933.73
0000337280	*STATION AGENT	46,675.20	46,675.20	0.00	48,901.54	9,374.31	0.00	58,275.85
0000325324	*JOURNEYMAN ET-LABORATORY	57,324.80	57,324.80	0.00	57,450.59	41.34	225.00	57,716.93
0000337921	*BUS OPERATOR	52,187.20	52,187.20	0.00	54,296.33	37,661.83	0.00	91,958.16
0000302680	*JOURNEYMAN TRACK MAINTAINER	57,844.80	57,844.80	0.00	63,498.63	21,973.48	0.00	85,472.11
0000335792	DIR RAIL MAINTENANCE	168,384.84	168,384.84	0.00	176,385.41	0.00	0.00	176,385.41
0000337997	*JOURNEYMAN ELEC POWER ELECT	57,324.80	57,324.80	0.00	59,359.12	28,586.64	225.00	88,170.76
0000302241	INSTRUCTOR BUS TECH ENVIRON	79,414.40	89,939.20	10,524.80	82,248.00	0.00	0.00	82,248.00
0000346203	QA ENGINEER	92,298.70	92,298.70	0.00	92,299.38	0.00	0.00	92,299.38
0000321545	*BUS OPERATOR	52,187.20	52,187.20	0.00	48,813.87	7,171.42	5,743.62	61,728.91
0000302380	*MATERIAL CONTROLLER LEAD	55,348.80	55,348.80	0.00	61,722.68	10,218.31	1,064.40	73,005.39
0000346581	*BUS OPERATOR	36,899.20	40,705.60	3,806.40	37,817.87	9,089.00	0.00	46,906.87
0000305564	*MATERIAL CONTROLLER LEAD	53,705.60	55,348.80	1,643.20	53,817.64	503.49	0.00	54,321.13
0000345238	PROTECTIVE SPEC POLICE CADET	44,137.60	44,137.60	0.00	47,641.59	1,603.19	3,225.44	52,470.22
0000338787	CERTIFICATION ANALYST (DATE LAST EMPLOYED 04-Jan-2023)	74,397.44	74,397.44	0.00	40,918.24	0.00	4,006.02	44,924.26

## MARTOC REPORT

EE NUMBER	TITLE	FY 22	FY 23	DIFFERENCE	REGULAR	OVERTIME	OTHER	TOTAL
		BASE SALARY	BASE SALARY	+/-	EARNINGS	EARNINGS	EARNINGS	EARNINGS
0000347994	*BUS OPERATOR (DATE LAST EMPLOYED 08-Feb-2023)	36,899.20	36,899.20	0.00	20,748.06	4,274.13	0.00	25,022.19
0000304649	*RAIL OPERATOR	52,707.20	52,707.20	0.00	40,216.73	3,785.14	0.00	44,001.87
0000335326	*JOURNEYMAN ET-RAIL CAR MAINT	49,732.80	57,324.80	7,592.00	57,873.19	1,364.22	225.00	59,462.41
0000330757	*JOURNEYMAN SUPPORT EQUIPMENT	55,536.00	57,324.80	1,788.80	55,335.96	4,033.92	2,863.88	62,233.76
0000346716	*JOURNEYMAN OVERHAULER	49,732.80	54,308.80	4,576.00	54,080.42	16,928.89	225.00	71,234.31
0000317601	CONTRACT EMP PT POLICE OFFICER	0.00	0.00	0.00	63,890.40	3,499.44	0.00	67,389.84
0000332652	*JOURNEYMAN RAIL CAR MECHANIC	55,536.00	57,324.80	1,788.80	50,450.88	7,049.89	5,688.77	63,189.54
0000338932	*RAIL STATION CLEANER	35,672.00	35,672.00	0.00	32,370.50	2,122.32	3,451.92	37,944.74
0000341694	*BUS OPERATOR	48,380.80	52,187.20	3,806.40	47,350.83	6,424.19	3,868.00	57,643.02
0000320644	*RAIL STATION CLEANER	35,672.00	35,672.00	0.00	36,618.61	47,874.25	1,097.60	85,590.46
0000332119	*BUS OPERATOR	52,187.20	52,187.20	0.00	54,594.38	15,803.44	0.00	70,397.82
0000304819	*STATION AGENT	47,195.20	47,195.20	0.00	49,702.24	34.04	0.00	49,736.28
0000321906	*BUS OPERATOR	52,187.20	52,187.20	0.00	35,186.04	2,228.80	2,057.38	39,472.22
0000304933	*SERVICEPERSON IV	42,702.40	42,702.40	0.00	45,381.45	12,187.22	0.00	57,568.67
0000338595	*RAIL STATION CLEANER	35,672.00	35,672.00	0.00	35,579.40	12,090.75	1,783.60	49,453.75
0000349239	BREEZE MEDIA DIST AGENT	47,463.00	47,463.00	0.00	36,692.55	0.00	1,323.86	38,016.41
0000333183	APARC SYS AMBASSADOR	37,264.50	37,264.50	0.00	31,986.00	277.88	0.00	32,263.88
0000303514	*BUS OPERATOR	52,707.20	52,707.20	0.00	57,544.81	16,793.30	0.00	74,338.11
0000348523	*BUS OPERATOR (DATE LAST EMPLOYED 08-Aug-2023)	36,899.20	36,899.20	0.00	25,316.47	3,059.67	0.00	28,376.14
0000306424	*JOURNEYMAN AA BUS TECHNICIAN	57,844.80	57,844.80	0.00	58,743.02	2,398.64	669.96	61,811.62
0000302271	*BUS OPERATOR	52,707.20	52,707.20	0.00	56,851.59	32,983.69	0.00	89,835.28
0000308803	DISPATCHER RADIO COMMUNICATION	62,441.60	64,937.60	2,496.00	63,559.52	5,197.43	0.00	68,756.95
0000321624	*RAIL OPERATOR	52,187.20	52,187.20	0.00	60,241.41	12,126.90	0.00	72,368.31
0000344235	*JOURNEYMAN RAIL CAR MECHANIC	55,536.00	57,324.80	1,788.80	58,780.58	9,295.10	225.00	68,300.68
0000335735	*BUS OPERATOR	40,539.20	36,899.20	-3,640.00	39,541.77	10,886.21	0.00	50,427.98
0000342413	PROTECTIVE SPEC POLICE CADET	44,574.40	44,574.40	0.00	50,351.91	11,053.64	2,143.00	63,548.55
0000302313	FIELD DATA COLLECTION SPEC	43,329.00	43,329.00	0.00	43,551.26	266.64	0.00	43,817.90
0000336472	MGR CLAIMS	100,785.88	100,785.88	0.00	100,787.82	0.00	0.00	100,787.82
0000302233	*BUS OPERATOR (DATE LAST EMPLOYED 01-Feb-2023)	52,707.20	52,707.20	0.00	35,131.68	3,435.38	0.00	38,567.06
0000349312	*BUS OPERATOR	36,899.20	36,899.20	0.00	28,637.24	5,367.05	0.00	34,004.29
0000348423	DISPATCHER RADIO COMMUNICATION (DATE LAST EMPLOYED 28-Apr-2023)	54,912.00	57,116.80	2,204.80	49,635.03	17,667.29	1,501.24	68,803.56
0000347226	*PT BUS OPERATOR	0.00	0.00	0.00	27,728.16	5,801.14	1,862.03	35,391.33
0000315335	*JOURNEYMAN RAIL CAR MECHANIC	57,324.80	57,324.80	0.00	57,620.16	1,302.21	225.00	59,147.37
0000348764	TRANSIT POLICE OFFICER	48,776.00	48,776.00	0.00	47,159.05	9,086.89	1,594.60	57,840.54

METROPOLITAN ATLANTA RAPID TRANSIT AUTHORITY (MARTA)  
MARTOC REPORT

EE NUMBER	TITLE	FY 22 BASE SALARY	FY 23 BASE SALARY	DIFFERENCE +/-	REGULAR EARNINGS	OVERTIME EARNINGS	OTHER EARNINGS	TOTAL EARNINGS
0000302629	*RAIL OPERATOR	52,707.20	52,707.20	0.00	47,101.18	5,641.93	4,978.58	57,721.69
0000347576	*RAIL STATION CLEANER	30,180.80	33,758.40	3,577.60	33,108.97	15,642.77	0.00	48,751.74
0000334383	*MATERIAL CONTROLLER LEAD	51,001.60	53,705.60	2,704.00	49,378.32	84.55	2,442.38	51,905.25
0000333405	*JOURNEYMAN ELEC POWER ELECT	57,324.80	57,324.80	0.00	59,910.32	21,744.88	225.00	81,880.20
0000315446	*JOURNEYMAN TRACK WALKER	57,324.80	57,324.80	0.00	60,559.52	20,390.99	0.00	80,950.51
0000304554	RAIL SERVICES CONTROLLER	87,297.60	87,297.60	0.00	87,528.30	12,926.99	10,072.80	110,528.09
0000319811	DIVISION DISPATCHER	68,265.60	68,265.60	0.00	66,705.60	1,107.68	4,513.80	72,327.08
0000331292	SUPV BUS MAINTENANCE	62,608.00	62,608.00	0.00	67,177.03	24,301.60	0.00	91,478.63
0000321475	TRANSIT POLICE LIEUTENANT	79,539.20	83,200.00	3,660.80	77,666.48	27,357.28	21,800.80	126,824.56
0000345817	*BUS OPERATOR	40,705.60	44,532.80	3,827.20	43,566.82	25,006.75	1,333.15	69,906.72
0000344987	TRANSIT POLICE OFFICER	46,904.00	48,776.00	1,872.00	46,416.01	22,116.84	9,731.76	78,264.61
0000333057	*BUS OPERATOR	52,187.20	52,187.20	0.00	54,280.74	15,262.62	1,667.74	71,211.10
0000318556	SUPV RAIL LINE	68,452.80	68,452.80	0.00	71,483.68	10,997.15	2,172.06	84,652.89
0000325719	POLICE ADMINISTRATOR	82,610.84	82,610.84	0.00	84,108.32	0.00	2,647.79	86,756.11
0000305601	*SR TRAFFIC CHECKER	40,726.40	40,726.40	0.00	40,748.50	293.71	0.00	41,042.21
0000349881	*BUS OPERATOR	36,899.20	36,899.20	0.00	20,140.55	770.64	0.00	20,911.19
0000338447	*BUS OPERATOR	52,187.20	52,187.20	0.00	39,331.57	305.23	3,696.80	43,333.60
0000350133	ACCOUNTING SPECIALIST II	50,622.00	50,622.00	0.00	23,950.47	1,552.63	0.00	25,503.10
0000306429	SUPT RAIL LINE (DATE LAST EMPLOYED 01-Jul-2023)	77,868.44	77,868.44	0.00	74,872.93	0.00	14,375.73	89,248.66
0000306365	APARC COMM CTR OPR	36,640.50	46,683.00	10,042.50	40,810.34	4,244.82	4,138.22	49,193.38
0000344301	QA SPECIALIST	65,786.76	65,786.76	0.00	65,534.80	0.00	253.03	65,787.83
0000303706	MAINTENANCE PLANNER BUS	69,368.00	76,315.20	6,947.20	73,009.07	26,307.23	6,136.40	105,452.70
0000347644	*BUS OPERATOR (DATE LAST EMPLOYED 17-Apr-2023)	36,899.20	36,899.20	0.00	22,457.50	4,195.65	0.00	26,653.15
0000333479	SUPV POLICE RECORDS	56,160.00	56,160.00	0.00	51,043.52	8,432.24	13,562.24	73,038.00
0000325460	SVC DESK SUPPORT AGENT	54,970.50	54,970.50	0.00	55,172.27	841.37	2,678.05	58,691.69
0000342649	*BUS OPERATOR	48,380.80	52,187.20	3,806.40	44,457.48	5,810.65	744.32	51,012.45
0000317600	SUPV COMMUNICATIONS	56,763.20	67,184.00	10,420.80	71,549.02	25,873.52	1,539.48	98,962.02
0000315214	CONTRACT EMP PT POLICE OFFICER	0.00	0.00	0.00	43,743.60	115.88	0.00	43,859.48
0000303500	*BUS OPERATOR	52,707.20	52,707.20	0.00	55,386.06	13,342.40	0.00	68,728.46
0000336914	*BUS OPERATOR (DATE LAST EMPLOYED 10-Apr-2023)	52,187.20	52,187.20	0.00	35,048.65	433.20	0.00	35,481.85
0000323610	*BUS OPERATOR	52,187.20	52,187.20	0.00	55,738.04	16,164.00	0.00	71,902.04
0000337786	*MATERIAL CONTROLLER	53,185.60	53,185.60	0.00	53,024.65	2,461.32	0.00	55,485.97
0000347997	INFORMATION SYS ANALYST III	85,000.24	85,000.24	0.00	85,000.50	0.00	0.00	85,000.50
0000337733	*BUS OPERATOR	52,187.20	52,187.20	0.00	51,099.86	16,755.23	3,813.68	71,668.77

## MARTOC REPORT

EE NUMBER	TITLE	FY 22	FY 23	DIFFERENCE +/-	REGULAR EARNINGS	OVERTIME EARNINGS	OTHER EARNINGS	TOTAL EARNINGS
		BASE SALARY	BASE SALARY					
0000304423	*STATION AGENT	47,195.20	47,195.20	0.00	48,982.20	11,163.51	1,452.16	61,597.87
0000346254	MGR CIP MGMT OVERSIGHT	91,052.52	113,502.22	22,449.70	112,437.37	0.00	0.00	112,437.37
0000339133	SUPV BUS TRANSPORTATION	48,380.80	63,044.80	14,664.00	60,051.21	5,817.71	372.16	66,241.08
0000326345	GEN SUPT BUS MAINT	97,236.36	97,236.36	0.00	97,233.54	0.00	8,975.68	106,209.22
0000304023	PROJECT ENGINEER	79,498.64	79,498.64	0.00	79,500.64	0.00	7,644.10	87,144.74
0000316606	*BUS OPERATOR	52,187.20	52,187.20	0.00	42,227.15	3,807.34	334.45	46,368.94
0000338822	*SERVICEPERSON I	39,956.80	39,956.80	0.00	43,876.87	18,022.78	0.00	61,899.65
0000334484	*BUS OPERATOR	52,187.20	52,187.20	0.00	56,169.19	10,096.82	0.00	66,266.01
0000334772	*RAIL OPERATOR	52,187.20	52,187.20	0.00	52,341.79	13,844.54	4,215.12	70,401.45
0000342632	FIELD INSPECTOR II	57,700.50	57,700.50	0.00	56,618.83	8,372.29	1,083.53	66,074.65
0000348314	*BUS OPERATOR	36,899.20	36,899.20	0.00	40,010.35	12,093.01	0.00	52,103.36
0000320620	MOBILITY CUSTOMER CARE REP	46,566.00	46,566.00	0.00	44,692.76	7,109.26	6,507.05	58,309.07
0000348809	*BUS OPERATOR	36,899.20	36,899.20	0.00	35,451.83	6,674.38	0.00	42,126.21
0000346179	*JOURNEYMAN BUS TECHNICIAN	52,811.20	54,142.40	1,331.20	48,416.98	1,355.52	225.00	49,997.50
0000344455	INFORMATION SYS ANALYST III	87,418.50	87,418.50	0.00	87,420.12	0.00	0.00	87,420.12
0000343680	*BUS OPERATOR	44,532.80	48,380.80	3,848.00	48,959.54	14,546.34	0.00	63,505.88
0000317128	*BUS OPERATOR	52,187.20	52,187.20	0.00	39,987.93	1,892.75	7,025.46	48,906.14
0000343823	FARE COLLECT ASST SP PROJ	31,044.00	39,994.50	8,950.50	38,824.74	1,077.66	0.00	39,902.40
0000321225	SUPV CUSTOMER SERVICES CENTER (DATE LAST EMPLOYED 17-Dec-2022)	70,897.06	70,897.06	0.00	27,268.25	0.00	1,659.36	28,927.61
0000332766	*RAIL OPERATOR	52,187.20	52,187.20	0.00	42,952.88	10,758.79	2,256.85	55,968.52
0000341155	*BUS OPERATOR	48,380.80	52,187.20	3,806.40	48,142.46	9,221.20	4,097.61	61,461.27
0000332121	TRANSIT POLICE SERGEANT	70,761.60	73,548.80	2,787.20	71,654.63	19,656.33	8,799.80	100,110.76
0000337850	PORTFOLIO MANAGER I	79,889.16	79,889.16	0.00	79,889.02	0.00	0.00	79,889.02
0000322339	*JOURNEYMAN RAIL CAR MECHANIC	57,324.80	57,324.80	0.00	53,785.11	6,128.67	5,516.52	65,430.30
0000342291	DIVERSITY EEO INVESTIGATOR	78,102.44	78,102.44	0.00	76,900.80	0.00	1,602.11	78,502.91
0000348930	*BUS OPERATOR	36,899.20	36,899.20	0.00	35,384.25	8,005.96	0.00	43,390.21
0000339660	RAIL SERVICES CONTROLLER	87,297.60	87,297.60	0.00	87,217.35	5,400.00	1,678.80	94,296.15
0000323517	*RAIL OPERATOR	52,187.20	52,187.20	0.00	53,023.90	10,679.03	401.44	64,104.37
0000343392	*BUS OPERATOR	44,532.80	48,380.80	3,848.00	49,835.29	14,115.23	0.00	63,950.52
0000343365	*BUS OPERATOR	44,532.80	48,380.80	3,848.00	48,296.17	16,886.97	1,410.51	66,593.65
0000340893	CHF OF STAFF	263,170.18	263,170.18	0.00	277,420.67	0.00	19,434.12	296,854.79
0000350120	PROGRAM MGR CUSTOMER EXP INNOV	102,742.90	102,742.90	0.00	38,560.12	0.00	0.00	38,560.12
0000349078	TRANSIT POLICE OFFICER	52,728.00	52,728.00	0.00	47,653.93	3,422.26	304.20	51,380.39
0000317911	*SERVICEPERSON I	39,956.80	39,956.80	0.00	31,423.80	8,522.08	0.00	39,945.88
0000348655	CONTRACT PROFESSIONAL	0.00	0.00	0.00	29,223.15	0.00	0.00	29,223.15

**METROPOLITAN ATLANTA RAPID TRANSIT AUTHORITY (MARTA)**  
**MARTOC REPORT**

EE NUMBER	TITLE	FY 22 BASE SALARY	FY 23 BASE SALARY	DIFFERENCE +/-	REGULAR EARNINGS	OVERTIME EARNINGS	OTHER EARNINGS	TOTAL EARNINGS
0000306506	CONTRACT PROFESSIONAL	0.00	0.00	0.00	48,218.26	4,989.44	0.00	53,207.70
0000309131	RAIL SERVICES CONTROLLER	94,681.60	94,681.60	0.00	92,633.55	28,382.19	19,082.10	140,097.84
0000326537	SUPV BUS MAINTENANCE	58,988.80	58,988.80	0.00	59,831.99	10,982.93	4,537.60	75,352.52
0000337716	TRANSIT POLICE OFFICER	64,168.00	66,726.40	2,558.40	72,960.93	13,297.80	2,657.82	88,916.55
0000305829	*BUS OPERATOR	52,707.20	52,707.20	0.00	51,745.66	12,082.35	5,068.00	68,896.01
0000340062	*BUS OPERATOR	52,187.20	52,187.20	0.00	54,776.98	4,624.33	0.00	59,401.31
0000304602	SUPV BUS TRANSPORTATION (DATE LAST EMPLOYED 01-Jan-2023)	72,072.00	72,072.00	0.00	40,487.52	13,774.38	9,378.73	63,640.63
0000333095	*BUS OPERATOR	52,187.20	52,187.20	0.00	55,164.71	10,206.00	2,426.21	67,796.92
0000348374	SR TECH PROJECT MANAGER	93,440.10	108,898.14	15,458.04	99,385.66	0.00	0.00	99,385.66
0000338459	TRANSIT POLICE CORPORAL	69,409.60	72,196.80	2,787.20	68,373.83	20,273.67	11,696.08	100,343.58
0000348004	*BUS OPERATOR (DATE LAST EMPLOYED 02-May-2023)	36,899.20	36,899.20	0.00	35,464.63	8,571.72	0.00	44,036.35
0000302310	*JOURNEYMAN ET-RAIL CAR MAINT	57,844.80	57,844.80	0.00	66,657.21	5,756.70	1,351.31	73,765.22
0000341341	PROTECTIVE SPEC POLICE CADET	44,137.60	44,137.60	0.00	51,604.46	5,092.80	2,970.80	59,668.06
0000322744	FOREMAN BUILDINGS SUPP EQUIP	69,118.40	69,118.40	0.00	71,465.85	16,543.87	4,519.28	92,529.00
0000339201	*BUS OPERATOR	52,187.20	52,187.20	0.00	43,349.93	3,586.30	3,010.81	49,947.04
0000304704	*BUS DISPATCHER (BLOCKOUT)	52,811.20	51,022.40	-1,788.80	36,371.36	4,779.06	4,607.22	45,757.64
0000333776	*BUS OPERATOR	52,187.20	52,187.20	0.00	30,932.64	5,893.68	4,210.87	41,037.19
0000345069	*APPRENTICE MECHANIC	45,115.20	49,254.40	4,139.20	48,226.31	2,797.39	0.00	51,023.70
0000305861	SUPT RAIL LINE (DATE LAST EMPLOYED 01-Nov-2022)	78,287.82	78,287.82	0.00	24,088.79	0.00	28,334.18	52,422.97
0000313509	DISPATCHER RADIO COMMUNICATION	77,729.60	77,729.60	0.00	74,694.33	1,446.48	10,305.40	86,446.21
0000333398	*STATION AGENT	39,104.00	42,432.00	3,328.00	41,961.20	15,657.00	0.00	57,618.20
0000338620	*JOURNEYMAN ET-TRAIN CONTROL	57,324.80	57,324.80	0.00	58,752.80	18,499.68	500.60	77,753.08
0000349873	REDUCED FARE REPRESENTATIVE	36,952.50	36,952.50	0.00	22,759.02	170.56	0.00	22,929.58
0000302724	*BUS OPERATOR	52,707.20	52,707.20	0.00	44,505.03	1,573.65	6,284.32	52,363.00
0000349193	*BUS OPERATOR	36,899.20	36,899.20	0.00	32,110.72	7,256.09	0.00	39,366.81
0000302231	*RAIL OPERATOR	52,707.20	52,707.20	0.00	39,714.70	640.51	4,054.40	44,409.61
0000349264	*BUS OPERATOR	36,899.20	36,899.20	0.00	25,867.92	2,758.99	0.00	28,626.91
0000334583	*JOURNEYMAN ELEC POWER ELECT (DATE LAST EMPLOYED 26-Oct-2022)	57,324.80	57,324.80	0.00	20,552.87	23,946.20	0.00	44,499.07
0000327680	*JOURNEYMAN ELEC POWER ELECT	57,324.80	57,324.80	0.00	61,591.48	55,209.58	225.00	117,026.06
0000346259	*BUS OPERATOR	36,899.20	40,705.60	3,806.40	42,303.84	15,214.40	782.80	58,301.04
0000305951	*BUS OPERATOR	52,707.20	52,707.20	0.00	54,348.39	11,594.30	1,216.32	67,159.01
0000320371	*JOURNEYMAN TRACK WALKER	57,324.80	57,324.80	0.00	64,670.64	24,959.06	0.00	89,629.70
0000334026	*BUS OPERATOR	52,187.20	52,187.20	0.00	51,028.03	15,585.17	3,010.80	69,624.00
0000321756	EXEC DIR DIVERSITY & INCLUSION	164,783.84	164,783.84	0.00	161,785.64	0.00	16,309.46	178,095.10

**METROPOLITAN ATLANTA RAPID TRANSIT AUTHORITY (MARTA)**  
**MARTOC REPORT**

EE NUMBER	TITLE	FY 22 BASE SALARY	FY 23 BASE SALARY	DIFFERENCE +/-	REGULAR EARNINGS	OVERTIME EARNINGS	OTHER EARNINGS	TOTAL EARNINGS
0000349160	*BUS OPERATOR	36,899.20	36,899.20	0.00	27,900.30	4,678.90	0.00	32,579.20
0000338320	TRANSIT POLICE OFFICER SPECIAL	61,713.60	64,168.00	2,454.40	63,422.77	16,739.84	6,553.26	86,715.87
0000344466	*BUS OPERATOR	44,532.80	48,380.80	3,848.00	38,695.51	16,494.51	2,770.08	57,960.10
0000341359	AUDITOR III	61,904.18	80,005.38	18,101.20	66,339.52	0.00	0.00	66,339.52
0000327573	*STATION AGENT	39,104.00	39,104.00	0.00	28,014.77	465.30	353.40	28,833.47
0000347879	ENVIRO HEALTH SAFETY COORD III	95,429.88	95,429.88	0.00	95,431.81	0.00	0.00	95,431.81
0000306671	HUMAN RESOURCES SYSTEM ANALYST	96,293.34	96,293.34	0.00	96,293.71	0.00	11,481.14	107,774.85
0000303712	*BUS OPERATOR	52,707.20	52,707.20	0.00	55,802.78	11,362.82	0.00	67,165.60
0000349877	*BUS OPERATOR	36,899.20	36,899.20	0.00	21,109.88	4,178.63	0.00	25,288.51
0000348530	(DATE LAST EMPLOYED 05-Jul-2023) *JOURNEYMAN BUS TECHNICIAN	49,732.80	49,732.80	0.00	22,769.95	349.69	0.00	23,119.64
0000349894	(DATE LAST EMPLOYED 05-Jan-2023) *BUS OPERATOR	36,899.20	36,899.20	0.00	22,680.19	3,232.11	0.00	25,912.30
0000333609	*MATERIAL CONTROLLER	54,828.80	53,185.60	-1,643.20	53,805.21	394.81	0.00	54,200.02
0000303346	*PT BUS OPERATOR	0.00	0.00	0.00	21,573.04	0.00	0.00	21,573.04
0000349168	*BUS OPERATOR	36,899.20	36,899.20	0.00	32,261.51	11,385.96	0.00	43,647.47
0000313789	SUPT BUS MAINTENANCE GARAGE	81,135.60	81,135.60	0.00	53,673.60	0.00	6,450.49	60,124.09
0000338638	(DATE LAST EMPLOYED 01-Mar-2023) TRANSIT POLICE CORPORAL	72,196.80	72,196.80	0.00	65,919.66	40,278.64	13,536.90	119,735.20
0000347291	ACCOUNTANT III	68,581.50	80,240.42	11,658.92	71,595.12	0.00	2,585.00	74,180.12
0000347893	*JOURNEYMAN BUS TECHNICIAN	49,732.80	52,811.20	3,078.40	50,364.41	1,488.43	225.00	52,077.84
0000345631	*JOURNEYMAN ET-TRAIN CONTROL	54,308.80	57,324.80	3,016.00	48,888.42	23,292.02	225.00	72,405.44
0000326546	*BUS OPERATOR	52,187.20	52,187.20	0.00	56,146.66	36,567.79	2,408.64	95,123.09
0000324721	*JOURNEYMAN ET-TRAIN CONTROL	57,324.80	57,324.80	0.00	61,808.11	38,208.52	225.00	100,241.63
0000348677	CRIMINAL JUSTICE INFO TECH REC	37,668.80	37,668.80	0.00	32,562.89	2,965.37	2,037.38	37,565.64
0000331884	TRANSIT POLICE SERGEANT	67,995.20	70,761.60	2,766.40	74,272.26	21,863.03	4,097.24	100,232.53
0000347766	*BUS OPERATOR	36,899.20	40,705.60	3,806.40	39,516.33	5,113.25	783.59	45,413.17
0000302330	MOBILITY SVC AGNT	38,746.50	48,009.00	9,262.50	41,240.34	0.00	4,071.94	45,312.28
0000326271	*JOURNEYMAN ET-TRAIN CONTROL	57,324.80	57,324.80	0.00	58,050.02	6,004.64	225.00	64,279.66
0000334959	*JOURNEYMAN SUPPORT EQUIPMENT	57,324.80	57,324.80	0.00	56,905.24	24,781.21	225.00	81,911.45
0000335913	INSTRUCTOR BUS OPERATIONS	63,793.60	70,616.00	6,822.40	64,384.56	92.01	974.24	65,450.81
0000346139	*JOURNEYMAN BUS TECHNICIAN	52,811.20	53,352.00	540.80	53,308.13	14,173.02	225.00	67,706.15
0000306583	SR ITS GIS DEVELOPER	106,409.94	106,409.94	0.00	106,410.30	0.00	16,370.77	122,781.07
0000304092	*JOURNEYMAN AA BUS TECHNICIAN	57,844.80	57,844.80	0.00	58,645.71	12,890.02	6,454.44	77,990.17
0000342648	*BUS OPERATOR	48,380.80	48,380.80	0.00	16,985.92	8,642.28	0.00	25,628.20
0000340312	(DATE LAST EMPLOYED 03-Oct-2022) PARALEGAL	72,169.50	72,169.50	0.00	72,169.58	0.00	6,939.75	79,109.33
0000347722	AUDITOR II	60,101.08	64,394.98	4,293.90	60,432.49	0.00	0.00	60,432.49

METROPOLITAN ATLANTA RAPID TRANSIT AUTHORITY (MARTA)  
MARTOC REPORT

EE NUMBER	TITLE	FY 22 BASE SALARY	FY 23 BASE SALARY	DIFFERENCE +/-	REGULAR EARNINGS	OVERTIME EARNINGS	OTHER EARNINGS	TOTAL EARNINGS
0000344463	*BUS OPERATOR	44,532.80	48,380.80	3,848.00	30,550.32	4,548.71	3,241.15	38,340.18
0000306635	SR INSTRUCTOR BUS MAINT	83,644.08	95,692.74	12,048.66	86,887.97	0.00	9,651.24	96,539.21
0000327569	*JOURNEYMAN SUPPORT EQUIPMENT	53,872.00	55,536.00	1,664.00	51,665.71	7,060.23	3,555.32	62,281.26
0000316796	*SERVICEPERSON I (A)	40,539.20	40,539.20	0.00	40,920.53	87.71	0.00	41,008.24
0000302102	*BUS OPERATOR	52,707.20	52,707.20	0.00	55,848.54	19,235.86	0.00	75,084.40
0000327571	FLEET MAINTENANCE ANALYST	87,875.32	87,875.32	0.00	87,874.37	0.00	5,971.04	93,845.41
0000318082	SUPV RAIL LINE	60,756.80	60,756.80	0.00	63,759.60	20,109.71	6,280.15	90,149.46
0000334353	*BUS OPERATOR	52,187.20	52,187.20	0.00	53,234.40	7,934.30	1,605.76	62,774.46
0000320659	*BUS OPERATOR	52,187.20	52,187.20	0.00	54,505.80	18,352.82	0.00	72,858.62
0000350209	SUPV RAIL LINE	69,056.00	69,056.00	0.00	33,399.20	2,543.12	0.00	35,942.32
0000348222	*BUS OPERATOR	36,899.20	36,899.20	0.00	39,317.08	15,372.46	236.48	54,926.02
0000338299	*BUS OPERATOR	52,187.20	52,187.20	0.00	20,769.89	2,913.36	802.88	24,486.13
0000340903	*CUSTOMER INFORMATION OPERATOR	39,811.20	39,811.20	0.00	40,768.20	6,531.58	0.00	47,299.78
0000335997	*BUS OPERATOR	52,187.20	52,187.20	0.00	36,206.49	2,462.12	200.72	38,869.33
0000316266	*BUS OPERATOR	52,187.20	52,187.20	0.00	58,318.08	20,414.86	0.00	78,732.94
0000335498	*JOURNEYMAN ET-RAIL CAR MAINT	57,324.80	57,324.80	0.00	57,374.80	82.68	225.00	57,682.48
0000338673	SERVICE PLANNER III	70,291.26	70,291.26	0.00	70,028.22	0.00	0.00	70,028.22
0000339803	INSTRUCTOR BUS TECHNICAL	65,540.80	73,819.20	8,278.40	69,186.28	17,783.99	2,522.78	89,493.05
0000333663	*JOURNEYMAN RAIL CAR MECHANIC	57,324.80	57,324.80	0.00	61,547.94	14,923.74	225.00	76,696.68
0000348685	*BUS OPERATOR (DATE LAST EMPLOYED 15-May-2023)	36,899.20	36,899.20	0.00	24,427.87	1,848.09	0.00	26,275.96
0000324720	*JOURNEYMAN ET-TRAIN CONTROL	57,324.80	57,324.80	0.00	61,674.16	23,408.82	225.00	85,307.98
0000336805	*BUS OPERATOR	52,187.20	52,187.20	0.00	52,348.09	10,712.13	0.00	63,060.22
0000302901	*JOURNEYMAN ET-TRAIN CONTROL	57,844.80	57,844.80	0.00	56,114.99	1,877.20	225.00	58,217.19
0000320672	*JOURNEYMAN TRACK WALKER	57,324.80	57,324.80	0.00	59,786.30	16,091.62	0.00	75,877.92
0000341158	*BUS OPERATOR	36,899.20	40,705.60	3,806.40	32,047.45	4,146.96	1,669.91	37,864.32
0000302748	*BUS OPERATOR	52,707.20	52,707.20	0.00	58,065.01	45,843.59	0.00	103,908.60
0000337472	*SERVICEPERSON I	39,956.80	39,956.80	0.00	28,489.89	316.97	0.00	28,806.86
0000328471	*JOURNEYMAN RAIL CAR MECHANIC	57,324.80	57,324.80	0.00	57,071.64	165.36	225.00	57,462.00
0000331644	TRANSIT POLICE SERGEANT	70,761.60	73,548.80	2,787.20	64,808.26	5,964.02	4,118.48	74,890.76
0000322979	*JOURNEYMAN AUTOMOTIVE TECH	57,324.80	57,324.80	0.00	57,478.15	795.80	225.00	58,498.95
0000334590	*BUS OPERATOR	52,187.20	52,187.20	0.00	51,039.99	8,688.92	2,207.92	61,936.83
0000337778	*RAIL STATION CLEANER (DATE LAST EMPLOYED 07-Mar-2023)	35,672.00	35,672.00	0.00	29,379.44	482.35	0.00	29,861.79
0000342654	*PT BUS OPERATOR (DATE LAST EMPLOYED 01-Aug-2023)	0.00	0.00	0.00	26,371.34	2,214.26	85.69	28,671.29
0000306518	SUPV BUS MAINTENANCE	60,777.60	60,777.60	0.00	61,488.83	16,134.10	0.00	77,622.93



**METROPOLITAN ATLANTA RAPID TRANSIT AUTHORITY (MARTA)**  
**MARTOC REPORT**

EE NUMBER	TITLE	FY 22	FY 23	DIFFERENCE	REGULAR	OVERTIME	OTHER	TOTAL
		BASE SALARY	BASE SALARY	+/-	EARNINGS	EARNINGS	EARNINGS	EARNINGS
0000342997	*BUS OPERATOR	44,532.80	48,380.80	3,848.00	44,233.26	4,246.70	3,133.77	51,613.73
0000344985	*JOURNEYMAN BUS TECHNICIAN	54,142.40	54,308.80	166.40	55,862.70	10,244.08	225.00	66,331.78
0000342138	SR INFORMATION TECH AUDITOR	101,518.56	101,518.56	0.00	101,517.78	0.00	7,809.12	109,326.90
0000328465	*JOURNEYMAN ET-RAIL CAR MAINT	57,324.80	57,324.80	0.00	60,571.76	54,372.45	225.00	115,169.21
0000320577	*REVENUE AGENT	51,875.20	51,875.20	0.00	28,911.82	1,056.85	0.00	29,968.67
0000326640	SUPV CAR REPAIR INSPECTION	66,393.60	66,393.60	0.00	70,711.82	9,359.51	1,276.80	81,348.13
0000342347	TRANSIT POLICE OFFICER	54,870.40	54,870.40	0.00	59,978.15	23,870.19	3,165.60	87,013.94
0000342928	*JOURNEYMAN BODY REPAIR	57,324.80	57,324.80	0.00	57,836.81	723.46	225.00	58,785.27
0000342009	*JOURNEYMAN BODY REPAIR	57,324.80	57,324.80	0.00	60,230.08	19,626.21	225.00	80,081.29
0000346029	*JOURNEYMAN BUS TECHNICIAN	52,811.20	54,142.40	1,331.20	47,143.24	1,205.16	846.68	49,195.08
0000343277	*BUS OPERATOR	44,532.80	48,380.80	3,848.00	50,233.44	29,894.19	0.00	80,127.63
0000323665	*BUS OPERATOR	52,187.20	52,187.20	0.00	55,815.36	16,163.24	0.00	71,978.60
0000304173	*STATION AGENT	47,195.20	47,195.20	0.00	44,234.16	2,033.62	4,277.07	50,544.85
0000303572	*BUS OPERATOR	52,707.20	52,707.20	0.00	50,166.41	1,269.58	2,635.36	54,071.35
0000347577	APARC SYS ADMINISTRATOR	55,843.06	55,843.06	0.00	36,374.07	0.00	0.00	36,374.07
0000304429	*SERVICEPERSON IV	42,702.40	42,702.40	0.00	46,736.46	23,219.48	0.00	69,955.94
0000336172	*BUS OPERATOR	52,187.20	52,187.20	0.00	52,209.37	13,183.28	2,609.36	68,002.01
0000348226	*BUS OPERATOR	36,899.20	36,899.20	0.00	39,400.02	8,654.71	0.00	48,054.73
0000324899	*RAIL STATION CLEANER	35,672.00	35,672.00	0.00	37,321.27	5,305.79	137.20	42,764.26
0000304455	*JOURNEYMAN ET-RAIL CAR MAINT	57,844.80	57,844.80	0.00	64,631.21	36,177.40	225.00	101,033.61
0000330843	SR COST ANALYST	95,969.12	123,734.52	27,765.40	112,372.58	0.00	10,932.53	123,305.11
0000348938	SR GRC SECURITY ANALYST	100,000.16	100,000.16	0.00	84,615.60	0.00	0.00	84,615.60
0000347225	*BUS OPERATOR	36,899.20	40,705.60	3,806.40	37,404.79	13,692.61	0.00	51,097.40
0000303096	*BUS DISPATCHER (BLOCKOUT)	52,312.00	52,811.20	499.20	27,703.54	3,008.00	201.20	30,912.74
0000345406	*CUSTOMER INFORMATION OPERATOR (DATE LAST EMPLOYED 25-Jun-2023)	36,296.00	38,168.00	1,872.00	37,200.02	1,316.03	0.00	38,516.05
0000304377	*JOURNEYMAN ET-RADIO MAINT	57,844.80	57,844.80	0.00	61,170.13	42,549.45	225.00	103,944.58
0000304890	*BUS OPERATOR	52,707.20	52,707.20	0.00	55,365.47	12,494.01	0.00	67,859.48
0000345300	TRANSIT POLICE CORPORAL	50,731.20	54,870.40	4,139.20	46,048.26	24,175.64	12,179.40	82,403.30
0000338761	*SERVICEPERSON I	36,212.80	39,956.80	3,744.00	37,869.92	6,093.12	0.00	43,963.04
0000320199	*STATION AGENT	46,675.20	46,675.20	0.00	44,694.42	2,288.88	2,872.32	49,855.62
0000343249	COST ANALYST	78,302.90	80,886.78	2,583.88	69,917.75	0.00	1,429.44	71,347.19
0000328301	DIR SAFETY MANAGEMENT SYSTEMS	136,115.72	146,000.14	9,884.42	142,957.80	0.00	7,487.95	150,445.75
0000348452	MOBILITY CUSTOMER CARE REP	40,423.50	40,423.50	0.00	40,920.94	1,713.55	0.00	42,634.49
0000348607	*JOURNEYMAN BUS TECHNICIAN	52,811.20	52,811.20	0.00	50,077.04	16,175.17	0.00	66,252.21
0000321214	*RAIL STATION CLEANER	35,672.00	35,672.00	0.00	34,335.78	4,694.82	4,527.60	43,558.20

METROPOLITAN ATLANTA RAPID TRANSIT AUTHORITY (MARTA)  
MARTOC REPORT

EE NUMBER	TITLE	FY 22 BASE SALARY	FY 23 BASE SALARY	DIFFERENCE +/-	REGULAR EARNINGS	OVERTIME EARNINGS	OTHER EARNINGS	TOTAL EARNINGS
0000350162	CONTRACT SPECIALIST III	80,000.18	80,000.18	0.00	36,615.50	0.00	0.00	36,615.50
0000340790	*JOURNEYMAN LIGHT RAIL TECH	57,324.80	57,324.80	0.00	57,671.45	24,225.31	0.00	81,896.76
0000318949	*STATION AGENT	46,675.20	46,675.20	0.00	45,455.93	16,762.68	0.00	62,218.61
0000304334	*BUS OPERATOR	52,707.20	52,707.20	0.00	57,988.62	19,057.92	0.00	77,046.54
0000349301	*BUS OPERATOR	36,899.20	36,899.20	0.00	24,914.37	6,185.55	0.00	31,099.92
0000331299	AUDITOR III	76,640.72	85,907.12	9,266.40	77,351.97	0.00	0.00	77,351.97
0000303433	PARKING SERVICES CASHIER PT	0.00	0.00	0.00	30,436.67	3,266.80	88.35	33,791.82
0000350047	SUPPORT ANALYST II (DATE LAST EMPLOYED 13-Apr-2023)	60,000.20	60,000.20	0.00	19,615.45	0.00	769.55	20,385.00
0000303417	*SERVICEPERSON I	40,476.80	40,476.80	0.00	41,144.67	875.71	0.00	42,020.38
0000350434	QA ENGINEER	86,277.88	86,277.88	0.00	36,170.45	0.00	0.00	36,170.45
0000330378	*BUS OPERATOR	52,187.20	52,187.20	0.00	51,364.29	1,789.24	3,813.68	56,967.21
0000346110	IT PROJECT MANAGER	88,962.64	95,092.66	6,130.02	92,971.47	0.00	0.00	92,971.47
0000326722	*JOURNEYMAN ET-TRAIN CONTROL (DATE LAST EMPLOYED 01-Feb-2023)	57,324.80	57,324.80	0.00	37,591.84	578.77	0.00	38,170.61
0000343100	QA ENGINEER	100,589.84	100,589.84	0.00	100,588.41	0.00	0.00	100,588.41
0000332760	OFFICE ADMINISTRATOR II	44,460.00	62,248.94	17,788.94	53,531.54	4,325.83	0.00	57,857.37
0000337233	MGR REPROGRAPHICS	47,486.40	80,410.20	32,923.80	58,937.76	543.96	0.00	59,481.72
0000324690	*BUS OPERATOR	36,899.20	36,899.20	0.00	19,815.52	2,117.42	0.00	21,932.94
0000330506	*JOURNEYMAN RAIL CAR MECHANIC	57,324.80	57,324.80	0.00	59,262.66	7,141.50	225.00	66,629.16
0000320261	FINANCIAL ANALYST II	87,640.54	87,640.54	0.00	87,639.95	0.00	4,494.40	92,134.35
0000343017	SR ASSOCIATE COUNSEL	124,259.46	124,259.46	0.00	124,259.30	0.00	0.00	124,259.30
0000341605	*BUS OPERATOR	48,380.80	52,187.20	3,806.40	52,598.02	16,603.61	200.72	69,402.35
0000346788	*JOURNEYMAN BUS TECHNICIAN	49,732.80	53,352.00	3,619.20	40,588.24	2,821.64	225.00	43,634.88
0000321145	*PT BUS OPERATOR	23,062.00	23,062.00	0.00	19,788.16	220.87	0.00	20,009.03
0000348715	*JOURNEYMAN BUS TECHNICIAN	52,811.20	52,811.20	0.00	49,971.21	12,911.46	0.00	62,882.67
0000326990	MGR SAFETY	124,038.98	124,038.98	0.00	124,040.41	0.00	9,541.47	133,581.88
0000348929	SR DIR BUDGET & GRANTS	170,000.22	170,000.22	0.00	169,134.92	0.00	0.00	169,134.92
0000302954	SUPT BUS MAINTENANCE GARAGE	81,923.14	81,923.14	0.00	81,921.15	0.00	11,343.24	93,264.39
0000302208	*DYNAMOMETER OPERATOR	57,844.80	57,844.80	0.00	60,272.56	55,668.78	225.00	116,166.34
0000350461	APARC COMM CTR OPR	46,605.00	46,605.00	0.00	17,865.25	5,709.14	0.00	23,574.39
0000325080	*JOURNEYMAN ELEC POWER ELECT	57,324.80	57,324.80	0.00	59,744.28	40,120.48	225.00	100,089.76
0000320825	*JOURNEYMAN ELEC POWER ELECT	57,324.80	57,324.80	0.00	59,682.95	6,800.45	225.00	66,708.40
0000342304	*BUS OPERATOR	48,380.80	52,187.20	3,806.40	36,086.13	17,374.26	0.00	53,460.39
0000348478	*BUS OPERATOR	36,899.20	36,899.20	0.00	35,739.92	12,172.56	0.00	47,912.48
0000347873	*BUS OPERATOR (DATE LAST EMPLOYED 31-Mar-2023)	36,899.20	36,899.20	0.00	25,720.74	4,632.06	0.00	30,352.80

**METROPOLITAN ATLANTA RAPID TRANSIT AUTHORITY (MARTA)**  
**MARTOC REPORT**

EE NUMBER	TITLE	FY 22	FY 23	DIFFERENCE	REGULAR	OVERTIME	OTHER	TOTAL
		BASE SALARY	BASE SALARY	+/-	EARNINGS	EARNINGS	EARNINGS	EARNINGS
0000303101	*JOURNEYMAN BODY REPAIR	57,844.80	57,844.80	0.00	62,913.29	38,774.14	225.00	101,912.43
0000303103	CONTRACT PROFESSIONAL DISPATCH	0.00	0.00	0.00	67,268.99	8,953.46	0.00	76,222.45
0000320922	*JOURNEYMAN BODY REPAIR	57,324.80	57,324.80	0.00	59,062.56	3,203.85	225.00	62,491.41
0000332234	TRANSIT POLICE SERGEANT	79,539.20	79,539.20	0.00	81,361.72	21,817.24	10,707.20	113,886.16
0000344488	AGM PLANNING	178,772.62	205,000.12	26,227.50	195,023.38	0.00	9,543.91	204,567.29
0000321603	*SERVICEPERSON I	39,956.80	39,956.80	0.00	40,799.24	799.63	0.00	41,598.87
0000347556	PERFORMANCE ANALYST	62,368.80	62,368.80	0.00	62,368.24	0.00	2,038.98	64,407.22
0000345464	DIVERSITY EEO INVESTIGATOR	75,027.94	75,027.94	0.00	75,028.21	0.00	0.00	75,028.21
0000330887	*BUS OPERATOR	52,187.20	52,187.20	0.00	51,142.57	16,133.88	0.00	67,276.45
0000332080	*BUS OPERATOR	52,187.20	52,187.20	0.00	42,767.51	1,395.17	4,014.41	48,177.09
0000350228	*BUS OPERATOR	36,899.20	36,899.20	0.00	19,770.47	6,797.84	0.00	26,568.31
0000323163	*BUS OPERATOR	52,187.20	52,187.20	0.00	52,926.44	4,183.97	0.00	57,110.41
0000302276	SR MAINTENANCE PLANNER RELIEF	78,166.40	78,166.40	0.00	79,603.26	13,707.88	7,516.00	100,827.14
0000332580	MECHANICAL ENGINEER V	83,824.52	83,824.52	0.00	83,828.07	0.00	6,877.93	90,706.00
0000345431	ACCOUNTING SPECIALIST II	42,432.00	50,017.50	7,585.50	44,911.08	2,538.89	2,162.63	49,612.60
0000337866	PROJECT MANAGER II	108,893.20	108,893.20	0.00	108,891.50	0.00	12,006.20	120,897.70
0000304046	*RAIL STATION CLEANER	35,672.00	36,192.00	520.00	38,189.70	14,945.10	0.00	53,134.80
0000319801	TRANSIT POLICE OFFICER	66,726.40	69,409.60	2,683.20	-7,846.27	116,170.77	93,658.92	201,983.42
0000318676	OPERATIONS PROGRAM MANAGER	126,424.74	126,424.74	0.00	126,423.49	0.00	16,046.25	142,469.74
0000331793	ELECTRICAL MAINTENANCE INSPECT	65,110.50	65,110.50	0.00	63,654.00	47,598.53	9,856.50	121,109.03
0000340742	SUPV LIGHT RAIL TRANSPORTATION	57,553.60	60,756.80	3,203.20	58,682.48	5,376.86	2,600.98	66,660.32
0000341159	*BUS OPERATOR	48,380.80	52,187.20	3,806.40	47,106.41	7,558.36	4,342.64	59,007.41
0000346803	TRANSIT POLICE OFFICER	46,904.00	50,731.20	3,827.20	45,184.90	13,366.53	8,254.40	66,805.83
0000335543	*STATION AGENT	39,104.00	42,432.00	3,328.00	42,468.00	14,871.30	0.00	57,339.30
0000324789	*BUS OPERATOR	52,187.20	52,187.20	0.00	39,719.72	4,449.31	4,746.53	48,915.56
0000304612	SR MOBILITY SVC AGENT	40,521.00	53,410.50	12,889.50	46,102.50	3,997.43	4,664.96	54,764.89
0000304926	MAINTENANCE PLANNER BUS (DATE LAST EMPLOYED 01-Aug-2023)	68,452.80	68,452.80	0.00	70,532.58	24,947.01	12,761.40	108,240.99
0000333111	TRANSIT POLICE OFFICER SPECIAL	64,168.00	66,726.40	2,558.40	43,634.71	45,152.91	35,138.26	123,925.88
0000332510	TRANSIT POLICE OFFICER	66,726.40	69,409.60	2,683.20	60,620.04	16,003.24	13,925.48	90,548.76
0000343224	*JOURNEYMAN SUPPORT EQUIPMENT	54,308.80	55,536.00	1,227.20	43,652.61	7,500.11	225.00	51,377.72
0000337217	MGR TECHNICAL TRAINING	108,508.92	108,508.92	0.00	108,509.00	0.00	0.00	108,509.00
0000304697	*JOURNEYMAN TRACK MAINTAINER	57,844.80	57,844.80	0.00	63,018.85	13,891.17	278.10	77,188.12
0000333578	*BUS OPERATOR	52,187.20	52,187.20	0.00	54,490.09	11,809.61	1,605.76	67,905.46
0000321483	*BUS OPERATOR	52,187.20	52,187.20	0.00	52,948.97	23,715.44	3,702.81	80,367.22
0000326637	*JOURNEYMAN RAIL CAR MECHANIC	57,324.80	57,324.80	0.00	60,403.47	11,668.23	225.00	72,296.70

**METROPOLITAN ATLANTA RAPID TRANSIT AUTHORITY (MARTA)**  
**MARTOC REPORT**

EE NUMBER	TITLE	FY 22 BASE SALARY	FY 23 BASE SALARY	DIFFERENCE +/-	REGULAR EARNINGS	OVERTIME EARNINGS	OTHER EARNINGS	TOTAL EARNINGS
0000345820	*BUS OPERATOR	40,705.60	44,532.80	3,827.20	43,929.32	7,778.44	1,423.76	53,131.52
0000305795	*JOURNEYMAN ELEC POWER ELECT	57,844.80	57,844.80	0.00	59,681.69	20,492.60	225.00	80,399.29
0000341874	*JOURNEYMAN TRACK MAINTAINER (DATE LAST EMPLOYED 07-Dec-2022)	57,324.80	57,324.80	0.00	27,994.07	4,568.09	0.00	32,562.16
0000325093	*BUS OPERATOR	52,187.20	52,187.20	0.00	50,899.11	6,066.89	3,665.68	60,631.68
0000326867	SUPV BUS TRANSPORTATION	68,265.60	68,265.60	0.00	65,948.25	1,056.57	2,606.40	69,611.22
0000339663	*RAIL STATION CLEANER	35,672.00	35,672.00	0.00	37,899.28	9,363.90	0.00	47,263.18
0000319987	TRANSIT POLICE CORPORAL	69,409.60	72,196.80	2,787.20	32,217.92	92,448.19	54,540.38	179,206.49
0000345920	*BUS OPERATOR	40,705.60	44,532.80	3,827.20	40,615.36	13,218.21	1,810.48	55,644.05
0000319798	TRANSIT POLICE OFFICER	66,726.40	69,409.60	2,683.20	68,810.35	24,372.53	10,633.61	103,816.49
0000321981	*JOURNEYMAN ET-LABORATORY	57,324.80	57,324.80	0.00	59,049.07	18,954.41	225.00	78,228.48
0000345531	TRANSIT POLICE OFFICER	48,776.00	50,731.20	1,955.20	41,404.28	23,709.75	18,512.01	83,626.04
0000320326	PLANNER AUTOMATIC TRAIN CONTR	68,452.80	68,452.80	0.00	71,697.06	26,539.29	0.00	98,236.35
0000321103	*JOURNEYMAN ET-RAIL CAR MAINT	53,872.00	55,536.00	1,664.00	56,375.50	13,492.51	225.00	70,093.01
0000332186	TRANSIT POLICE LIEUTENANT	79,539.20	86,548.80	7,009.60	91,585.07	19,684.90	11,120.75	122,390.72
0000337836	*JOURNEYMAN SUPPORT EQUIPMENT	57,324.80	57,324.80	0.00	47,673.48	22,406.30	225.00	70,304.78
0000306134	*BUS OPERATOR	52,707.20	52,707.20	0.00	52,923.60	14,624.07	2,027.20	69,574.87
0000330991	DIVISION DISPATCHER	74,829.30	68,182.40	-6,646.90	69,388.32	2,687.96	8,195.00	80,271.28
0000306271	SR COST ANALYST	94,651.18	123,734.52	29,083.34	112,749.59	0.00	20,940.97	133,690.56
0000332382	TRANSIT POLICE SERGEANT	73,548.80	76,481.60	2,932.80	50,904.35	55,441.66	31,620.77	137,966.78
0000332790	TRANSIT POLICE OFFICER SPECIAL	64,168.00	66,726.40	2,558.40	69,482.72	13,676.84	3,842.08	87,001.64
0000304902	*BUS OPERATOR	52,707.20	52,707.20	0.00	49,986.00	8,608.23	4,960.31	63,554.54
0000339569	*BUS OPERATOR	52,187.20	52,187.20	0.00	55,507.38	19,003.93	0.00	74,511.31
0000305835	SR INSTRUCTOR RAIL MAINT	86,307.00	98,515.56	12,208.56	89,261.12	0.00	5,467.88	94,729.00
0000305315	*PT BUS OPERATOR	0.00	0.00	0.00	22,563.60	0.00	0.00	22,563.60
0000305597	*JOURNEYMAN ET-RAIL CAR MAINT	57,844.80	57,844.80	0.00	57,755.78	93.87	225.00	58,074.65
0000336001	*BUS OPERATOR	52,187.20	52,187.20	0.00	39,642.74	12,915.49	0.00	52,558.23
0000322978	*JOURNEYMAN RAIL CAR MECHANIC	57,324.80	57,324.80	0.00	60,110.13	51,644.01	225.00	111,979.14
0000342505	*BUS OPERATOR	48,380.80	52,187.20	3,806.40	43,755.11	9,990.89	2,775.16	56,521.16
0000339414	*BUS OPERATOR	52,187.20	52,187.20	0.00	47,429.06	17,608.41	4,130.60	69,168.07
0000328844	*JOURNEYMAN ET-TRAIN CONTROL	57,324.80	57,324.80	0.00	60,799.13	16,556.71	225.00	77,580.84
0000307129	*BUS OPERATOR	52,187.20	52,707.20	520.00	48,910.52	854.50	1,415.04	51,180.06
0000331641	MGR TECH SYSTEMS SUPPORT	110,448.78	124,017.14	13,568.36	111,492.80	0.00	6,372.06	117,864.86
0000325787	SR TECHNICAL SERVICES ENGINEER	102,480.56	102,480.56	0.00	102,086.01	0.00	2,496.33	104,582.34
0000320420	*BUS OPERATOR	52,187.20	52,187.20	0.00	52,502.32	16,654.36	4,014.40	73,171.08

**METROPOLITAN ATLANTA RAPID TRANSIT AUTHORITY (MARTA)**  
**MARTOC REPORT**

EE NUMBER	TITLE	FY 22 BASE SALARY	FY 23 BASE SALARY	DIFFERENCE +/-	REGULAR EARNINGS	OVERTIME EARNINGS	OTHER EARNINGS	TOTAL EARNINGS
0000333097	*BUS OPERATOR	52,187.20	52,187.20	0.00	32,127.61	248.40	3,036.66	35,412.67
0000342556	CONTRACT PROFESSIONAL	0.00	0.00	0.00	94,641.55	0.00	0.00	94,641.55
0000302969	BREEZE CARD FULFILLMENT AGENT	34,105.50	34,105.50	0.00	34,367.92	0.00	3,935.26	38,303.18
0000304983	*REVENUE AGENT	52,395.20	52,395.20	0.00	54,460.41	859.63	0.00	55,320.04
0000305077	*PT BUS OPERATOR	0.00	0.00	0.00	20,182.17	0.00	0.00	20,182.17
0000322977	*JOURNEYMAN BUS TECHNICIAN	56,451.20	56,451.20	0.00	58,975.48	7,684.04	225.00	66,884.52
0000348531	SR MGR SYSTEMS ENGINEERING	142,857.52	142,857.52	0.00	136,814.11	0.00	0.00	136,814.11
0000305760	MAINTENANCE PLANNER-RAIL (DATE LAST EMPLOYED 01-Jun-2023)	69,700.80	69,700.80	0.00	60,049.92	0.00	4,021.20	64,071.12
0000342767	TRANSIT POLICE OFFICER	52,728.00	54,870.40	2,142.40	42,352.14	37,332.29	16,412.00	96,096.43
0000303746	*RAIL OPERATOR	52,707.20	52,707.20	0.00	42,841.28	1,574.86	4,033.39	48,449.53
0000304595	*SERVICEPERSON II	40,476.80	40,476.80	0.00	41,927.94	10,844.15	934.08	53,706.17
0000320152	*RAIL OPERATOR	52,187.20	52,187.20	0.00	53,314.74	15,982.19	602.16	69,899.09
0000324688	*BUS OPERATOR	52,187.20	52,187.20	0.00	45,813.88	5,661.50	3,211.52	54,686.90
0000332184	SUPV BUS & RAIL STORES	66,456.00	66,456.00	0.00	67,021.74	4,849.86	0.00	71,871.60
0000306385	*BUS OPERATOR	52,707.20	52,707.20	0.00	46,140.94	5,642.66	1,216.32	52,999.92
0000335108	*BUS OPERATOR	52,187.20	52,187.20	0.00	56,162.86	10,597.73	0.00	66,760.59
0000345617	*BUS OPERATOR (DATE LAST EMPLOYED 13-Dec-2022)	40,705.60	40,705.60	0.00	19,886.48	2,544.54	782.80	23,213.82
0000346151	SR PERFORMANCE ANALYST	76,128.00	81,875.04	5,747.04	79,061.31	0.00	282.51	79,343.82
0000306063	*JOURNEYMAN STRUCTURAL INSPECT	57,844.80	57,844.80	0.00	60,564.56	5,276.98	0.00	65,841.54
0000331586	OFFICE ADMINISTRATOR II	63,509.16	63,509.16	0.00	63,508.08	0.00	0.00	63,508.08
0000315522	*SERVICEPERSON I	39,956.80	40,476.80	520.00	42,819.95	11,203.50	0.00	54,023.45
0000307431	PROTECTIVE SPEC POLICE CADET	48,318.40	48,318.40	0.00	55,318.12	155.81	7,782.05	63,255.98
0000345002	TRANSIT POLICE OFFICER	46,904.00	48,776.00	1,872.00	43,709.18	18,645.55	10,005.18	72,359.91
0000303654	*RAIL OPERATOR	52,707.20	52,707.20	0.00	53,168.38	11,278.79	3,097.07	67,544.24
0000349008	*RAIL STATION CLEANER	32,032.00	32,032.00	0.00	26,497.12	0.00	0.00	26,497.12
0000347206	BUS STOP PLANNER III	69,105.92	69,105.92	0.00	69,329.67	0.00	0.00	69,329.67
0000345471	*BUS OPERATOR	40,705.60	44,532.80	3,827.20	42,027.56	18,388.95	1,857.52	62,274.03
0000345036	MGR SECURITY & EMERGENCY MGMT	90,005.24	101,566.40	11,561.16	94,140.53	0.00	5,527.11	99,667.64
0000322944	TRANSIT POLICE OFFICER SPECIAL	72,196.80	72,196.80	0.00	50,713.92	46,640.35	32,360.04	129,714.31
0000306367	*JOURNEYMAN ET-LABORATORY	57,844.80	57,844.80	0.00	60,036.18	21,285.16	225.00	81,546.34
0000343825	*JOURNEYMAN BODY REPAIR	49,732.80	55,536.00	5,803.20	63,624.23	46,921.98	225.00	110,771.21
0000302222	CONTRACT INSTRUCTOR	0.00	0.00	0.00	47,542.88	0.00	0.00	47,542.88
0000322244	*JOURNEYMAN OVERHAULER	57,324.80	57,324.80	0.00	51,328.08	16,246.66	225.00	67,799.74
0000330534	*RAIL OPERATOR	52,187.20	52,187.20	0.00	48,718.57	16,435.32	4,240.52	69,394.41
0000349913	*RAIL STATION CLEANER	30,180.80	30,180.80	0.00	18,921.04	8,608.07	0.00	27,529.11

**METROPOLITAN ATLANTA RAPID TRANSIT AUTHORITY (MARTA)**  
**MARTOC REPORT**

EE NUMBER	TITLE	FY 22 BASE SALARY	FY 23 BASE SALARY	DIFFERENCE +/-	REGULAR EARNINGS	OVERTIME EARNINGS	OTHER EARNINGS	TOTAL EARNINGS
0000339671	*SERVICEPERSON I	39,956.80	39,956.80	0.00	46,981.06	16,722.19	0.00	63,703.25
0000335873	SUPV TECH SUPPORT SVCS CENTR	84,156.02	84,156.02	0.00	84,157.30	0.00	0.00	84,157.30
0000321555	*JOURNEYMAN ET-RADIO MAINT	52,104.00	49,732.80	-2,371.20	53,550.55	4,892.25	818.24	59,261.04
0000303855	*PT BUS OPERATOR	0.00	0.00	0.00	24,317.60	0.00	443.50	24,761.10
0000335369	ENTERPRISE SYSTEMS ENGINEER	94,266.12	94,266.12	0.00	94,266.50	0.00	9,450.80	103,717.30
0000346886	*BUS OPERATOR	36,899.20	40,705.60	3,806.40	36,490.11	11,119.85	1,657.00	49,266.96
0000332955	TRANSIT POLICE LIEUTENANT	90,022.40	90,022.40	0.00	91,821.60	16,893.32	7,790.40	116,505.32
0000302914	SUPV REDUCED FARE ELIGIBILITY (DATE LAST EMPLOYED 01-May-2023)	63,899.94	63,899.94	0.00	30,731.82	0.00	0.00	30,731.82
0000304695	SUPV BUS MAINTENANCE	68,452.80	68,452.80	0.00	65,394.30	25,486.67	2,720.35	93,601.32
0000334856	*BUS OPERATOR	52,187.20	52,187.20	0.00	53,851.54	8,788.28	0.00	62,639.82
0000302723	*RAIL OPERATOR	52,707.20	52,707.20	0.00	50,218.12	1,038.49	3,648.96	54,905.57
0000303292	*CUSTOMER INFO OPERATOR PT	0.00	0.00	0.00	22,384.58	0.00	124.64	22,509.22
0000345551	TRANSIT POLICE OFFICER (DATE LAST EMPLOYED 10-May-2023)	52,728.00	54,870.40	2,142.40	51,248.31	7,181.58	1,899.36	60,329.25
0000330501	*JOURNEYMAN AA BUS TECHNICIAN	57,324.80	57,324.80	0.00	55,069.13	46,972.61	1,106.92	103,148.66
0000314760	HR INFORMATION SYSTEMS SPEC I	35,763.00	45,786.00	10,023.00	42,884.96	2,705.24	0.00	45,590.20
0000344110	*JOURNEYMAN ET-RADIO MAINT	54,142.40	49,732.80	-4,409.60	54,619.73	5,838.07	225.00	60,682.80
0000335554	*BUS OPERATOR	52,187.20	52,187.20	0.00	52,153.49	20,588.72	2,936.30	75,678.51
0000345847	*JOURNEYMAN RAIL CAR MECHANIC	54,308.80	55,536.00	1,227.20	34,591.37	460.20	1,896.04	36,947.61
0000327312	*JOURNEYMAN ET-RAIL CAR MAINT	57,324.80	57,324.80	0.00	57,206.64	1,963.65	225.00	59,395.29
0000329363	*RAIL OPERATOR	52,187.20	52,187.20	0.00	54,514.23	15,069.93	1,605.76	71,189.92
0000321041	*JOURNEYMAN ELEC POWER ELECT	57,324.80	57,324.80	0.00	60,345.22	7,709.92	2,429.80	70,484.94
0000327720	*BUS OPERATOR	52,187.20	52,187.20	0.00	57,083.19	35,077.45	434.81	92,595.45
0000342840	AGM INFRASTRUCTURE	227,321.64	227,321.64	0.00	226,451.29	0.00	874.32	227,325.61
0000319715	*MATERIAL CONTROLLER (DATE LAST EMPLOYED 21-Dec-2022)	53,185.60	53,185.60	0.00	23,241.86	652.04	0.00	23,893.90
0000302165	CONTRACT PROFESSIONAL	0.00	0.00	0.00	48,260.40	0.00	0.00	48,260.40
0000348795	*BUS OPERATOR	36,899.20	36,899.20	0.00	34,347.23	3,295.45	0.00	37,642.68
0000335865	*MATERIAL CONTROLLER	46,716.80	47,798.40	1,081.60	44,847.23	34.47	731.20	45,612.90
0000329365	*RAIL OPERATOR	52,187.20	52,187.20	0.00	45,903.53	2,176.51	4,377.03	52,457.07
0000343571	*BUS OPERATOR	44,532.80	48,380.80	3,848.00	49,057.70	15,447.42	0.00	64,505.12
0000303218	RAIL SERVICES CONTROLLER	78,228.80	78,228.80	0.00	70,101.52	3,873.85	8,801.12	82,776.49
0000303395	*BUS OPERATOR	52,707.20	52,707.20	0.00	50,080.79	14,150.87	4,054.40	68,286.06
0000309936	SUPV BUS TRANSPORTATION	62,441.60	62,441.60	0.00	59,944.84	1,561.04	960.64	62,466.52
0000332761	TRANSIT POLICE SERGEANT	76,481.60	79,539.20	3,057.60	59,136.00	20,366.95	23,984.08	103,487.03
0000333672	*BUS OPERATOR	52,187.20	52,187.20	0.00	50,416.23	3,598.38	0.00	54,014.61

**METROPOLITAN ATLANTA RAPID TRANSIT AUTHORITY (MARTA)**  
**MARTOC REPORT**

AS OF : 30-JUN-  
DATE PRINTED : 16-AUG-2023

EE NUMBER	TITLE	FY 22	FY 23	DIFFERENCE	REGULAR	OVERTIME	OTHER	TOTAL
		BASE SALARY	BASE SALARY	+/-	EARNINGS	EARNINGS	EARNINGS	EARNINGS
0000348783	*BUS OPERATOR	36,899.20	36,899.20	0.00	37,218.06	8,193.04	0.00	45,411.10
0000305617	SUPV RAIL LINE	66,414.40	66,414.40	0.00	68,467.57	12,355.37	3,185.02	84,007.96
0000345354	SR DIR LITIGATION & ADMIN	171,392.26	171,392.26	0.00	171,084.69	0.00	0.00	171,084.69
0000304676	QA ENGINEER	100,589.84	100,589.84	0.00	100,216.88	0.00	9,787.76	110,004.64
0000318679	*RAIL OPERATOR	52,187.20	52,187.20	0.00	53,122.92	5,902.38	1,405.04	60,430.34
0000303426	SUPV RAIL CAR APPEARANCE	63,710.40	63,710.40	0.00	67,727.80	9,398.54	1,347.73	78,474.07
0000325085	*JOURNEYMAN ELEC POWER ELECT	57,324.80	57,324.80	0.00	59,120.57	4,382.04	225.00	63,727.61
0000316072	TRANSIT POLICE SERGEANT	79,539.20	79,539.20	0.00	85,959.94	16,522.98	4,665.28	107,148.20
0000337662	TRANSIT POLICE DETECTIVE	64,168.00	66,726.40	2,558.40	54,863.63	53,390.99	19,125.00	127,379.62
0000306433	*STATION AGENT	47,195.20	47,195.20	0.00	48,233.25	8,627.93	1,270.64	58,131.82
0000302568	*STATION AGENT	47,195.20	47,195.20	0.00	45,986.97	816.84	2,541.29	49,345.10
0000337667	SUPV RAIL CAR APPEARANCE	61,256.00	61,256.00	0.00	61,687.01	11,555.14	2,356.00	75,598.15
0000329431	SR ASSOCIATE COUNSEL WKRS COMP	126,044.36	126,044.36	0.00	126,043.52	0.00	3,878.29	129,921.81
0000339071	*BUS OPERATOR	52,187.20	52,187.20	0.00	52,828.24	13,201.75	0.00	66,029.99
0000341493	TRANSIT POLICE OFFICER	61,713.60	64,168.00	2,454.40	65,356.14	21,885.44	3,244.12	90,485.70
0000347693	*JOURNEYMAN ET-COMPUTER MAINT	49,732.80	54,308.80	4,576.00	55,058.74	12,300.25	450.00	67,808.99
0000321150	SUPV MOBILITY RESERVATIONS	60,716.50	60,716.50	0.00	60,717.68	0.00	6,538.74	67,256.42
0000302600	*BUS OPERATOR	52,707.20	52,707.20	0.00	57,668.83	16,474.03	0.00	74,142.86
0000347970	CRIMINAL JUSTICE INFO TECH REC	42,848.00	43,617.60	769.60	48,542.40	2,811.91	1,895.20	53,249.51
0000349915	GOVT AFFAIRS PROG MGR	88,951.98	88,951.98	0.00	51,318.51	0.00	0.00	51,318.51
0000322037	SUPV RAIL LINE	64,480.00	64,480.00	0.00	66,925.76	24,212.36	3,009.00	94,147.12
0000346063	*BUS OPERATOR	40,705.60	44,532.80	3,827.20	43,276.05	23,210.75	0.00	66,486.80
0000345447	*BUS OPERATOR	40,705.60	44,532.80	3,827.20	44,009.21	16,216.07	0.00	60,225.28
0000332084	*BUS OPERATOR	52,187.20	52,187.20	0.00	47,597.83	3,384.96	4,415.85	55,398.64
0000325950	ARCHITECT VI	103,871.56	103,871.56	0.00	98,279.96	0.00	5,593.14	103,873.10
0000350005	*SERVICEPERSON VII GROUNDSKEEPER	36,649.60	36,649.60	0.00	19,734.40	1,136.50	0.00	20,870.90
0000344869	*JOURNEYMAN BUS TECHNICIAN	54,142.40	54,308.80	166.40	56,047.71	4,348.90	225.00	60,621.61
0000343496	PROTECTIVE SPEC POLICE CADET	53,872.00	41,600.00	-12,272.00	49,062.34	4,079.10	0.00	53,141.44
0000345926	TRANSIT POLICE OFFICER SPECIAL	50,731.20	52,728.00	1,996.80	55,457.60	15,751.70	1,197.60	72,406.90
0000348682	*BUS OPERATOR (DATE LAST EMPLOYED 21-Apr-2023)	36,899.20	36,899.20	0.00	30,476.15	4,910.15	0.00	35,386.30
0000320654	*BUS OPERATOR	52,187.20	52,187.20	0.00	37,208.91	201.00	5,820.88	43,230.79
0000347641	*PT BUS OPERATOR	0.00	0.00	0.00	38,055.66	7,267.20	141.92	45,464.78
0000332988	ASST SUPV FIELD DATA COLL	59,390.76	59,390.76	0.00	59,391.95	0.00	0.00	59,391.95
0000344072	*JOURNEYMAN SUPPORT EQUIPMENT	49,732.80	49,732.80	0.00	50,739.20	1,963.63	225.00	52,927.83
0000319273	FOREMAN TRACK & STRCT	69,056.00	69,056.00	0.00	72,465.66	31,632.94	2,988.00	107,086.60

METROPOLITAN ATLANTA RAPID TRANSIT AUTHORITY (MARTA)  
MARTOC REPORT

EE NUMBER	TITLE	FY 22 BASE SALARY	FY 23 BASE SALARY	DIFFERENCE +/-	REGULAR EARNINGS	OVERTIME EARNINGS	OTHER EARNINGS	TOTAL EARNINGS
0000322151	ROOF INSPECTOR III	79,204.32	79,204.32	0.00	79,207.22	0.00	7,006.54	86,213.76
0000347165	*BUS OPERATOR	36,899.20	40,705.60	3,806.40	40,679.03	12,674.83	0.00	53,353.86
0000337520	*JOURNEYMAN STRUCTURAL INSPECT	57,324.80	57,324.80	0.00	59,097.30	17,280.14	0.00	76,377.44
0000333633	*JOURNEYMAN ET-COMPUTER MAINT	57,324.80	57,324.80	0.00	57,174.99	2,511.41	886.44	60,572.84
0000343970	*JOURNEYMAN AA BUS TECHNICIAN	57,324.80	57,324.80	0.00	61,612.15	48,637.40	225.00	110,474.55
0000333343	*JOURNEYMAN TRACK MAINTAINER	57,324.80	57,324.80	0.00	59,428.02	25,444.81	0.00	84,872.83
0000327898	*BUS OPERATOR	52,187.20	52,187.20	0.00	48,765.77	5,113.96	4,280.87	58,160.60
0000346977	CLEARINGHOUSE SPEC	47,463.00	47,463.00	0.00	47,838.77	1,175.94	3,788.53	52,803.24
0000321511	MGR MEDIA SALES	67,824.12	85,480.20	17,656.08	71,747.66	0.00	9,912.74	81,660.40
0000320418	*JOURNEYMAN TRACK WALKER	57,324.80	57,324.80	0.00	58,284.28	19,295.49	4,134.00	81,713.77
0000334501	*RAIL OPERATOR	52,187.20	52,187.20	0.00	48,032.13	6,055.56	4,219.94	58,307.63
0000348789	APARC SYSTEM ANALYST	60,552.18	60,552.18	0.00	44,193.17	165.66	0.00	44,358.83
0000336913	*BUS OPERATOR	52,187.20	52,187.20	0.00	43,695.61	5,568.50	2,810.09	52,074.20
0000340448	*BUS OPERATOR	48,380.80	52,187.20	3,806.40	48,925.63	12,783.76	3,343.25	65,052.64
0000346378	CHF CAPITAL PRGS EXP & INNOV (DATE LAST EMPLOYED 23-Sep-2022)	259,920.96	259,920.96	0.00	74,016.32	0.00	23,246.27	97,262.59
0000329350	*RAIL OPERATOR	52,187.20	52,187.20	0.00	55,092.15	15,857.99	0.00	70,950.14
0000303212	SUPT STATION ZONE SERVICES (DATE LAST EMPLOYED 01-Apr-2023)	84,537.70	84,537.70	0.00	34,300.06	0.00	25,918.33	60,218.39
0000346113	SR ASSOCIATE COUNSEL (DATE LAST EMPLOYED 05-Aug-2022)	119,480.14	119,480.14	0.00	26,040.58	0.00	5,668.89	31,709.47
0000347188	CLAIMS ADJUSTER II WKRS COMP	59,740.46	59,740.46	0.00	59,743.46	0.00	0.00	59,743.46
0000332358	*BUS OPERATOR	52,187.20	52,187.20	0.00	43,923.42	421.15	1,003.61	45,348.18
0000335635	TRANSIT POLICE OFFICER	69,409.60	69,409.60	0.00	74,386.06	13,898.43	1,201.32	89,485.81
0000306142	*JOURNEYMAN SUPPORT EQUIPMENT (DATE LAST EMPLOYED 09-Jun-2023)	57,844.80	57,844.80	0.00	63,432.91	6,778.76	2,227.32	72,438.99
0000338062	SR CONTRACT SPECIALIST	81,193.84	88,099.70	6,905.86	81,989.94	0.00	0.00	81,989.94
0000302320	*JOURNEYMAN AA BUS TECHNICIAN	57,844.80	57,844.80	0.00	55,723.42	1,053.33	892.44	57,669.19
0000304106	SUPV CAR REPAIR INSPECTION	60,756.80	60,756.80	0.00	60,181.20	896.91	7,983.97	69,062.08
0000344074	*BUS OPERATOR	44,532.80	48,380.80	3,848.00	47,811.07	15,267.30	0.00	63,078.37
0000342130	*SERVICEPERSON IV	42,702.40	42,702.40	0.00	44,651.44	7,952.88	0.00	52,604.32
0000347972	*BUS OPERATOR (DATE LAST EMPLOYED 24-Jan-2023)	36,899.20	36,899.20	0.00	15,368.56	5,065.51	0.00	20,434.07
0000348785	*SERVICEPERSON IV	40,539.20	40,539.20	0.00	35,754.38	1,703.17	0.00	37,457.55
0000333773	*JOURNEYMAN AA BUS TECHNICIAN	54,433.60	57,324.80	2,891.20	59,049.65	682.47	225.00	59,957.12
0000333406	*RAIL OPERATOR	52,187.20	52,187.20	0.00	51,547.83	26,166.97	3,798.13	81,512.93
0000328848	*JOURNEYMAN ET-TRAIN CONTROL	54,308.80	57,324.80	3,016.00	58,675.04	20,204.04	225.00	79,104.08
0000320166	*JOURNEYMAN SUPPORT EQUIPMENT	57,324.80	57,324.80	0.00	55,948.57	4,692.09	3,091.24	63,731.90
0000347633	*BUS OPERATOR	36,899.20	40,705.60	3,806.40	40,813.00	12,142.15	0.00	52,955.15



METROPOLITAN ATLANTA RAPID TRANSIT AUTHORITY (MARTA)  
MARTOC REPORT

EE NUMBER	TITLE	FY 22 BASE SALARY	FY 23 BASE SALARY	DIFFERENCE +/-	REGULAR EARNINGS	OVERTIME EARNINGS	OTHER EARNINGS	TOTAL EARNINGS
0000346712	*JOURNEYMAN BUS TECHNICIAN	38,521.60	49,732.80	11,211.20	46,883.12	15,222.90	0.00	62,106.02
0000340786	TRANSIT POLICE CORPORAL (DATE LAST EMPLOYED 07-Jun-2023)	57,054.40	57,054.40	0.00	22,250.40	0.00	6,930.74	29,181.14
0000350131	SECURITY TECHNICIAN	50,003.20	50,003.20	0.00	29,424.80	0.00	0.00	29,424.80
0000323948	SUPV RAIL LINE	64,480.00	64,480.00	0.00	65,471.69	18,311.85	8,980.90	92,764.44
0000322165	*BUS OPERATOR	52,187.20	52,187.20	0.00	47,723.61	7,697.21	5,620.16	61,040.98
0000348820	CONTRACT EMP ADMIN SUPPORT	0.00	0.00	0.00	20,193.23	0.00	0.00	20,193.23
0000341966	*RAIL OPERATOR	40,705.60	44,532.80	3,827.20	40,729.63	7,189.58	469.69	48,388.90
0000341774	*BUS OPERATOR	48,380.80	52,187.20	3,806.40	32,067.06	2,720.93	0.00	34,787.99
0000330159	*BUS OPERATOR (DATE LAST EMPLOYED 01-Jun-2023)	52,187.20	52,187.20	0.00	46,700.64	34,666.44	5,018.01	86,385.09
0000305166	*BUS OPERATOR	52,707.20	52,707.20	0.00	55,284.35	16,714.29	0.00	71,998.64
0000330932	*BUS OPERATOR	52,187.20	52,187.20	0.00	56,098.38	31,427.27	0.00	87,525.65
0000321812	PROJECT COORDINATOR	68,790.80	71,500.00	2,709.20	66,223.55	0.00	6,632.02	72,855.57
0000322254	MAINTENANCE PLANNER BUS	66,705.60	66,705.60	0.00	68,801.82	12,046.65	12,804.91	93,653.38
0000349179	*BUS OPERATOR	36,899.20	36,899.20	0.00	32,183.97	5,861.73	0.00	38,045.70
0000345619	*BUS OPERATOR	40,705.60	44,532.80	3,827.20	44,728.08	15,391.41	0.00	60,119.49
0000345430	SYSTEM SAFETY COORDINATOR (DATE LAST EMPLOYED 19-Dec-2022)	117,190.32	117,190.32	0.00	58,594.70	0.00	8,544.09	67,138.79
0000349695	PROTECTIVE SPEC POLICE CADET	41,600.00	41,600.00	0.00	15,253.40	14,500.00	14,080.00	43,833.40
0000323963	TRANSIT POLICE LIEUTENANT	79,539.20	83,200.00	3,660.80	81,803.96	39,612.96	11,173.44	132,590.36
0000343971	*BUS OPERATOR	44,532.80	48,380.80	3,848.00	39,034.46	4,878.20	2,929.17	46,841.83
0000306497	OCCUPATIONAL MED SVCS SPEC	67,240.16	67,240.16	0.00	65,954.82	0.00	12,834.67	78,789.49
0000334960	*JOURNEYMAN AUTOMOTIVE TECH	57,324.80	57,324.80	0.00	58,725.24	17,879.58	225.00	76,829.82
0000347032	FOREMAN INDUSTRIAL WASTEWATER	75,004.80	75,004.80	0.00	75,296.14	2,485.28	0.00	77,781.42
0000347548	SR INFORMATION SYSTEMS ANALYST	97,850.22	97,850.22	0.00	97,849.75	0.00	4,014.38	101,864.13
0000336075	*JOURNEYMAN ET-COMPUTER MAINT	57,324.80	57,324.80	0.00	57,076.97	8,040.63	225.00	65,342.60
0000349269	*JOURNEYMAN BUS TECHNICIAN	52,811.20	52,811.20	0.00	40,250.05	13,540.17	0.00	53,790.22
0000347363	SUPPORT ANALYST II	44,908.50	57,699.72	12,791.22	47,581.17	3,527.15	0.00	51,108.32
0000349075	*BUS OPERATOR	36,899.20	36,899.20	0.00	27,830.89	5,419.99	0.00	33,250.88
0000332195	*MATERIAL CONTROLLER	52,104.00	53,185.60	1,081.60	52,739.84	0.00	0.00	52,739.84
0000324618	CONFIG MGMT ANALYST	101,101.00	101,101.00	0.00	101,101.32	0.00	0.00	101,101.32
0000345856	TRANSIT POLICE OFFICER SPECIAL	50,731.20	52,728.00	1,996.80	52,114.95	16,043.07	7,026.21	75,184.23
0000334982	FOREMAN TRACK & STRCT (DATE LAST EMPLOYED 14-Nov-2022)	64,480.00	64,480.00	0.00	25,792.79	3,967.21	2,686.77	32,446.77
0000345674	TRANSIT POLICE OFFICER (DATE LAST EMPLOYED 18-Nov-2022)	52,728.00	52,728.00	0.00	26,205.15	4,615.73	7,199.40	38,020.28
0000332193	*BUS OPERATOR	52,187.20	52,187.20	0.00	53,938.25	13,884.40	1,204.32	69,026.97
0000347082	SECURITY TECHNICIAN	61,921.60	61,921.60	0.00	67,421.60	0.00	1,280.11	68,701.71

**METROPOLITAN ATLANTA RAPID TRANSIT AUTHORITY (MARTA)**  
**MARTOC REPORT**

EE NUMBER	TITLE	FY 22 BASE SALARY	FY 23 BASE SALARY	DIFFERENCE +/-	REGULAR EARNINGS	OVERTIME EARNINGS	OTHER EARNINGS	TOTAL EARNINGS
0000331920	*STATION AGENT	46,675.20	46,675.20	0.00	47,544.75	2,642.31	0.00	50,187.06
0000316129	FOREMAN TRACK & STRCT	66,414.40	66,414.40	0.00	60,160.95	13,166.33	9,131.98	82,459.26
0000334978	*BUS OPERATOR	52,187.20	52,187.20	0.00	56,167.32	21,170.97	0.00	77,338.29
0000323031	INSTRUCTOR RAIL OPERATIONS	69,056.00	78,956.80	9,900.80	72,749.48	20,360.01	6,333.00	99,442.49
0000344411	*RAIL STATION CLEANER	35,672.00	35,672.00	0.00	37,131.19	4,321.80	0.00	41,452.99
0000327665	*JOURNEYMAN ELEC POWER ELECT	57,324.80	57,324.80	0.00	55,204.45	23,129.76	4,193.64	82,527.85
0000322810	*RAIL OPERATOR	52,187.20	52,187.20	0.00	54,508.31	6,433.08	0.00	60,941.39
0000304647	*BUS OPERATOR	52,707.20	52,707.20	0.00	45,449.25	104.91	4,459.84	50,014.00
0000324793	*JOURNEYMAN TRACK WALKER	57,324.80	57,324.80	0.00	60,536.64	24,618.00	0.00	85,154.64
0000304844	*BUS OPERATOR	52,707.20	52,707.20	0.00	50,571.09	13,193.01	4,925.61	68,689.71
0000305806	*JOURNEYMAN ELEC POWER ELECT	57,324.80	57,324.80	0.00	58,001.79	9,921.62	225.00	68,148.41
0000329334	*JOURNEYMAN ET-RAIL CAR MAINT	49,732.80	57,324.80	7,592.00	58,071.53	9,821.41	225.00	68,117.94
0000321976	*BUS OPERATOR (DATE LAST EMPLOYED 01-May-2023)	52,187.20	52,187.20	0.00	44,128.42	10,822.43	2,810.08	57,760.93
0000322737	QA ENGINEER	100,589.84	100,589.84	0.00	100,588.57	0.00	3,095.08	103,683.65
0000338458	*RAIL OPERATOR	52,187.20	52,187.20	0.00	53,481.02	23,896.06	1,596.99	78,974.07
0000348811	*BUS OPERATOR (DATE LAST EMPLOYED 30-Jan-2023)	36,899.20	36,899.20	0.00	20,871.17	2,111.00	0.00	22,982.17
0000326411	BUYER PLANNER III	83,960.50	83,960.50	0.00	82,357.79	0.00	1,605.24	83,963.03
0000305248	*BUS OPERATOR	52,707.20	52,707.20	0.00	50,392.18	14,930.83	4,874.41	70,197.42
0000343234	FIELD DATA COLLECTION SPEC	42,061.50	42,061.50	0.00	39,648.33	905.95	1,370.40	41,924.68
0000346215	TRANSIT POLICE OFFICER	40,705.60	48,776.00	8,070.40	37,043.12	10,034.82	8,380.00	55,457.94
0000348817	*BUS OPERATOR (DATE LAST EMPLOYED 20-Apr-2023)	36,899.20	36,899.20	0.00	28,365.64	2,063.65	0.00	30,429.29
0000348850	*JOURNEYMAN TRACK MAINTAINER	53,872.00	53,872.00	0.00	47,653.58	4,187.13	0.00	51,840.71
0000302277	BENEFITS ANALYST III (DATE LAST EMPLOYED 01-Apr-2023)	86,482.76	78,896.48	-7,586.28	63,947.39	0.00	6,858.34	70,805.73
0000324397	*JOURNEYMAN ET-TRAIN CONTROL	57,324.80	57,324.80	0.00	59,359.12	0.00	225.00	59,584.12
0000341189	INSTRUCTOR TRACK (DATE LAST EMPLOYED 24-Mar-2023)	69,076.80	76,003.20	6,926.40	49,714.96	647.60	2,125.44	52,488.00
0000348608	*BUS OPERATOR (DATE LAST EMPLOYED 05-Jun-2023)	36,899.20	36,899.20	0.00	35,697.91	3,706.30	0.00	39,404.21
0000335147	*JOURNEYMAN ET-RAIL CAR MAINT	57,324.80	57,324.80	0.00	57,174.99	17,693.56	3,091.24	77,959.79
0000327315	*JOURNEYMAN RAIL CAR MECHANIC	57,324.80	57,324.80	0.00	59,366.01	9,384.21	225.00	68,975.22
0000347382	TRANSIT POLICE OFFICER (DATE LAST EMPLOYED 07-Apr-2023)	48,776.00	50,731.20	1,955.20	28,972.09	20,774.62	17,470.19	67,216.90
0000320594	TRANSIT SYSTEM PROJECT PLANNER	100,968.14	100,968.14	0.00	97,862.87	0.00	10,486.20	108,349.07
0000346629	PORTFOLIO MANAGER II	84,302.14	84,302.14	0.00	84,302.72	0.00	0.00	84,302.72
0000302560	TRANSIT POLICE MAJOR	117,270.66	117,270.66	0.00	117,629.54	0.00	21,649.98	139,279.52
0000348519	*BUS OPERATOR	36,899.20	36,899.20	0.00	39,016.23	15,611.93	0.00	54,628.16
0000338585	*JOURNEYMAN SUPPORT EQUIPMENT	57,324.80	49,732.80	-7,592.00	54,078.79	3,696.39	225.00	58,000.18

METROPOLITAN ATLANTA RAPID TRANSIT AUTHORITY (MARTA)  
MARTOC REPORT

EE NUMBER	TITLE	FY 22 BASE SALARY	FY 23 BASE SALARY	DIFFERENCE +/-	REGULAR EARNINGS	OVERTIME EARNINGS	OTHER EARNINGS	TOTAL EARNINGS
0000321779	*BUS OPERATOR	52,187.20	52,187.20	0.00	52,118.09	16,800.78	3,612.96	72,531.83
0000343920	*SERVICEPERSON I (DATE LAST EMPLOYED 30-Jun-2023)	36,212.80	36,212.80	0.00	21,820.28	220.17	0.00	22,040.45
0000347552	*BUS OPERATOR	40,705.60	40,705.60	0.00	21,341.55	1,443.99	0.00	22,785.54
0000349271	*BUS OPERATOR (DATE LAST EMPLOYED 18-Apr-2023)	36,899.20	36,899.20	0.00	19,791.17	2,444.69	0.00	22,235.86
0000325012	*JOURNEYMAN SUPPORT EQUIPMENT	57,324.80	57,324.80	0.00	59,014.62	16,680.69	225.00	75,920.31
0000346270	SR LEARNING & DEVELOPMENT SPEC	95,641.26	95,641.26	0.00	94,540.76	0.00	1,103.57	95,644.33
0000306912	CONTRACT PROFESSIONAL	0.00	0.00	0.00	67,883.78	2,029.62	0.00	69,913.40
0000346567	RAIL SERVICES CONTROLLER (DATE LAST EMPLOYED 21-Nov-2022)	75,940.80	75,940.80	0.00	32,425.16	1,036.26	4,624.36	38,085.78
0000340912	*STATION AGENT	39,104.00	39,104.00	0.00	32,248.09	530.12	0.00	32,778.21
0000348517	*BUS OPERATOR	36,899.20	36,899.20	0.00	35,562.92	4,215.88	0.00	39,778.80
0000320848	*JOURNEYMAN STRUCTURAL INSPECT	57,324.80	57,324.80	0.00	26,594.97	0.00	1,157.52	27,752.49
0000331401	INSTRUCTOR BUS OPERATIONS	63,128.00	69,929.60	6,801.60	65,254.26	15,009.42	2,428.00	82,691.68
0000328940	TRANSIT POLICE OFFICER	66,726.40	69,409.60	2,683.20	71,486.31	18,905.10	10,444.81	100,836.22
0000348911	*BUS OPERATOR	36,899.20	36,899.20	0.00	35,508.27	6,504.91	0.00	42,013.18
0000339546	*BUS OPERATOR	44,532.80	48,380.80	3,848.00	48,463.99	12,358.96	0.00	60,822.95
0000348766	TRANSIT POLICE OFFICER (DATE LAST EMPLOYED 31-Mar-2023)	61,713.60	61,713.60	0.00	46,208.44	5,100.47	870.52	52,179.43
0000331462	SUPV STATION CARE	61,838.40	61,838.40	0.00	57,683.16	4,154.77	5,403.90	67,241.83
0000322441	INSTRUCTOR RAIL OPERATIONS	67,038.40	76,835.20	9,796.80	67,854.66	42,490.97	7,598.54	117,944.17
0000326863	CJIT-CALL TAKER	46,072.00	56,076.80	10,004.80	51,127.74	8,779.17	5,669.54	65,576.45
0000322488	MAINTENANCE PLANNER BUS	69,097.60	69,097.60	0.00	67,325.55	16,621.39	8,504.32	92,451.26
0000348135	CONTRACT SPECIALIST II	63,000.08	65,000.00	1,999.92	64,065.46	0.00	242.31	64,307.77
0000302883	*STATION AGENT	47,195.20	47,195.20	0.00	49,281.55	544.56	0.00	49,826.11
0000330157	*SERVICEPERSON I	39,956.80	39,956.80	0.00	42,263.98	17,461.99	0.00	59,725.97
0000321311	*RAIL STATION CLEANER	35,672.00	35,672.00	0.00	38,477.50	24,335.85	0.00	62,813.35
0000334953	ADMINISTRATIVE ASSISTANT	44,245.50	44,245.50	0.00	44,064.11	272.29	1,701.75	46,038.15
0000349050	LOST & FOUND COORDINATOR	31,044.00	31,044.00	0.00	23,571.79	35.82	0.00	23,607.61
0000349315	TRANSIT POLICE OFFICER	52,728.00	52,728.00	0.00	43,358.49	5,007.91	623.61	48,990.01
0000350863	INTERIM CHIEF CAPITAL OFFICER	320,000.20	320,000.20	0.00	98,461.71	0.00	0.00	98,461.71
0000347847	PROTECTIVE SPEC POLICE CADET	41,600.00	41,600.00	0.00	35,090.00	24,810.00	12,600.00	72,500.00
0000335724	*JOURNEYMAN ET-RADIO MAINT	57,324.80	57,324.80	0.00	61,398.56	24,070.25	1,327.40	86,796.21
0000346462	MGR CYBER SECURITY	137,917.00	137,917.00	0.00	137,917.44	0.00	0.00	137,917.44
0000325360	*JOURNEYMAN ET-TRAIN CONTROL	57,324.80	57,324.80	0.00	59,744.96	22,581.98	225.00	82,551.94
0000342112	TRANSIT POLICE OFFICER SPECIAL	57,054.40	59,363.20	2,308.80	52,970.00	35,929.81	14,178.70	103,078.51
0000329368	*BUS OPERATOR	52,187.20	52,187.20	0.00	54,981.12	32,415.58	0.00	87,396.70

METROPOLITAN ATLANTA RAPID TRANSIT AUTHORITY (MARTA)  
MARTOC REPORT

EE NUMBER	TITLE	FY 22 BASE SALARY	FY 23 BASE SALARY	DIFFERENCE +/-	REGULAR EARNINGS	OVERTIME EARNINGS	OTHER EARNINGS	TOTAL EARNINGS
0000350284	TRANSIT POLICE OFFICER (DATE LAST EMPLOYED 06-Jun-2023)	50,731.20	50,731.20	0.00	20,418.12	969.51	0.00	21,387.63
0000339023	*JOURNEYMAN RAIL CAR MECHANIC	55,536.00	57,324.80	1,788.80	58,818.93	7,544.70	225.00	66,588.63
0000334700	TRANSIT POLICE DETECTIVE	66,726.40	69,409.60	2,683.20	58,141.76	15,549.30	20,199.76	93,890.82
0000346031	*JOURNEYMAN TRACK MAINTAINER	53,872.00	55,536.00	1,664.00	58,119.54	19,703.01	0.00	77,822.55
0000302626	GEN FOREMAN TRACK & STRUC INSP	81,157.96	81,157.96	0.00	73,745.99	0.00	12,485.99	86,231.98
0000334405	*JOURNEYMAN ET-RADIO MAINT	57,324.80	57,324.80	0.00	55,588.94	25,961.57	3,311.72	84,862.23
0000347025	*JOURNEYMAN TRACK MAINTAINER	38,750.40	49,732.80	10,982.40	35,315.30	4,440.77	722.88	40,478.95
0000348765	OFFICE ADMINISTRATOR I	51,589.98	51,589.98	0.00	47,621.59	0.00	0.00	47,621.59
0000348213	*BUS OPERATOR	36,899.20	36,899.20	0.00	30,686.34	6,037.89	0.00	36,724.23
0000347650	*BUS OPERATOR (DATE LAST EMPLOYED 26-Jun-2023)	36,899.20	40,705.60	3,806.40	32,864.23	5,877.31	709.60	39,451.14
0000348804	*PT BUS OPERATOR	23,062.00	23,062.00	0.00	19,326.18	1,376.29	0.00	20,702.47
0000335503	*JOURNEYMAN ET-RADIO MAINT	52,104.00	49,732.80	-2,371.20	51,071.18	3,735.93	0.00	54,807.11
0000341998	FIELD DATA COLLECTION SPEC	42,061.50	42,061.50	0.00	42,072.36	533.86	161.78	42,768.00
0000335790	*BUS OPERATOR	52,187.20	52,187.20	0.00	56,162.94	43,598.05	0.00	99,760.99
0000316645	*STATION AGENT (DATE LAST EMPLOYED 01-Jul-2023)	46,675.20	46,675.20	0.00	49,563.52	10,316.79	1,638.12	61,518.43
0000349524	PROJECT MANAGER II	116,000.04	116,000.04	0.00	75,846.33	0.00	0.00	75,846.33
0000322563	SUPV BUS MAINTENANCE	63,211.20	63,211.20	0.00	64,608.09	14,102.01	5,936.08	84,646.18
0000335206	*BUS OPERATOR	52,187.20	52,187.20	0.00	39,805.17	3,150.12	3,412.24	46,367.53
0000302022	SR TRANSIT SYSTEMS PLANNER	95,268.16	104,795.08	9,526.92	99,397.37	0.00	9,168.90	108,566.27
0000302679	*JOURNEYMAN BUS TECHNICIAN	56,971.20	56,971.20	0.00	58,863.19	26,797.77	225.00	85,885.96
0000347974	*BUS OPERATOR	36,899.20	40,705.60	3,806.40	39,231.35	4,924.31	1,039.93	45,195.59
0000345451	*BUS OPERATOR (DATE LAST EMPLOYED 11-Jul-2023)	40,705.60	44,532.80	3,827.20	45,815.64	16,089.39	0.00	61,905.03
0000304681	FOREMAN MAINT LANDSCAPE	72,862.40	72,862.40	0.00	72,625.36	2,311.98	1,077.76	76,015.10
0000305986	*JOURNEYMAN BUS TECHNICIAN	52,811.20	52,811.20	0.00	45,460.64	5,227.36	0.00	50,688.00
0000337367	TRANSIT POLICE SERGEANT	70,761.60	73,548.80	2,787.20	65,615.24	27,952.49	15,914.83	109,482.56
0000317442	*SERVICEPERSON I	39,956.80	39,956.80	0.00	39,392.09	11,072.23	2,189.94	52,654.26
0000340585	*BUS OPERATOR	48,380.80	52,187.20	3,806.40	36,055.16	6,241.54	2,364.72	44,661.42
0000336338	*JOURNEYMAN BUS TECHNICIAN	54,308.80	56,451.20	2,142.40	55,928.61	16,851.60	225.00	73,005.21
0000321402	TRANSIT POLICE OFFICER	66,726.40	66,726.40	0.00	37,462.49	19,726.24	15,635.70	72,824.43
0000342595	*BUS OPERATOR	48,380.80	52,187.20	3,806.40	37,521.96	2,776.94	2,743.30	43,042.20
0000316512	COMMUNICATIONS COORD IOC	55,473.60	60,257.60	4,784.00	58,657.80	569.21	0.00	59,227.01
0000345407	*SERVICEPERSON IV	39,956.80	42,702.40	2,745.60	37,402.86	6,324.02	461.04	44,187.92
0000349049	DEPUTY GENERAL MANAGER (DATE LAST EMPLOYED 05-Jan-2023)	290,000.10	290,000.10	0.00	111,464.19	0.00	0.00	111,464.19
0000349007	*SERVICEPERSON I	38,272.00	38,272.00	0.00	30,627.68	78.35	0.00	30,706.03

METROPOLITAN ATLANTA RAPID TRANSIT AUTHORITY (MARTA)  
MARTOC REPORT

EE NUMBER	TITLE	FY 22 BASE SALARY	FY 23 BASE SALARY	DIFFERENCE +/-	REGULAR EARNINGS	OVERTIME EARNINGS	OTHER EARNINGS	TOTAL EARNINGS
0000338260	SUPV FARE COLLECTION OPERATION	69,557.54	69,556.50	-1.04	69,119.35	2,140.21	1,062.33	72,321.89
0000311496	TRANSIT PROGRAM SALES ASSOC	74,226.10	74,226.10	0.00	67,892.24	0.00	5,220.31	73,112.55
0000337530	*MATERIAL CONTROLLER	51,001.60	52,104.00	1,102.40	44,490.36	5,008.09	5,189.21	54,687.66
0000342752	*BUS OPERATOR	44,532.80	48,380.80	3,848.00	47,088.97	10,415.59	3,317.81	60,822.37
0000305559	*RAIL OPERATOR	52,707.20	52,707.20	0.00	49,068.03	7,510.09	5,096.94	61,675.06
0000347968	CONTRACT SPECIALIST II	68,495.44	68,495.44	0.00	68,498.36	0.00	0.00	68,498.36
0000320502	CJIT-CALL TAKER	46,072.00	56,076.80	10,004.80	56,801.59	12,585.58	7,007.90	76,395.07
0000348237	*BUS OPERATOR (DATE LAST EMPLOYED 21-May-2023)	36,899.20	36,899.20	0.00	35,036.18	8,334.89	0.00	43,371.07
0000306350	*BUS OPERATOR	52,707.20	52,707.20	0.00	54,283.39	14,016.30	0.00	68,299.69
0000347651	*BUS OPERATOR	36,899.20	40,705.60	3,806.40	37,459.54	15,680.06	425.76	53,565.36
0000304341	SUPV BUS TRANSPORTATION	72,446.40	72,446.40	0.00	72,796.06	12,929.29	13,583.70	99,309.05
0000319033	*BUS OPERATOR	52,187.20	52,187.20	0.00	46,764.19	6,125.55	4,415.84	57,305.58
0000338466	CAPITAL PROJECTS ADMINISTRATOR	51,577.50	51,577.50	0.00	51,577.92	297.58	0.00	51,875.50
0000335632	SR FINANCIAL ANALYST	104,895.18	104,895.18	0.00	101,138.02	0.00	13,233.32	114,371.34
0000314949	FOREMAN PAINT SHOP FACILITIES (DATE LAST EMPLOYED 10-Apr-2023)	72,612.80	72,612.80	0.00	60,162.65	12,066.14	7,913.05	80,141.84
0000346910	*RAIL STATION CLEANER	32,032.00	33,758.40	1,726.40	35,675.47	36,987.76	0.00	72,663.23
0000326901	*BUS OPERATOR	52,187.20	52,187.20	0.00	52,909.08	17,430.00	3,184.45	73,523.53
0000332342	*BUS OPERATOR	52,187.20	52,187.20	0.00	44,866.33	7,665.97	5,820.88	58,353.18
0000344032	*JOURNEYMAN SUPPORT EQUIPMENT	42,702.40	53,872.00	11,169.60	50,839.67	3,577.74	0.00	54,417.41
0000315143	TRANSIT POLICE LIEUTENANT (DATE LAST EMPLOYED 01-Sep-2022)	94,036.80	94,036.80	0.00	16,557.20	0.00	28,120.62	44,677.82
0000340059	*BUS OPERATOR	52,187.20	52,187.20	0.00	48,032.39	10,598.51	3,679.97	62,310.87
0000347554	*BUS OPERATOR (DATE LAST EMPLOYED 31-Jan-2023)	36,899.20	36,899.20	0.00	27,815.62	7,562.42	0.00	35,378.04
0000330847	FIELD DATA COLLECTION SPEC	43,758.00	43,758.00	0.00	44,027.36	201.96	168.30	44,397.62
0000339704	*JOURNEYMAN TRACK MAINTAINER (DATE LAST EMPLOYED 09-Jun-2023)	54,308.80	55,536.00	1,227.20	39,628.83	3,058.42	3,866.91	46,554.16
0000349476	DEPARTMENT ADMINISTRATOR	72,000.24	72,000.24	0.00	52,615.70	0.00	0.00	52,615.70
0000346839	*JOURNEYMAN BUS TECHNICIAN	52,811.20	53,352.00	540.80	56,099.15	13,208.92	225.00	69,533.07
0000349313	TRANSIT POLICE OFFICER	48,776.00	48,776.00	0.00	42,383.81	1,829.11	0.00	44,212.92
0000322936	GEN SUPT RAIL LINE	97,352.58	97,352.58	0.00	95,103.67	0.00	13,948.90	109,052.57
0000349277	*BUS OPERATOR	36,899.20	36,899.20	0.00	30,816.89	6,807.69	0.00	37,624.58
0000348667	*BUS OPERATOR (DATE LAST EMPLOYED 08-Jun-2023)	36,899.20	36,899.20	0.00	30,960.36	9,738.53	0.00	40,698.89
0000314998	MECHANICAL ENGINEER VI	92,751.88	92,751.88	0.00	92,753.92	0.00	0.00	92,753.92
0000330744	TRANSIT POLICE MAJOR	96,865.60	116,143.04	19,277.44	111,909.75	3,453.49	7,864.46	123,227.70
0000316541	*BUS OPERATOR	52,187.20	52,187.20	0.00	39,255.39	3,445.14	5,153.24	47,853.77
0000305239	*BUS OPERATOR	52,707.20	52,707.20	0.00	47,563.76	2,210.38	3,446.24	53,220.38

**METROPOLITAN ATLANTA RAPID TRANSIT AUTHORITY (MARTA)**  
**MARTOC REPORT**

EE NUMBER	TITLE	FY 22 BASE SALARY	FY 23 BASE SALARY	DIFFERENCE +/-	REGULAR EARNINGS	OVERTIME EARNINGS	OTHER EARNINGS	TOTAL EARNINGS
0000327044	MGR FIELD DATA COLLECTION	109,386.94	125,472.10	16,085.16	107,854.21	0.00	8,295.58	116,149.79
0000321148	SUPV BUS TRANSPORTATION	52,187.20	62,441.60	10,254.40	49,043.15	9,714.04	1,806.48	60,563.67
0000346034	BUS AMENITIES INSPECTOR (DATE LAST EMPLOYED 18-Nov-2022)	68,407.30	68,407.30	0.00	28,941.94	0.00	4,912.36	33,854.30
0000322251	*JOURNEYMAN ET-RAIL CAR MAINT	57,324.80	57,324.80	0.00	63,114.17	45,711.75	225.00	109,050.92
0000347695	*JOURNEYMAN ELEC POWER ELECT	49,732.80	54,308.80	4,576.00	49,794.76	681.45	225.00	50,701.21
0000337270	ARCHITECT IV	77,925.12	77,925.12	0.00	77,926.64	0.00	0.00	77,926.64
0000317060	TRANSIT POLICE OFFICER SPECIAL	69,409.60	72,196.80	2,787.20	42,324.93	43,087.73	34,154.19	119,566.85
0000325087	ELECTRICAL ENGINEER V	92,486.42	92,486.42	0.00	92,487.29	0.00	7,351.49	99,838.78
0000321101	GEN SUPT RAIL LINE	108,005.56	108,005.56	0.00	104,293.81	0.00	19,085.66	123,379.47
0000349477	*BUS OPERATOR	36,899.20	36,899.20	0.00	26,603.69	2,436.18	0.00	29,039.87
0000341511	TRANSIT POLICE OFFICER	59,363.20	59,363.20	0.00	15,690.09	312.00	6,802.80	22,804.89
0000303566	*SERVICEPERSON IV	43,222.40	43,222.40	0.00	49,553.08	2,118.70	0.00	51,671.78
0000304417	*JOURNEYMAN SUPPORT EQUIPMENT	57,844.80	57,844.80	0.00	62,525.20	15,455.50	225.00	78,205.70
0000347995	*BUS OPERATOR (DATE LAST EMPLOYED 28-Nov-2022)	36,899.20	36,899.20	0.00	17,668.73	2,512.30	0.00	20,181.03
0000306606	SUPT RAIL CAR MAINT	88,011.82	88,011.82	0.00	88,010.31	0.00	0.00	88,010.31
0000346688	*BUS OPERATOR	36,899.20	40,705.60	3,806.40	41,851.29	13,057.23	0.00	54,908.52
0000338081	SUPV BUS TRANSPORTATION	62,587.20	65,083.20	2,496.00	52,365.55	384.58	1,203.60	53,953.73
0000341475	*CUSTODIAN LIGHT RAIL OPS	35,672.00	35,672.00	0.00	39,509.45	7,548.49	0.00	47,057.94
0000345449	*RAIL OPERATOR	40,705.60	44,532.80	3,827.20	44,568.65	14,791.14	0.00	59,359.79
0000342984	*BUS OPERATOR	44,532.80	48,380.80	3,848.00	46,724.12	19,789.39	0.00	66,513.51
0000311678	OFFICE ADMINISTRATOR II	61,659.52	61,659.52	0.00	61,661.19	0.00	0.00	61,661.19
0000306236	*STATION AGENT	47,195.20	47,195.20	0.00	47,058.20	6,602.87	1,270.64	54,931.71
0000333875	*BUS OPERATOR	52,187.20	52,187.20	0.00	48,257.22	5,593.01	3,010.80	56,861.03
0000349280	*BUS OPERATOR	36,899.20	36,899.20	0.00	30,544.82	7,216.72	0.00	37,761.54
0000329159	*BUS OPERATOR	52,187.20	52,187.20	0.00	54,455.94	16,238.88	1,405.04	72,099.86
0000323501	SR DIR VEHICLE PROCUREMENT	163,294.04	163,294.04	0.00	162,665.79	0.00	628.06	163,293.85
0000330756	*JOURNEYMAN RAIL CAR MECHANIC	40,539.20	53,872.00	13,332.80	44,604.92	577.40	1,985.60	47,167.92
0000349904	*BUS OPERATOR (DATE LAST EMPLOYED 15-Aug-2023)	36,899.20	36,899.20	0.00	22,711.41	1,531.45	0.00	24,242.86
0000331925	*RAIL OPERATOR	52,187.20	52,187.20	0.00	50,900.20	16,236.24	3,412.24	70,548.68
0000346127	*JOURNEYMAN ELEC POWER ELECT	53,872.00	55,536.00	1,664.00	47,912.63	14,525.97	225.00	62,663.60
0000336169	*JOURNEYMAN ET-TELEPHONE MAINT	57,324.80	57,324.80	0.00	58,690.79	14,314.00	225.00	73,229.79
0000346863	PROTECTIVE SPEC POLICE CADET	44,137.60	44,137.60	0.00	43,190.97	4,783.00	1,867.36	49,841.33
0000302696	MGR CIP PROJ INITIATION DATA	125,865.48	125,868.60	3.12	125,869.87	0.00	9,682.20	135,552.07
0000350024	*BUS OPERATOR	36,899.20	36,899.20	0.00	22,553.93	3,952.17	0.00	26,506.10

METROPOLITAN ATLANTA RAPID TRANSIT AUTHORITY (MARTA)  
MARTOC REPORT

EE NUMBER	TITLE	FY 22	FY 23	DIFFERENCE +/-	REGULAR EARNINGS	OVERTIME EARNINGS	OTHER EARNINGS	TOTAL EARNINGS
		BASE SALARY	BASE SALARY					
0000341139	*BUS OPERATOR	48,380.80	52,187.20	3,806.40	53,791.49	45,618.29	1,934.00	101,343.78
0000325079	*JOURNEYMAN ELEC POWER ELECT	57,324.80	57,324.80	0.00	55,700.53	2,573.43	225.00	58,498.96
0000348097	*JOURNEYMAN BUS TECHNICIAN	49,732.80	52,811.20	3,078.40	51,443.30	1,757.43	225.00	53,425.73
0000339956	MGR FED & STATE GRANT PROGRAMS	111,148.44	130,332.28	19,183.84	126,132.44	0.00	8,722.29	134,854.73
0000320968	*SERVICEPERSON I	39,956.80	39,956.80	0.00	40,713.38	10,119.05	0.00	50,832.43
0000332345	*BUS OPERATOR	52,187.20	52,187.20	0.00	31,293.92	2,535.13	2,007.20	35,836.25
0000323122	*BUS OPERATOR	44,532.80	48,380.80	3,848.00	39,030.17	7,057.18	0.00	46,087.35
0000316721	*BUS OPERATOR (DATE LAST EMPLOYED 01-Feb-2023)	52,187.20	52,187.20	0.00	34,053.11	4,767.63	1,806.48	40,627.22
0000339162	*BUS OPERATOR (DATE LAST EMPLOYED 28-Nov-2022)	52,187.20	52,187.20	0.00	20,203.75	2,170.46	0.00	22,374.21
0000334024	*BUS OPERATOR (DATE LAST EMPLOYED 30-Dec-2022)	52,187.20	52,187.20	0.00	27,900.08	146.03	0.00	28,046.11
0000306368	MARKETING & SALES TEAM COORD	69,189.12	69,189.12	0.00	56,441.44	0.00	14,452.59	70,894.03
0000349701	*JOURNEYMAN BUS TECHNICIAN	52,811.20	52,811.20	0.00	31,076.67	14,901.97	0.00	45,978.64
0000319624	*JOURNEYMAN RAIL CAR MECHANIC	57,324.80	57,324.80	0.00	59,648.50	11,802.57	500.60	71,951.67
0000324185	FOREMAN BUILDINGS SUPP EQUIP	65,145.60	65,145.60	0.00	66,112.38	18,576.90	4,635.36	89,324.64
0000346005	SYSTEM SAFETY COORDINATOR	83,824.52	90,530.70	6,706.18	84,343.06	0.00	2,661.33	87,004.39
0000303120	*BUS OPERATOR	52,707.20	52,707.20	0.00	56,698.09	19,546.75	282.55	76,527.39
0000305919	*JOURNEYMAN ET-RADIO MAINT	57,844.80	57,844.80	0.00	61,785.48	16,122.93	225.00	78,133.41
0000304139	*STATION AGENT	47,195.20	47,195.20	0.00	49,242.12	6,551.78	0.00	55,793.90
0000342247	TRANSIT POLICE OFFICER SPECIAL	52,728.00	57,054.40	4,326.40	51,106.83	24,444.05	13,445.34	88,996.22
0000337242	TRANSIT POLICE CORPORAL (DATE LAST EMPLOYED 24-Feb-2023)	69,409.60	72,196.80	2,787.20	50,865.76	6,169.48	14,855.88	71,891.12
0000304726	*BUS OPERATOR	52,187.20	52,187.20	0.00	56,065.75	16,496.29	0.00	72,562.04
0000316272	*RAIL OPERATOR	52,187.20	52,187.20	0.00	54,459.96	20,844.68	2,007.20	77,311.84
0000304036	*JOURNEYMAN ET-RADIO MAINT	57,844.80	57,844.80	0.00	57,848.36	21,890.02	225.00	79,963.38
0000341335	*RAIL OPERATOR	48,380.80	52,187.20	3,806.40	40,181.90	12,321.50	0.00	52,503.40
0000306540	PARKING SERVICES CASHIER PT	0.00	0.00	0.00	21,288.05	0.00	0.00	21,288.05
0000344905	*BUS OPERATOR	44,532.80	48,380.80	3,848.00	40,973.84	7,900.84	171.28	49,045.96
0000310672	RAIL SYS SOFTWARE ENGINEER VI	108,486.04	108,486.04	0.00	108,486.44	0.00	0.00	108,486.44
0000348379	*JOURNEYMAN SUPPORT EQUIPMENT	49,732.80	53,872.00	4,139.20	51,801.13	2,033.82	450.00	54,284.95
0000344344	*BUS OPERATOR	44,532.80	48,380.80	3,848.00	47,585.60	9,717.95	0.00	57,303.55
0000345000	*BUS OPERATOR	40,705.60	44,532.80	3,827.20	45,918.91	31,222.37	3,067.72	80,209.00
0000339173	*BUS OPERATOR	52,187.20	52,187.20	0.00	41,343.00	12,973.61	0.00	54,316.61
0000347431	TRANSIT POLICE OFFICER	48,776.00	50,731.20	1,955.20	51,858.93	4,759.80	1,744.80	58,363.53
0000345281	TRACK ALLOCATION PROGRAM MGR	127,131.16	127,131.16	0.00	127,068.17	0.00	0.00	127,068.17
0000349870	*BUS OPERATOR	36,899.20	36,899.20	0.00	23,223.20	4,068.98	0.00	27,292.18

**METROPOLITAN ATLANTA RAPID TRANSIT AUTHORITY (MARTA)**  
**MARTOC REPORT**

EE NUMBER	TITLE	FY 22	FY 23	DIFFERENCE	REGULAR	OVERTIME	OTHER	TOTAL
		BASE SALARY	BASE SALARY	+/-	EARNINGS	EARNINGS	EARNINGS	EARNINGS
0000344705	*BUS OPERATOR	36,899.20	36,899.20	0.00	22,546.61	3,065.53	0.00	25,612.14
0000328735	TRANSIT POLICE OFFICER SPECIAL	72,196.80	72,196.80	0.00	62,625.07	33,721.23	15,885.13	112,231.43
0000348931	*BUS OPERATOR (DATE LAST EMPLOYED 06-Apr-2023)	36,899.20	36,899.20	0.00	27,157.85	3,866.75	0.00	31,024.60
0000328651	RESIDENT ENGINEER	102,870.30	102,870.30	0.00	102,868.16	0.00	11,475.09	114,343.25
0000351105	IT BUSINESS ANALYST III	82,051.06	82,051.06	0.00	22,090.74	0.00	0.00	22,090.74
0000326536	*RAIL OPERATOR	52,187.20	52,187.20	0.00	51,480.78	9,350.53	3,010.80	63,842.11
0000351221	MGR TECHNOLOGY BUS DEVELOP	124,710.30	124,710.30	0.00	28,779.32	0.00	0.00	28,779.32
0000319053	MGR BREEZE PRODUCTS	124,017.14	124,017.14	0.00	124,815.68	0.00	5,248.16	130,063.84
0000342757	SUPV BUS MAINTENANCE	62,608.00	62,608.00	0.00	63,867.62	15,927.48	0.00	79,795.10
0000345501	*BUS OPERATOR	40,705.60	44,532.80	3,827.20	44,774.36	9,282.17	0.00	54,056.53
0000323177	MGR ROOFING PROGRAM	131,211.08	131,211.08	0.00	131,213.19	0.00	8,075.88	139,289.07
0000348221	*BUS OPERATOR (DATE LAST EMPLOYED 21-Apr-2023)	36,899.20	36,899.20	0.00	33,328.37	6,022.47	0.00	39,350.84
0000302124	MGR SAFETY INVESTIGATIONS	103,857.00	148,500.30	44,643.30	116,745.94	770.96	0.00	117,516.90
0000339163	*SERVICEPERSON I (DATE LAST EMPLOYED 20-Jan-2023)	39,956.80	39,956.80	0.00	24,654.76	720.38	0.00	25,375.14
0000302641	GEN SUPT BUS MAINT	95,375.28	95,375.28	0.00	95,373.68	0.00	6,358.37	101,732.05
0000322858	*RAIL OPERATOR	52,187.20	52,187.20	0.00	56,912.01	18,315.96	0.00	75,227.97
0000344863	*JOURNEYMAN ET-HVAC	55,536.00	57,324.80	1,788.80	60,150.52	8,908.22	225.00	69,283.74
0000344464	*BUS OPERATOR	44,532.80	48,380.80	3,848.00	37,837.26	10,595.77	1,289.11	49,722.14
0000341948	FOREMAN POWER	57,324.80	60,673.60	3,348.80	80,932.55	28,056.44	0.00	108,988.99
0000321491	*JOURNEYMAN ET-RAIL CAR MAINT	57,324.80	57,324.80	0.00	61,880.86	42,073.81	225.00	104,179.67
0000315324	*BUS OPERATOR	52,187.20	52,707.20	520.00	54,523.05	3,921.39	0.00	58,444.44
0000335637	SUPV PROTECTIVE SPECIALISTS	78,000.00	78,000.00	0.00	79,660.93	3,457.84	10,668.75	93,787.52
0000348768	MGR ASSET MGMT PROGRAM	100,318.40	100,318.40	0.00	92,601.60	0.00	1,826.31	94,427.91
0000305813	DIR BUS TRANSPORTATION (DATE LAST EMPLOYED 01-May-2023)	148,526.30	148,526.30	0.00	96,186.41	0.00	38,464.75	134,651.16
0000339365	MGR ENVIRON HEALTH & SAFETY	99,247.20	111,656.22	12,409.02	112,666.81	0.00	0.00	112,666.81
0000349880	*BUS OPERATOR	36,899.20	36,899.20	0.00	23,549.70	4,649.61	0.00	28,199.31
0000340574	TRANSIT POLICE OFFICER	64,168.00	64,168.00	0.00	47,979.66	34,808.24	28,610.36	111,398.26
0000333295	TECHNICAL WRITER	62,368.80	62,368.80	0.00	62,368.28	0.00	415.80	62,784.08
0000302114	*RAIL OPERATOR	52,707.20	52,707.20	0.00	55,953.57	35,523.15	0.00	91,476.72
0000332974	*RAIL OPERATOR	52,187.20	52,187.20	0.00	17,428.22	3,485.08	0.00	20,913.30
0000319962	COST ANALYST	80,167.88	87,238.58	7,070.70	82,317.95	0.00	4,317.56	86,635.51
0000302257	*JOURNEYMAN OVERHAULER (DATE LAST EMPLOYED 01-Mar-2023)	57,844.80	57,844.80	0.00	43,272.50	0.00	225.00	43,497.50
0000321431	SYSTEMS ADMINISTRATOR IOC	111,246.98	111,246.98	0.00	105,380.77	0.00	21,269.06	126,649.83
0000348376	SR ASSOCIATE COUNSEL	116,000.04	116,000.04	0.00	116,000.16	0.00	0.00	116,000.16



METROPOLITAN ATLANTA RAPID TRANSIT AUTHORITY (MARTA)  
MARTOC REPORT

EE NUMBER	TITLE	FY 22 BASE SALARY	FY 23 BASE SALARY	DIFFERENCE +/-	REGULAR EARNINGS	OVERTIME EARNINGS	OTHER EARNINGS	TOTAL EARNINGS
0000335921	*BUS OPERATOR	52,187.20	52,187.20	0.00	53,932.56	24,573.11	4,415.84	82,921.51
0000334707	*RAIL OPERATOR	52,187.20	52,187.20	0.00	46,549.30	4,091.40	3,868.38	54,509.08
0000347939	*JOURNEYMAN BUS TECHNICIAN	49,732.80	52,811.20	3,078.40	50,830.65	1,425.66	416.28	52,672.59
0000305232	*JOURNEYMAN AUTOMOTIVE TECH	57,844.80	57,844.80	0.00	58,540.83	406.74	225.00	59,172.57
0000322372	*BUS OPERATOR	52,187.20	52,187.20	0.00	48,263.46	13,749.70	5,866.80	67,879.96
0000335802	*BUS OPERATOR	52,187.20	52,187.20	0.00	53,571.94	12,569.06	4,010.42	70,151.42
0000345003	FIELD INSPECTOR II	57,700.50	57,700.50	0.00	59,293.18	12,359.11	6,568.98	78,221.27
0000332448	*JOURNEYMAN TRACK MAINTAINER	57,324.80	57,324.80	0.00	56,100.15	3,668.93	0.00	59,769.08
0000343147	DIR DIGITAL MEDIA	129,218.18	129,218.18	0.00	129,219.92	0.00	0.00	129,219.92
0000315213	TRANSIT POLICE CORPORAL	69,409.60	72,196.80	2,787.20	77,828.07	17,025.06	6,754.40	101,607.53
0000327755	TRANSIT POLICE OFFICER	66,726.40	69,409.60	2,683.20	68,577.36	3,681.23	4,531.00	76,789.59
0000337457	*JOURNEYMAN ET-RADIO MAINT	57,324.80	57,324.80	0.00	61,962.83	33,299.42	225.00	95,487.25
0000342601	*BUS OPERATOR (DATE LAST EMPLOYED 16-Aug-2023)	48,380.80	52,187.20	3,806.40	48,500.55	19,584.19	3,398.99	71,483.73
0000347115	CONTRACT PROFESSIONAL	0.00	0.00	0.00	41,023.15	0.00	0.00	41,023.15
0000346426	PROTECTIVE SPEC POLICE CADET	42,848.00	42,848.00	0.00	49,821.80	5,028.98	0.00	54,850.78
0000304963	*RAIL OPERATOR	52,707.20	52,707.20	0.00	52,251.01	11,252.20	2,944.02	66,447.23
0000330684	*BUS OPERATOR	52,187.20	52,187.20	0.00	53,965.03	21,243.60	3,612.96	78,821.59
0000337962	*JOURNEYMAN ET-COMPUTER MAINT	57,324.80	57,324.80	0.00	59,696.73	19,905.27	225.00	79,827.00
0000342489	DIVISION DISPATCHER	54,912.00	57,116.80	2,204.80	57,517.27	4,660.30	0.00	62,177.57
0000339744	*SERVICEPERSON I	39,956.80	39,956.80	0.00	40,885.66	1,757.75	0.00	42,643.41
0000335501	*BUS OPERATOR	52,187.20	52,187.20	0.00	51,982.48	8,813.46	2,486.43	63,282.37
0000347709	TRANSIT SYSTEM PROJECT PLANNER	97,850.22	97,850.22	0.00	97,849.80	0.00	0.00	97,849.80
0000330987	SUPV RAIL LINE	65,728.00	65,728.00	0.00	67,137.80	7,231.25	4,424.00	78,793.05
0000302480	SYSTEM SAFETY COORDINATOR	94,150.94	94,150.94	0.00	84,444.07	0.00	23,948.17	108,392.24
0000305233	CONTRACT PROFESSIONAL	0.00	0.00	0.00	59,297.11	14,947.93	0.00	74,245.04
0000335189	*JOURNEYMAN ET-RADIO MAINT	57,324.80	57,324.80	0.00	60,287.73	34,033.21	225.00	94,545.94
0000305750	*BUS OPERATOR	52,707.20	52,707.20	0.00	39,807.65	15,520.71	0.00	55,328.36
0000306406	MATERIALS PERFORMANCE ANALYST	69,793.10	69,793.10	0.00	65,374.14	0.00	6,030.94	71,405.08
0000345675	*TRANSPORTATION ASSISTANT	34,361.60	34,361.60	0.00	25,024.62	268.77	0.00	25,293.39
0000336891	*JOURNEYMAN ET-TRAIN CONTROL	57,324.80	57,324.80	0.00	62,487.18	30,085.22	225.00	92,797.40
0000302949	GEN SUPT RAIL CAR MAINTENANCE	100,927.58	100,927.58	0.00	89,870.43	0.00	12,810.16	102,680.59
0000346745	PROTECTIVE SPEC POLICE CADET	38,272.00	41,600.00	3,328.00	40,796.25	3,597.09	1,920.00	46,313.34
0000328473	SUPV RAIL LINE	63,856.00	63,856.00	0.00	60,219.47	12,958.31	6,453.50	79,631.28
0000344320	*JOURNEYMAN RAIL CAR MECHANIC	60,777.60	53,872.00	-6,905.60	56,178.78	3,938.03	0.00	60,116.81
0000331374	RAIL SERVICES CONTROLLER	46,508.80	71,552.00	25,043.20	66,820.90	10,708.95	1,290.00	78,819.85

METROPOLITAN ATLANTA RAPID TRANSIT AUTHORITY (MARTA)  
MARTOC REPORT

EE NUMBER	TITLE	FY 22 BASE SALARY	FY 23 BASE SALARY	DIFFERENCE +/-	REGULAR EARNINGS	OVERTIME EARNINGS	OTHER EARNINGS	TOTAL EARNINGS
0000335925	SAFETY DATA ANALYST	73,331.96	73,331.96	0.00	73,333.83	0.00	3,290.58	76,624.41
0000302399	TRANSIT POLICE LIEUTENANT	96,865.60	96,865.60	0.00	109,873.85	17,563.21	16,765.20	144,202.26
0000345092	*JOURNEYMAN BUS TECHNICIAN	53,352.00	54,308.80	956.80	56,861.84	38,596.20	225.00	95,683.04
0000320427	MOBILITY CUSTOMER CARE REP	44,733.00	44,733.00	0.00	45,350.24	2,588.98	2,160.76	50,099.98
0000346643	SR ENTERPRISE SECUR ENGINEER	101,803.78	101,803.78	0.00	101,803.78	0.00	0.00	101,803.78
0000348057	*BUS OPERATOR (DATE LAST EMPLOYED 21-Apr-2023)	36,899.20	36,899.20	0.00	25,849.05	5,449.25	0.00	31,298.30
0000347169	SECURITY TECHNICIAN	61,921.60	61,921.60	0.00	67,421.60	0.00	5,120.44	72,542.04
0000329573	FOREMAN BUILDINGS SUPP EQUIP	67,121.60	67,121.60	0.00	69,921.03	12,916.06	0.00	82,837.09
0000340398	*JOURNEYMAN TRACK MAINTAINER	57,324.80	57,324.80	0.00	49,226.04	702.78	0.00	49,928.82
0000348254	*JOURNEYMAN BUS TECHNICIAN	49,732.80	52,811.20	3,078.40	52,350.70	5,227.38	225.00	57,803.08
0000302798	*BUS OPERATOR	52,707.20	52,707.20	0.00	52,200.91	13,967.28	4,054.40	70,222.59
0000347081	SECURITY TECHNICIAN	61,921.60	61,921.60	0.00	67,183.44	0.00	0.00	67,183.44
0000303115	*REVENUE AGENT	52,395.20	52,395.20	0.00	53,245.01	66.14	0.00	53,311.15
0000315387	*MATERIAL CONTROLLER LEAD	54,828.80	54,828.80	0.00	51,491.54	79.08	3,374.08	54,944.70
0000349741	*SERVICEPERSON I	36,212.80	36,212.80	0.00	22,718.64	365.62	0.00	23,084.26
0000304974	*BUS OPERATOR	52,707.20	52,707.20	0.00	58,455.04	21,580.74	0.00	80,035.78
0000309687	*BUS OPERATOR	52,187.20	52,707.20	520.00	52,409.90	9,357.79	2,027.20	63,794.89
0000303470	SUPV RAIL LINE	60,756.80	60,756.80	0.00	61,917.94	9,661.56	3,651.25	75,230.75
0000349173	*BUS OPERATOR	36,899.20	36,899.20	0.00	21,810.48	967.29	0.00	22,777.77
0000347996	*BUS OPERATOR	36,899.20	36,899.20	0.00	39,246.48	12,458.40	141.92	51,846.80
0000346561	SAFETY OPERATIONAL OFFICER	88,003.50	88,003.50	0.00	85,814.81	180.52	2,369.35	88,364.68
0000339200	*BUS OPERATOR	52,187.20	52,187.20	0.00	57,286.92	17,619.36	0.00	74,906.28
0000304445	*JOURNEYMAN OVERHAULER	57,844.80	57,844.80	0.00	66,719.81	11,346.51	225.00	78,291.32
0000320946	SUPV RAIL LINE	69,056.00	69,056.00	0.00	70,873.58	5,826.72	5,035.45	81,735.75
0000347166	*BUS OPERATOR	36,899.20	40,705.60	3,806.40	38,957.92	11,610.64	1,722.16	52,290.72
0000336755	TRANSIT POLICE SERGEANT	64,168.00	67,995.20	3,827.20	58,243.06	25,178.07	12,485.56	95,906.69
0000344331	SCADA ENGINEER	101,342.80	101,342.80	0.00	101,341.75	0.00	7,223.94	108,565.69
0000341357	*JOURNEYMAN ET-RADIO MAINT	49,732.80	54,308.80	4,576.00	57,585.27	9,010.31	867.76	67,463.34
0000305580	*STATION AGENT	39,624.00	46,675.20	7,051.20	44,439.88	18,274.03	0.00	62,713.91
0000327674	*JOURNEYMAN RAIL CAR MECHANIC	57,324.80	57,324.80	0.00	58,525.43	18,375.65	225.00	77,126.08
0000331190	*JOURNEYMAN SUPPORT EQUIPMENT	57,324.80	57,324.80	0.00	26,155.60	888.81	225.00	27,269.41
0000342925	MOBILITY SUPP SVC PROGRAM SPEC	64,395.24	64,395.24	0.00	42,016.34	1,589.95	371.52	43,977.81
0000324310	SUPV CAR REPAIR INSPECTION	68,452.80	68,452.80	0.00	71,206.15	12,549.82	3,389.73	87,145.70
0000305494	CONTRACT PROFESSIONAL	0.00	0.00	0.00	65,293.20	751.39	0.00	66,044.59

**METROPOLITAN ATLANTA RAPID TRANSIT AUTHORITY (MARTA)**  
**MARTOC REPORT**

EE NUMBER	TITLE	FY 22	FY 23	DIFFERENCE	REGULAR	OVERTIME	OTHER	TOTAL
		BASE SALARY	BASE SALARY	+/-	EARNINGS	EARNINGS	EARNINGS	EARNINGS
0000339440	TRANSIT POLICE OFFICER	57,054.40	59,363.20	2,308.80	46,391.82	14,772.84	12,652.44	73,817.10
0000343974	*JOURNEYMAN RAIL CAR MECHANIC	54,308.80	49,732.80	-4,576.00	54,237.67	10,370.66	225.00	64,833.33
0000316722	*BUS OPERATOR (DATE LAST EMPLOYED 01-Nov-2022)	52,187.20	52,187.20	0.00	20,705.30	8,212.75	0.00	28,918.05
0000350205	*JOURNEYMAN ET-TELEPHONE MAINT	53,872.00	53,872.00	0.00	24,865.99	3,807.57	0.00	28,673.56
0000344920	PROTECTIVE SPEC POLICE CADET	50,731.20	41,600.00	-9,131.20	49,329.60	300.00	2,890.05	52,519.65
0000348662	*BUS OPERATOR	36,899.20	36,899.20	0.00	37,519.11	5,438.11	0.00	42,957.22
0000344649	*JOURNEYMAN BUS TECHNICIAN	54,142.40	54,308.80	166.40	56,264.48	22,204.88	225.00	78,694.36
0000337372	*RAIL STATION CLEANER	35,672.00	35,672.00	0.00	37,402.70	5,209.32	0.00	42,612.02
0000302700	*JOURNEYMAN RAIL CAR MECHANIC	57,844.80	57,844.80	0.00	56,504.30	0.00	1,615.50	58,119.80
0000328636	SR SAFETY OPS OFFICER BUS/RAIL	95,764.50	105,341.08	9,576.58	95,599.87	2,350.08	6,040.53	103,990.48
0000340776	*BUS OPERATOR	48,380.80	52,187.20	3,806.40	32,411.08	11,191.36	3,067.28	46,669.72
0000330236	*JOURNEYMAN SUPPORT EQUIPMENT	57,324.80	57,324.80	0.00	58,036.24	7,069.14	225.00	65,330.38
0000341873	TRANSIT POLICE OFFICER	57,054.40	57,054.40	0.00	29,868.61	1,572.87	0.00	31,441.48
0000333108	TRANSIT POLICE OFFICER	61,713.60	64,168.00	2,454.40	67,028.75	10,795.54	925.50	78,749.79
0000316415	*BUS OPERATOR	52,187.20	52,187.20	0.00	37,968.19	109.15	3,947.41	42,024.75
0000349133	*SERVICEPERSON I	38,272.00	38,272.00	0.00	28,312.08	3,145.68	0.00	31,457.76
0000350487	MGR CREATIVE SVCS/SR DESIGNER	90,000.04	90,000.04	0.00	31,153.95	0.00	0.00	31,153.95
0000345816	*BUS OPERATOR	40,705.60	44,532.80	3,827.20	35,803.87	3,105.41	3,193.20	42,102.48
0000306625	*RAIL OPERATOR	52,707.20	52,707.20	0.00	52,976.28	11,617.51	3,040.81	67,634.60
0000343676	*BUS OPERATOR	44,532.80	48,380.80	3,848.00	46,039.96	11,379.12	3,565.66	60,984.74
0000348914	*BUS OPERATOR (DATE LAST EMPLOYED 05-Mar-2023)	36,899.20	36,899.20	0.00	21,994.65	592.64	0.00	22,587.29
0000334390	*STATION AGENT	46,675.20	46,675.20	0.00	44,094.60	3,593.21	4,308.48	51,996.29
0000343887	*BUS OPERATOR	44,532.80	48,380.80	3,848.00	24,101.26	795.76	3,476.32	28,373.34
0000331639	FOREMAN COMPUTER MAINTENANCE	66,414.40	66,414.40	0.00	68,481.48	15,175.12	0.00	83,656.60
0000345429	TRANSIT POLICE OFFICER	48,776.00	50,731.20	1,955.20	52,326.13	9,854.12	4,097.52	66,277.77
0000339802	*JOURNEYMAN BUS TECHNICIAN	56,451.20	56,451.20	0.00	59,376.57	23,988.40	225.00	83,589.97
0000309725	*BUS OPERATOR	44,532.80	48,380.80	3,848.00	52,194.82	23,855.40	0.00	76,050.22
0000324636	*JOURNEYMAN SUPPORT EQUIPMENT	57,324.80	49,732.80	-7,592.00	60,446.77	22,788.71	0.00	83,235.48
0000349444	INFORMATION SYS ANALYST III	76,475.10	76,475.10	0.00	52,944.34	0.00	0.00	52,944.34
0000341958	*JOURNEYMAN ET-TRAIN CONTROL	49,732.80	57,324.80	7,592.00	53,411.75	1,167.02	225.00	54,803.77
0000304032	*JOURNEYMAN RAIL CAR MECHANIC	57,844.80	57,844.80	0.00	59,702.45	750.87	225.00	60,678.32
0000349184	*BUS OPERATOR	36,899.20	36,899.20	0.00	30,574.09	3,749.44	0.00	34,323.53
0000346685	E LEARNING SPECIALIST	69,235.14	69,235.14	0.00	69,236.93	0.00	0.00	69,236.93
0000332577	FIELD INSPECTOR II	64,993.50	64,993.50	0.00	64,116.22	7,448.84	6,310.71	77,875.77
0000316336	*RAIL STATION CLEANER	35,672.00	35,672.00	0.00	36,547.97	7,923.30	0.00	44,471.27

METROPOLITAN ATLANTA RAPID TRANSIT AUTHORITY (MARTA)  
MARTOC REPORT

EE NUMBER	TITLE	FY 22 BASE SALARY	FY 23 BASE SALARY	DIFFERENCE +/-	REGULAR EARNINGS	OVERTIME EARNINGS	OTHER EARNINGS	TOTAL EARNINGS
0000349489	*BUS OPERATOR (DATE LAST EMPLOYED 09-Jun-2023)	36,899.20	36,899.20	0.00	30,243.59	8,982.57	0.00	39,226.16
0000303517	DISPATCHER RADIO COMMUNICATION	66,185.60	66,185.60	0.00	64,662.89	1,562.49	6,745.84	72,971.22
0000304120	*BUS OPERATOR	52,707.20	52,707.20	0.00	49,526.71	7,826.74	6,284.32	63,637.77
0000318123	*BUS OPERATOR	52,187.20	52,187.20	0.00	56,573.23	17,888.38	0.00	74,461.61
0000337288	*BUS OPERATOR	52,187.20	52,187.20	0.00	53,044.68	27,990.03	3,211.52	84,246.23
0000337531	*BUS OPERATOR	52,187.20	52,187.20	0.00	51,359.80	11,523.97	4,616.56	67,500.33
0000341882	*BUS OPERATOR (DATE LAST EMPLOYED 03-Apr-2023)	48,380.80	52,187.20	3,806.40	40,633.41	19,128.90	1,860.80	61,623.11
0000341912	TRANSIT POLICE OFFICER	52,728.00	54,870.40	2,142.40	50,321.30	22,964.50	8,873.42	82,159.22
0000305504	SUPT STATION ZONE SERVICES	79,470.82	79,470.82	0.00	58,075.02	0.00	0.00	58,075.02
0000320085	*BUS OPERATOR	52,187.20	52,187.20	0.00	36,757.58	1,320.66	5,687.16	43,765.40
0000316697	*BUS DISPATCHER (BLOCKOUT)	51,792.00	51,979.20	187.20	52,654.29	9,600.07	0.00	62,254.36
0000346361	SR TECHNICAL SERVICES ENGINEER	95,481.36	95,481.36	0.00	94,378.88	0.00	0.00	94,378.88
0000317823	*SERVICEPERSON I	39,956.80	39,956.80	0.00	18,420.96	3,717.18	3,688.33	25,826.47
0000345775	*JOURNEYMAN TRACK MAINTAINER (DATE LAST EMPLOYED 31-May-2023)	54,308.80	54,308.80	0.00	57,302.22	15,666.09	0.00	72,968.31
0000303223	CONTRACT SERVICES INSPECTOR	53,289.60	53,289.60	0.00	49,420.61	2,011.55	7,993.44	59,425.60
0000317594	*SERVICEPERSON I	39,956.80	39,956.80	0.00	39,408.03	749.20	1,536.80	41,694.03
0000346292	*BUS OPERATOR	36,899.20	40,705.60	3,806.40	42,474.25	18,195.60	0.00	60,669.85
0000303462	*RAIL OPERATOR	52,707.20	52,707.20	0.00	53,207.75	1,480.19	207.03	54,894.97
0000348492	*BUS OPERATOR	36,899.20	36,899.20	0.00	37,289.89	7,094.82	0.00	44,384.71
0000303180	*SERVICEPERSON II	40,476.80	40,476.80	0.00	42,117.66	0.00	0.00	42,117.66
0000340458	*STATION AGENT	39,104.00	39,104.00	0.00	23,970.00	1,353.60	0.00	25,323.60
0000327291	*RAIL OPERATOR	52,187.20	52,187.20	0.00	39,287.96	4,549.76	995.83	44,833.55
0000347858	*BUS OPERATOR (DATE LAST EMPLOYED 07-Mar-2023)	36,899.20	36,899.20	0.00	21,646.77	2,958.26	0.00	24,605.03
0000338677	*SERVICEPERSON V	54,142.40	54,142.40	0.00	43,539.66	3,279.78	1,596.42	48,415.86
0000348079	PARKING SERVICES CASHIER PT	0.00	0.00	0.00	22,909.24	0.00	0.00	22,909.24
0000303590	MGR STRATEGIC PERFORMANCE	117,677.04	117,677.04	0.00	117,678.03	0.00	1,357.82	119,035.85
0000333631	TRANSIT POLICE OFFICER SPECIAL	72,196.80	72,196.80	0.00	81,485.41	27,519.68	2,776.80	111,781.89
0000302577	MAINTENANCE PLANNER FACILITIES	69,700.80	76,670.88	6,970.08	71,286.13	2,312.21	2,680.80	76,279.14
0000308175	PROJECT ENG SURVEY PROGRAMS	93,373.02	93,373.02	0.00	93,372.55	0.00	0.00	93,372.55
0000346085	*JOURNEYMAN BUS TECHNICIAN	52,811.20	54,142.40	1,331.20	36,922.71	173.06	925.38	38,021.15
0000346914	*SERVICEPERSON I	38,272.00	39,956.80	1,684.80	38,675.62	1,785.84	0.00	40,461.46
0000323250	*BUS OPERATOR	52,187.20	52,187.20	0.00	50,946.10	9,007.68	3,612.96	63,566.74
0000337169	TRANSIT POLICE CORPORAL	61,713.60	66,726.40	5,012.80	52,593.04	38,250.67	25,863.80	116,707.51
0000338404	*BUS OPERATOR	52,187.20	52,187.20	0.00	29,999.43	0.00	0.00	29,999.43

**METROPOLITAN ATLANTA RAPID TRANSIT AUTHORITY (MARTA)**  
**MARTOC REPORT**

EE NUMBER	TITLE	FY 22 BASE SALARY	FY 23 BASE SALARY	DIFFERENCE +/-	REGULAR EARNINGS	OVERTIME EARNINGS	OTHER EARNINGS	TOTAL EARNINGS
0000346055	RECRUITING OFFICER II	61,800.44	61,800.44	0.00	61,799.36	0.00	0.00	61,799.36
0000340158	CAPITAL PROGRAM MANAGER	123,574.36	123,574.36	0.00	123,575.70	0.00	0.00	123,575.70
0000323003	SR TECHNICAL SERVICES ENGINEER	110,689.80	110,689.80	0.00	110,688.66	0.00	2,980.11	113,668.77
0000345740	*BUS OPERATOR	40,705.60	44,532.80	3,827.20	42,078.47	11,375.05	2,862.24	56,315.76
0000338327	*BUS OPERATOR	36,899.20	36,899.20	0.00	15,835.36	4,833.75	0.00	20,669.11
0000346469	*BUS OPERATOR	36,899.20	40,705.60	3,806.40	23,894.36	442.53	0.00	24,336.89
0000321070	*JOURNEYMAN AA BUS TECHNICIAN	57,324.80	57,324.80	0.00	61,956.65	15,078.80	225.00	77,260.45
0000336074	FOREMAN COMMUNICATION	66,414.40	66,414.40	0.00	70,387.53	15,584.03	0.00	85,971.56
0000304891	*BUS OPERATOR	52,707.20	52,707.20	0.00	55,544.83	24,931.59	0.00	80,476.42
0000345798	CHF FINANCIAL OFFICER	299,936.52	299,936.52	0.00	318,781.05	0.00	1,153.61	319,934.66
0000331716	*JOURNEYMAN RAIL CAR MECHANIC	57,324.80	57,324.80	0.00	58,070.69	403.07	225.00	58,698.76
0000345709	*JOURNEYMAN ET-RADIO MAINT	54,308.80	55,536.00	1,227.20	58,460.60	26,695.20	225.00	85,380.80
0000320236	*DYNAMOMETER OPERATOR	57,324.80	57,324.80	0.00	62,067.91	25,093.43	225.00	87,386.34
0000339070	*BUS OPERATOR	52,187.20	52,187.20	0.00	48,571.83	12,851.35	3,211.52	64,634.70
0000333783	*BUS OPERATOR	52,187.20	52,187.20	0.00	53,038.32	9,488.28	602.16	63,128.76
0000344163	*BUS OPERATOR	44,532.80	48,380.80	3,848.00	47,994.41	12,259.64	0.00	60,254.05
0000321038	*JOURNEYMAN OVERHAULER	57,324.80	57,324.80	0.00	45,563.68	16,970.09	940.19	63,473.96
0000317663	TRANSIT POLICE OFFICER SPECIAL	69,409.60	72,196.80	2,787.20	17,647.55	79,303.66	60,170.09	157,121.30
0000318885	*BUS OPERATOR	52,187.20	52,187.20	0.00	51,525.38	26,675.46	1,405.04	79,605.88
0000316037	*JOURNEYMAN ET-RADIO MAINT	57,324.80	57,324.80	0.00	57,491.93	1,705.28	225.00	59,422.21
0000304500	SUPV COMMUNICATIONS IOC	62,836.80	69,118.40	6,281.60	66,331.01	6,072.09	8,180.72	80,583.82
0000330688	*BUS OPERATOR	52,187.20	52,187.20	0.00	55,197.02	24,141.52	0.00	79,338.54
0000343229	*BUS OPERATOR	44,532.80	48,380.80	3,848.00	32,297.71	4,325.88	2,243.91	38,867.50
0000346756	CONTRACT EMP PT POLICE OFFICER	0.00	0.00	0.00	40,298.25	26,801.90	7,972.20	75,072.35
0000303971	ACCOUNTING & TRAVEL COORD	61,737.00	67,177.50	5,440.50	63,510.73	0.00	4,958.25	68,468.98
0000349974	EMPLOYEE RELATIONS SPECIALIST	75,000.12	75,000.12	0.00	38,293.61	0.00	0.00	38,293.61
0000335854	*RAIL STATION CLEANER (DATE LAST EMPLOYED 26-Apr-2023)	35,672.00	35,672.00	0.00	35,933.48	2,469.60	0.00	38,403.08
0000348089	*BUS OPERATOR (DATE LAST EMPLOYED 23-Jan-2023)	36,899.20	36,899.20	0.00	22,746.31	2,641.09	0.00	25,387.40
0000318561	*BUS OPERATOR	52,187.20	52,187.20	0.00	54,651.89	12,549.87	0.00	67,201.76
0000304787	*BUS OPERATOR	52,707.20	52,707.20	0.00	58,827.16	24,036.88	0.00	82,864.04
0000333185	TRANSIT POLICE OFFICER	66,726.40	69,409.60	2,683.20	61,812.60	30,782.85	11,170.10	103,765.55
0000323601	*BUS OPERATOR	52,187.20	52,187.20	0.00	40,466.27	2,543.41	3,327.45	46,337.13
0000337377	*RAIL OPERATOR	52,187.20	52,187.20	0.00	54,172.69	15,282.19	3,612.96	73,067.84
0000338900	SR RECRUITER	75,637.90	75,637.90	0.00	75,638.29	0.00	5,818.32	81,456.61

**METROPOLITAN ATLANTA RAPID TRANSIT AUTHORITY (MARTA)**  
**MARTOC REPORT**

EE NUMBER	TITLE	FY 22	FY 23	DIFFERENCE +/-	REGULAR EARNINGS	OVERTIME EARNINGS	OTHER EARNINGS	TOTAL EARNINGS
		BASE SALARY	BASE SALARY					
0000303786	*JOURNEYMAN RAIL CAR MECHANIC	57,844.80	57,844.80	0.00	62,594.70	1,032.48	225.00	63,852.18
0000304951	*JOURNEYMAN AA BUS TECHNICIAN	57,844.80	57,844.80	0.00	58,348.96	1,105.48	225.00	59,679.44
0000324782	SUPT BUS COMMUNICATIONS CENTER	68,182.40	77,628.20	9,445.80	72,779.64	1,368.26	10,221.13	84,369.03
0000337935	*RAIL OPERATOR	52,187.20	52,187.20	0.00	32,081.11	12,912.26	3,032.89	48,026.26
0000333407	SUPV BUS TRANSPORTATION	52,187.20	63,044.80	10,857.60	62,097.14	958.77	3,637.20	66,693.11
0000335639	TRANSIT POLICE OFFICER	66,726.40	69,409.60	2,683.20	19,738.12	59,005.65	55,723.36	134,467.13
0000315268	CUSTOMER CARE FIELD REP	49,998.00	60,255.00	10,257.00	56,225.22	0.00	0.00	56,225.22
0000348593	TRANSIT POLICE OFFICER	46,904.00	48,776.00	1,872.00	49,478.48	9,846.10	3,540.95	62,865.53
0000344086	ARCHITECT VI	102,716.90	102,716.90	0.00	102,720.31	0.00	0.00	102,720.31
0000322144	*BUS OPERATOR (DATE LAST EMPLOYED 01-Jun-2023)	52,187.20	52,187.20	0.00	48,591.15	4,488.81	0.00	53,079.96
0000332072	*BUS OPERATOR	52,187.20	52,187.20	0.00	54,408.75	20,936.11	2,207.92	77,552.78
0000346505	TEST ENGINEER	98,550.92	98,550.92	0.00	98,549.59	0.00	12,693.38	111,242.97
0000343470	*BUS OPERATOR	44,532.80	48,380.80	3,848.00	49,704.25	16,021.57	0.00	65,725.82
0000347652	TRANSIT POLICE OFFICER	48,776.00	50,731.20	1,955.20	38,570.58	4,399.45	0.00	42,970.03
0000348406	*BUS OPERATOR	36,899.20	36,899.20	0.00	38,882.46	9,291.51	118.33	48,292.30
0000341698	*BUS OPERATOR	48,380.80	52,187.20	3,806.40	52,010.92	24,765.71	0.00	76,776.63
0000332248	*BUS OPERATOR	52,187.20	52,187.20	0.00	43,283.29	9,772.76	2,057.38	55,113.43
0000334794	*BUS OPERATOR	52,187.20	52,187.20	0.00	54,130.74	12,483.30	0.00	66,614.04
0000344467	*BUS OPERATOR	44,532.80	48,380.80	3,848.00	45,020.71	10,461.53	2,814.49	58,296.73
0000303044	CONTRACT INSTRUCTOR (DATE LAST EMPLOYED 02-Dec-2022)	0.00	0.00	0.00	21,991.20	6,440.28	0.00	28,431.48
0000347320	*JOURNEYMAN BUS TECHNICIAN	49,732.80	53,352.00	3,619.20	43,203.02	12,005.44	225.00	55,433.46
0000332653	*RAIL OPERATOR	52,187.20	52,187.20	0.00	25,892.88	0.00	0.00	25,892.88
0000316463	*BUS OPERATOR	52,187.20	52,187.20	0.00	54,085.13	23,296.98	2,408.64	79,790.75
0000346502	PROTECTIVE SPEC POLICE CADET	44,137.60	44,137.60	0.00	36,623.98	34,674.93	15,725.68	87,024.59
0000318680	*BUS OPERATOR	52,187.20	52,187.20	0.00	52,378.74	14,143.35	3,612.96	70,135.05
0000349503	*BUS OPERATOR	36,899.20	36,899.20	0.00	29,113.55	8,094.83	0.00	37,208.38
0000343573	*BUS OPERATOR (DATE LAST EMPLOYED 12-May-2023)	44,532.80	48,380.80	3,848.00	36,471.12	8,835.14	2,141.06	47,447.32
0000333674	*BUS OPERATOR	52,187.20	52,187.20	0.00	48,572.74	5,404.87	4,215.12	58,192.73
0000318105	TRANSIT POLICE SERGEANT	69,409.60	73,548.80	4,139.20	68,248.66	22,360.86	7,946.38	98,555.90
0000305292	GEN SUPT BUS MAINT	96,301.14	96,301.14	0.00	94,819.91	0.00	7,407.80	102,227.71
0000329225	TRANSIT POLICE SERGEANT	79,539.20	79,539.20	0.00	7,591.84	108,940.88	81,793.92	198,326.64
0000335629	QUALITY CONTROL INSPECTOR	67,060.50	67,060.50	0.00	66,028.93	0.00	1,031.72	67,060.65
0000329791	RESIDENT ENGINEER	110,814.08	110,814.08	0.00	110,816.37	0.00	0.00	110,816.37
0000315453	*BUS OPERATOR	36,899.20	36,899.20	0.00	22,668.96	2,453.48	0.00	25,122.44

METROPOLITAN ATLANTA RAPID TRANSIT AUTHORITY (MARTA)  
MARTOC REPORT

EE NUMBER	TITLE	FY 22	FY 23	DIFFERENCE	REGULAR	OVERTIME	OTHER	TOTAL
		BASE SALARY	BASE SALARY	+/-	EARNINGS	EARNINGS	EARNINGS	EARNINGS
0000347422	PROTECTIVE SPEC POLICE CADET	44,137.60	44,137.60	0.00	22,727.19	29,971.43	23,304.80	76,003.42
0000316113	*BUS OPERATOR	52,187.20	52,187.20	0.00	26,368.20	3,427.46	602.16	30,397.82
0000320159	*STATION AGENT	46,675.20	46,675.20	0.00	48,276.20	2,457.18	718.08	51,451.46
0000303406	MOBILITY SUPPORT SVCS PGM MGR	94,654.82	94,654.82	0.00	93,474.65	0.00	9,101.45	102,576.10
0000348000	*BUS OPERATOR	36,899.20	36,899.20	0.00	40,341.05	11,245.52	0.00	51,586.57
0000344609	*STATION AGENT	39,104.00	39,104.00	0.00	28,988.23	69.54	0.00	29,057.77
0000337721	SR FINANCIAL ANALYST	104,895.18	104,895.18	0.00	51,876.39	0.00	0.00	51,876.39
0000342885	*BUS OPERATOR	44,532.80	48,380.80	3,848.00	41,441.73	4,037.24	3,349.44	48,828.41
0000333245	SR CUST SVC SOCIAL MEDIA SPEC	68,314.74	81,031.34	12,716.60	73,130.47	0.00	4,464.85	77,595.32
0000317821	PROTECTIVE SPEC POLICE CADET	44,137.60	44,137.60	0.00	33,937.15	13,905.15	14,077.68	61,919.98
0000305702	*JOURNEYMAN TRACK WALKER	57,844.80	57,844.80	0.00	57,588.89	3,879.52	2,781.00	64,249.41
0000341963	FOREMAN POWER	57,324.80	60,673.60	3,348.80	76,864.11	21,609.77	225.00	98,698.88
0000306204	CONTRACT PROFESSIONAL	0.00	0.00	0.00	40,199.98	0.00	0.00	40,199.98
0000334972	*BUS OPERATOR (DATE LAST EMPLOYED 05-Jun-2023)	52,187.20	52,187.20	0.00	51,998.87	14,336.06	3,010.80	69,345.73
0000303518	MAINTENANCE PLANNER BUS	67,308.80	67,308.80	0.00	71,865.04	27,059.48	1,294.40	100,218.92
0000322156	SR PROJECT MANAGER	118,819.48	135,000.06	16,180.58	124,792.55	0.00	26,643.02	151,435.57
0000349771	SUPPLIER DIVERSITY PRGM ANLYST	76,784.50	76,784.50	0.00	50,132.21	0.00	0.00	50,132.21
0000332892	*BUS OPERATOR	52,187.20	52,187.20	0.00	54,249.40	20,341.50	0.00	74,590.90
0000344247	*BUS OPERATOR	44,532.80	48,380.80	3,848.00	39,787.32	21,174.14	171.28	61,132.74
0000302228	*JOURNEYMAN RAIL CAR MECHANIC	57,844.80	57,844.80	0.00	60,022.27	3,942.08	225.00	64,189.35
0000342155	*BUS OPERATOR	48,380.80	52,187.20	3,806.40	46,616.39	11,093.58	6,692.01	64,401.98
0000349082	TRANSIT POLICE OFFICER	52,728.00	52,728.00	0.00	28,513.05	1,530.51	0.00	30,043.56
0000317778	*BUS OPERATOR	52,187.20	52,187.20	0.00	44,368.79	5,200.10	4,415.84	53,984.73
0000348805	*BUS OPERATOR	36,899.20	36,899.20	0.00	36,868.95	12,909.93	0.00	49,778.88
0000321663	*BUS DISPATCHER (BLOCKOUT)	52,291.20	52,291.20	0.00	57,702.31	23,738.48	0.00	81,440.79
0000331907	TRANSIT POLICE OFFICER	64,168.00	66,726.40	2,558.40	45,004.71	35,300.84	25,894.11	106,199.66
0000302719	*BUS OPERATOR	52,707.20	52,707.20	0.00	55,285.84	32,540.50	6,689.76	94,516.10
0000324755	FOREMAN TRAIN CONTROL	69,742.40	69,742.40	0.00	71,517.11	18,745.65	0.00	90,262.76
0000347848	*BUS OPERATOR (DATE LAST EMPLOYED 07-Feb-2023)	36,899.20	36,899.20	0.00	27,134.66	3,010.69	0.00	30,145.35
0000333629	*JOURNEYMAN ELEC POWER ELECT	57,324.80	57,324.80	0.00	60,454.92	47,210.31	225.00	107,890.23
0000304319	SUPT CONTROL CENTER	104,867.88	104,867.88	0.00	104,869.32	0.00	13,982.40	118,851.72
0000350304	CONTRACT SPECIALIST II	69,804.02	69,804.02	0.00	31,948.86	0.00	0.00	31,948.86
0000303404	SUPV STATION CARE	64,480.00	64,480.00	0.00	65,537.14	7,746.89	4,960.00	78,244.03
0000350391	*JOURNEYMAN ET-RADIO MAINT	49,732.80	49,732.80	0.00	21,194.12	1,569.12	0.00	22,763.24
0000341619	*JOURNEYMAN AA BUS TECHNICIAN	55,348.80	57,324.80	1,976.00	57,746.07	15,323.32	225.00	73,294.39

## MARTOC REPORT

EE NUMBER	TITLE	FY 22 BASE SALARY	FY 23 BASE SALARY	DIFFERENCE +/-	REGULAR EARNINGS	OVERTIME EARNINGS	OTHER EARNINGS	TOTAL EARNINGS
0000315455	MEDIA SALES REP	31,044.00	31,044.00	0.00	31,769.67	4,826.46	3,224.12	39,820.25
0000333093	*BUS OPERATOR	52,187.20	52,187.20	0.00	47,103.56	5,809.06	4,870.73	57,783.35
0000342315	*BUS OPERATOR	48,380.80	52,187.20	3,806.40	45,941.37	17,052.29	2,492.24	65,485.90
0000340148	*SERVICEPERSON I	36,212.80	39,956.80	3,744.00	37,652.76	662.40	147.20	38,462.36
0000341141	*BUS OPERATOR	48,380.80	52,187.20	3,806.40	52,013.29	15,142.61	0.00	67,155.90
0000324646	*BUS OPERATOR (DATE LAST EMPLOYED 16-Nov-2022)	52,187.20	52,187.20	0.00	25,328.73	1,467.44	511.86	27,308.03
0000302705	CONTRACT EMP PT POLICE OFFICER	0.00	0.00	0.00	-315.00	18,840.00	18,840.00	37,365.00
0000347406	SUPV CAR REPAIR INSPECTION	63,876.80	63,876.80	0.00	64,972.25	14,106.06	1,719.76	80,798.07
0000343461	*BUS OPERATOR	44,532.80	48,380.80	3,848.00	48,739.49	14,735.43	0.00	63,474.92
0000341525	*JOURNEYMAN ET-COMPUTER MAINT	54,308.80	55,536.00	1,227.20	56,122.66	20,581.60	225.00	76,929.26
0000337868	PRINCIPAL PLANNER/PROJ SCHED (DATE LAST EMPLOYED 01-Mar-2023)	107,676.92	107,676.92	0.00	69,991.20	0.00	1,086.16	71,077.36
0000341299	AGM TECHNOLOGY/CIO	218,019.88	218,019.88	0.00	223,024.40	0.00	0.00	223,024.40
0000349911	CJIT-CALL TAKER	48,006.40	48,006.40	0.00	28,397.90	2,965.78	0.00	31,363.68
0000343396	*SERVICEPERSON I	39,956.80	39,956.80	0.00	40,135.52	332.11	0.00	40,467.63
0000348916	*BUS OPERATOR (DATE LAST EMPLOYED 08-Jun-2023)	36,899.20	36,899.20	0.00	22,745.19	2,861.40	0.00	25,606.59
0000348691	*BUS OPERATOR	36,899.20	36,899.20	0.00	26,362.53	2,016.54	141.92	28,520.99
0000337592	RAIL SERVICES CONTROLLER	76,044.80	76,044.80	0.00	77,101.48	33,684.49	10,480.66	121,266.63
0000348377	TRANSIT POLICE OFFICER (DATE LAST EMPLOYED 10-Jul-2023)	46,904.00	54,870.40	7,966.40	34,059.92	4,056.39	316.56	38,432.87
0000349260	*BUS OPERATOR	36,899.20	36,899.20	0.00	19,047.48	1,644.54	0.00	20,692.02
0000344199	*BUS OPERATOR	44,532.80	48,380.80	3,848.00	48,809.30	10,162.25	0.00	58,971.55
0000333508	*MATERIAL CONTROLLER	51,001.60	53,185.60	2,184.00	54,567.40	6,626.06	376.32	61,569.78
0000331471	*BUS OPERATOR	52,187.20	52,187.20	0.00	51,918.55	11,949.60	0.00	63,868.15
0000318654	*JOURNEYMAN ET-RAIL CAR MAINT	57,324.80	57,324.80	0.00	59,421.13	13,063.47	225.00	72,709.60
0000341385	SUPV BUS TRANSPORTATION	48,380.80	63,044.80	14,664.00	64,032.04	22,512.05	0.00	86,544.09
0000341884	*BUS OPERATOR	48,380.80	52,187.20	3,806.40	46,539.17	17,590.76	0.00	64,129.93
0000348413	*BUS OPERATOR	36,899.20	36,899.20	0.00	39,506.35	9,205.30	0.00	48,711.65
0000335542	SUPV BUS TRANSPORTATION	64,334.40	64,334.40	0.00	67,310.03	17,855.78	6,680.88	91,846.69
0000326983	SUPV BUS MAINTENANCE	57,324.80	60,777.60	3,452.80	58,054.47	22,158.54	776.20	80,989.21
0000344298	*BUS OPERATOR	36,899.20	40,705.60	3,806.40	38,045.05	3,313.29	942.70	42,301.04
0000348717	*JOURNEYMAN TRACK MAINTAINER (DATE LAST EMPLOYED 15-Mar-2023)	49,732.80	49,732.80	0.00	32,913.72	502.12	0.00	33,415.84
0000316322	FARE COLLECTION COORDINATOR OP	61,093.50	61,093.50	0.00	61,881.65	3,519.90	0.00	65,401.55
0000302839	*MATERIAL CONTROLLER LEAD (DATE LAST EMPLOYED 01-Apr-2023)	55,348.80	55,348.80	0.00	52,026.01	4,141.23	3,831.84	59,999.08
0000348853	TRANSIT POLICE OFFICER	50,731.20	50,731.20	0.00	43,602.05	13,329.18	5,512.14	62,443.37
0000302460	GEN SUPT BUS MAINT	96,301.14	96,301.14	0.00	75,930.04	0.00	15,787.47	91,717.51



METROPOLITAN ATLANTA RAPID TRANSIT AUTHORITY (MARTA)  
MARTOC REPORT

EE NUMBER	TITLE	FY 22 BASE SALARY	FY 23 BASE SALARY	DIFFERENCE +/-	REGULAR EARNINGS	OVERTIME EARNINGS	OTHER EARNINGS	TOTAL EARNINGS
0000344299	(DATE LAST EMPLOYED 31-Mar-2023) *BUS OPERATOR	44,532.80	48,380.80	3,848.00	36,207.32	9,190.98	2,411.63	47,809.93
0000323164	(DATE LAST EMPLOYED 31-Jul-2023) *BUS OPERATOR	52,187.20	52,187.20	0.00	26,275.88	7,781.90	1,088.41	35,146.19
0000321064	*BUS OPERATOR	52,187.20	52,187.20	0.00	55,619.93	19,850.72	0.00	75,470.65
0000341362	*JOURNEYMAN ET-COMPUTER MAINT	57,324.80	57,324.80	0.00	53,463.50	7,678.94	3,182.19	64,324.63
0000345031	SYSTEM SAFETY COORDINATOR	83,824.52	90,530.70	6,706.18	84,343.06	0.00	4,057.98	88,401.04
0000318958	DISPATCHER-RAIL TRANSPORTATION	63,710.40	63,710.40	0.00	57,875.41	2,151.82	6,034.11	66,061.34
0000349501	*BUS OPERATOR	36,899.20	36,899.20	0.00	26,048.41	5,644.04	0.00	31,692.45
0000322804	*BUS OPERATOR	52,187.20	52,187.20	0.00	50,950.00	10,513.47	5,062.67	66,526.14
0000337928	DISPATCHER RADIO COMMUNICATION	52,187.20	54,912.00	2,724.80	51,157.45	7,238.85	2,772.84	61,169.14
0000335861	*BUS OPERATOR	52,187.20	52,187.20	0.00	23,084.87	4,684.84	2,191.11	29,960.82
0000339834	*RAIL STATION CLEANER	35,672.00	35,672.00	0.00	35,208.89	0.00	0.00	35,208.89
0000305282	*RAIL STATION CLEANER	36,192.00	36,192.00	0.00	23,562.97	9,500.40	0.00	33,063.37
0000347551	(DATE LAST EMPLOYED 01-Nov-2022) *BUS OPERATOR	36,899.20	40,705.60	3,806.40	42,453.00	13,165.15	0.00	55,618.15
0000330300	*JOURNEYMAN ET-TRAIN CONTROL	57,324.80	57,324.80	0.00	62,562.97	37,857.13	225.00	100,645.10
0000341813	*BUS OPERATOR	48,380.80	52,187.20	3,806.40	50,764.16	12,027.41	1,003.60	63,795.17
0000341617	*JOURNEYMAN ET-TRAIN CONTROL	57,324.80	57,324.80	0.00	58,807.92	21,765.55	225.00	80,798.47
0000304471	*JOURNEYMAN RAIL CAR MECHANIC	57,844.80	57,844.80	0.00	69,602.54	5,548.13	225.00	75,375.67
0000320216	*JOURNEYMAN RAIL CAR MECHANIC	57,324.80	57,324.80	0.00	55,073.54	62.01	500.60	55,636.15
0000304430	*SERVICEPERSON IV	43,222.40	43,222.40	0.00	46,015.89	10,124.98	1,039.00	57,179.87
0000334967	*JOURNEYMAN RAIL CAR MECHANIC	57,324.80	57,324.80	0.00	58,284.28	3,877.70	225.00	62,386.98
0000349651	CUSTOMER CARE SPEC	47,989.50	47,989.50	0.00	33,079.77	0.00	0.00	33,079.77
0000345630	*JOURNEYMAN BUS TECHNICIAN	53,352.00	53,352.00	0.00	17,063.91	10,140.52	225.00	27,429.43
0000349644	(DATE LAST EMPLOYED 04-Jan-2023) *BUS OPERATOR	36,899.20	36,899.20	0.00	27,119.11	7,381.41	0.00	34,500.52
0000304680	SUPV TELEPHONY OPERATIONS	88,511.28	80,953.86	-7,557.42	88,221.92	0.00	12,622.17	100,844.09
0000345498	TRANSIT POLICE OFFICER	50,731.20	52,728.00	1,996.80	47,985.47	31,156.34	14,131.80	93,273.61
0000346751	*BUS OPERATOR	36,899.20	40,705.60	3,806.40	38,587.26	10,444.30	977.92	50,009.48
0000325669	GEN FOREMAN ATC	81,157.96	81,157.96	0.00	81,159.37	0.00	10,925.11	92,084.48
0000346352	*JOURNEYMAN ELEC POWER ELECT	53,872.00	55,536.00	1,664.00	59,224.39	28,688.90	225.00	88,138.29
0000349187	*CUSTOMER INFORMATION OPERATOR	34,361.60	34,361.60	0.00	26,316.72	3,614.93	0.00	29,931.65
0000323521	(DATE LAST EMPLOYED 20-Jul-2023) *BUS OPERATOR	52,187.20	52,187.20	0.00	53,200.64	19,759.99	3,412.24	76,372.87
0000343832	*JOURNEYMAN TRACK MECHANIC	55,536.00	57,324.80	1,788.80	38,058.61	9,253.63	225.00	47,537.24
0000344353	(DATE LAST EMPLOYED 04-Mar-2023) *BUS OPERATOR	44,532.80	48,380.80	3,848.00	18,089.98	3,212.52	1,079.85	22,382.35
0000325918	MGR ELEC POWER & EQUIPMENT	106,360.28	106,360.28	0.00	101,230.07	0.00	4,963.50	106,193.57
0000317811	*SERVICEPERSON I	39,956.80	39,956.80	0.00	43,255.41	47,984.29	0.00	91,239.70

METROPOLITAN ATLANTA RAPID TRANSIT AUTHORITY (MARTA)  
MARTOC REPORT

EE NUMBER	TITLE	FY 22 BASE SALARY	FY 23 BASE SALARY	DIFFERENCE +/-	REGULAR EARNINGS	OVERTIME EARNINGS	OTHER EARNINGS	TOTAL EARNINGS
0000340597	BUILDING MAINT SPEC II	53,936.48	53,936.48	0.00	53,520.32	0.00	2,489.39	56,009.71
0000347033	PROGRAM MGR CUSTOMER EXP INNOV	107,880.24	107,880.24	0.00	107,878.77	0.00	797.21	108,675.98
0000344868	SAFETY OPERATIONAL OFFICER	89,719.50	89,719.50	0.00	89,058.56	1,500.73	5,003.60	95,562.89
0000341907	*BUS OPERATOR (DATE LAST EMPLOYED 05-May-2023)	48,380.80	48,380.80	0.00	47,372.05	10,352.31	0.00	57,724.36
0000346126	*JOURNEYMAN BUS TECHNICIAN	52,811.20	54,142.40	1,331.20	54,307.02	4,418.50	225.00	58,950.52
0000332393	*BUS OPERATOR	52,187.20	52,187.20	0.00	46,381.81	10,479.95	4,365.67	61,227.43
0000323126	MAINTENANCE PARTS COORDINATOR	56,689.36	56,689.36	0.00	56,690.56	0.00	4,957.59	61,648.15
0000321208	CAPITAL PROJECT COORDINATOR	72,118.02	72,118.02	0.00	71,838.09	0.00	4,345.58	76,183.67
0000349302	*BUS OPERATOR	36,899.20	36,899.20	0.00	28,930.61	4,053.57	0.00	32,984.18
0000334347	*BUS OPERATOR	52,187.20	52,187.20	0.00	52,880.67	13,455.00	1,806.48	68,142.15
0000327863	*BUS OPERATOR (DATE LAST EMPLOYED 18-Nov-2022)	52,187.20	52,187.20	0.00	22,505.79	1,763.24	0.00	24,269.03
0000343674	*JOURNEYMAN BUS TECHNICIAN	54,308.80	54,600.00	291.20	55,889.76	2,671.94	225.00	58,786.70
0000343777	*SERVICEPERSON IV	42,702.40	42,702.40	0.00	43,349.44	7,908.23	0.00	51,257.67
0000342651	*BUS OPERATOR	48,380.80	52,187.20	3,806.40	48,971.23	11,752.50	1,920.82	62,644.55
0000331712	*BUS OPERATOR	52,187.20	52,187.20	0.00	54,822.39	18,838.35	1,420.10	75,080.84
0000334705	*BUS OPERATOR	52,187.20	52,187.20	0.00	30,806.00	2,658.95	0.00	33,464.95
0000305489	*BUS OPERATOR	52,707.20	52,707.20	0.00	51,417.10	12,452.51	5,878.88	69,748.49
0000318279	*SERVICEPERSON I (A)	38,750.40	40,539.20	1,788.80	43,580.20	7,810.61	1,701.36	53,092.17
0000333336	INSTRUCTOR BUS TECHNICAL	64,272.00	72,508.80	8,236.80	68,798.53	24,033.76	4,183.20	97,015.49
0000302297	*BUS OPERATOR	51,667.20	52,707.20	1,040.00	55,619.94	5,202.51	0.00	60,822.45
0000350118	*BUS OPERATOR	36,899.20	36,899.20	0.00	20,058.02	2,723.06	0.00	22,781.08
0000346353	*JOURNEYMAN ELEC POWER ELECT (DATE LAST EMPLOYED 13-Jul-2023)	53,872.00	55,536.00	1,664.00	59,823.55	37,851.76	225.00	97,900.31
0000338540	*BUS OPERATOR	52,187.20	52,187.20	0.00	54,121.61	20,863.48	1,405.04	76,390.13
0000325711	TRANSIT POLICE SERGEANT	70,761.60	73,548.80	2,787.20	64,742.05	15,606.25	18,098.64	98,446.94
0000321571	TRANSIT POLICE OFFICER SPECIAL	72,196.80	72,196.80	0.00	71,349.61	30,295.42	5,692.44	107,337.47
0000302103	CIVIL STRUCTURE & INSP ENGR	108,366.44	108,366.44	0.00	108,364.48	0.00	15,324.14	123,688.62
0000348239	*BUS OPERATOR	36,899.20	36,899.20	0.00	35,528.74	7,223.11	709.60	43,461.45
0000338370	DIR SUSTAINABILITY	130,787.80	130,787.80	0.00	130,788.31	0.00	0.00	130,788.31
0000330505	*JOURNEYMAN BUS TECHNICIAN	56,451.20	56,451.20	0.00	61,737.90	15,408.80	225.00	77,371.70
0000320680	TEST ENGINEER	99,270.60	99,270.60	0.00	99,271.65	0.00	6,109.99	105,381.64
0000317672	*JOURNEYMAN SUPPORT EQUIPMENT	57,324.80	57,324.80	0.00	54,925.00	682.11	225.00	55,832.11
0000305910	*MATERIAL CONTROLLER	53,705.60	53,705.60	0.00	54,063.64	1,549.20	0.00	55,612.84
0000303496	DIR FACILITIES	132,613.00	132,613.00	0.00	133,538.86	0.00	8,874.92	142,413.78
0000342168	*RAIL STATION CLEANER	35,672.00	35,672.00	0.00	29,656.50	17,029.95	5,213.60	51,900.05

METROPOLITAN ATLANTA RAPID TRANSIT AUTHORITY (MARTA)  
MARTOC REPORT

EE NUMBER	TITLE	FY 22	FY 23	DIFFERENCE +/-	REGULAR EARNINGS	OVERTIME EARNINGS	OTHER EARNINGS	TOTAL EARNINGS
		BASE SALARY	BASE SALARY					
0000331597	*JOURNEYMAN ET-TRAIN CONTROL	57,324.80	57,324.80	0.00	59,882.76	10,138.65	225.00	70,246.41
0000336098	*BUS OPERATOR	52,187.20	52,187.20	0.00	37,816.77	6,069.09	4,917.64	48,803.50
0000345028	*JOURNEYMAN BUS TECHNICIAN	53,352.00	54,308.80	956.80	58,585.50	23,840.53	225.00	82,651.03
0000334891	*BUS OPERATOR	52,187.20	52,187.20	0.00	48,426.79	10,040.74	3,813.68	62,281.21
0000345040	TRANSIT POLICE OFFICER (DATE LAST EMPLOYED 07-Nov-2022)	54,870.40	54,870.40	0.00	23,849.09	3,022.31	3,024.74	29,896.14
0000349001	*RAIL STATION CLEANER	32,032.00	32,032.00	0.00	22,562.96	1,392.96	0.00	23,955.92
0000335510	*STATION AGENT	39,104.00	39,104.00	0.00	31,315.67	3,071.23	0.00	34,386.90
0000305574	*BUS OPERATOR	52,707.20	52,707.20	0.00	52,400.90	2,100.11	0.00	54,501.01
0000348050	SUPV RAIL LINE	60,756.80	60,756.80	0.00	63,655.93	15,539.77	0.00	79,195.70
0000335727	OFFICE ADMINISTRATOR II	54,129.14	54,129.14	0.00	35,724.75	0.00	0.00	35,724.75
0000345964	PROTECTIVE SPEC POLICE CADET	44,137.60	44,137.60	0.00	48,419.67	668.44	2,544.71	51,632.82
0000350022	*BUS OPERATOR	36,899.20	36,899.20	0.00	18,842.66	3,318.29	0.00	22,160.95
0000344675	ADMINISTRATIVE ASSISTANT	40,072.50	40,072.50	0.00	41,756.14	1,639.72	822.00	44,217.86
0000324229	APARC SYS AMBASSADOR	31,044.00	45,337.50	14,293.50	36,912.32	4,615.05	3,054.00	44,581.37
0000316842	*SERVICEPERSON IV	42,702.40	42,702.40	0.00	45,488.03	22,411.17	0.00	67,899.20
0000343423	SR INFORMATION SYSTEMS ANALYST	95,481.36	95,481.36	0.00	95,479.12	0.00	2,937.89	98,417.01
0000331666	*RAIL OPERATOR	52,187.20	52,187.20	0.00	53,395.26	9,735.93	4,486.70	67,617.89
0000306478	DIR REVENUE OPERATIONS	79,454.96	123,074.12	43,619.16	116,658.05	0.00	11,834.05	128,492.10
0000350236	PROTECTIVE SPEC POLICE CADET	41,600.00	41,600.00	0.00	23,215.07	1,200.00	800.00	25,215.07
0000315115	*BUS OPERATOR	52,187.20	52,707.20	520.00	54,560.55	20,564.03	0.00	75,124.58
0000328131	*RAIL OPERATOR	52,187.20	52,187.20	0.00	53,127.82	8,887.63	2,810.10	64,825.55
0000331025	ANALYSIS & PROCEDURES OFFICER (DATE LAST EMPLOYED 02-Jun-2023)	78,481.52	78,481.52	0.00	75,164.02	0.00	2,756.93	77,920.95
0000324187	*RAIL STATION CLEANER	35,672.00	35,672.00	0.00	37,730.00	11,839.94	0.00	49,569.94
0000345487	PROTECTIVE SPEC POLICE CADET	44,137.60	44,137.60	0.00	15,594.12	57,111.08	35,656.66	108,361.86
0000347764	*BUS OPERATOR (DATE LAST EMPLOYED 18-May-2023)	36,899.20	36,899.20	0.00	37,185.90	12,058.96	0.00	49,244.86
0000349878	*BUS OPERATOR	36,899.20	36,899.20	0.00	23,540.05	2,187.39	0.00	25,727.44
0000320788	*JOURNEYMAN ET-TRAIN CONTROL	57,324.80	57,324.80	0.00	58,091.36	12,205.64	225.00	70,522.00
0000322967	TRANSIT POLICE LIEUTENANT	96,865.60	96,865.60	0.00	101,129.80	14,381.82	6,985.50	122,497.12
0000320593	SR COMMUNITY OUTREACH PLANNER	83,335.20	83,335.20	0.00	81,772.06	0.00	9,578.64	91,350.70
0000315615	*STATION AGENT	33,300.80	42,432.00	9,131.20	39,319.19	2,756.55	79.90	42,155.64
0000302438	*RAIL OPERATOR	52,707.20	52,707.20	0.00	45,638.41	14,481.49	8,928.05	69,047.95
0000346806	TRANSIT POLICE OFFICER	50,731.20	52,728.00	1,996.80	41,449.97	27,546.24	22,401.70	91,397.91
0000342000	*BUS OPERATOR	48,380.80	52,187.20	3,806.40	47,812.74	10,790.00	0.00	58,602.74
0000341254	MGR CIP CHANGE CONTROL	66,677.26	104,533.26	37,856.00	89,971.57	0.00	0.00	89,971.57

METROPOLITAN ATLANTA RAPID TRANSIT AUTHORITY (MARTA)  
**MARTOC REPORT**

EE NUMBER	TITLE	FY 22	FY 23	DIFFERENCE	REGULAR	OVERTIME	OTHER	TOTAL
		BASE SALARY	BASE SALARY	+/-	EARNINGS	EARNINGS	EARNINGS	EARNINGS
0000302974	*JOURNEYMAN ET-COMPUTER MAINT	57,844.80	57,844.80	0.00	64,548.36	16,425.36	225.00	81,198.72
0000314837	*JOURNEYMAN ET-RAIL CAR MAINT	57,324.80	57,844.80	520.00	61,897.06	63,386.92	225.00	125,508.98
0000304411	DIVISION DISPATCHER	70,179.20	70,179.20	0.00	70,689.85	1,167.93	6,748.00	78,605.78
0000349770	*BUS OPERATOR	36,899.20	36,899.20	0.00	22,777.04	1,766.16	0.00	24,543.20
0000342927	*JOURNEYMAN ELEC POWER ELECT	57,324.80	57,324.80	0.00	74,168.22	27,388.04	225.00	101,781.26
0000330457	MAINTENANCE PLANNER BUS	67,059.20	67,059.20	0.00	69,216.80	13,768.96	0.00	82,985.76
0000326278	*JOURNEYMAN ET-TRAIN CONTROL	57,324.80	57,324.80	0.00	63,162.40	51,892.04	225.00	115,279.44
0000346289	*BUS OPERATOR	36,899.20	40,705.60	3,806.40	42,310.71	13,799.39	0.00	56,110.10
0000350338	GEN FOREMAN TRACK & STRUC INSP	81,157.96	81,157.96	0.00	24,971.68	0.00	0.00	24,971.68
0000348665	TRANSIT POLICE OFFICER	52,728.00	52,728.00	0.00	44,540.23	14,069.28	8,973.90	67,583.41
0000349025	*JOURNEYMAN BUS TECHNICIAN (DATE LAST EMPLOYED 14-Jul-2023)	52,811.20	52,811.20	0.00	40,537.00	1,413.81	0.00	41,950.81
0000342157	*BUS OPERATOR	48,380.80	52,187.20	3,806.40	49,388.14	17,273.86	959.68	67,621.68
0000332295	*JOURNEYMAN ET-TELEPHONE MAINT	57,324.80	57,324.80	0.00	60,130.80	10,831.10	225.00	71,186.90
0000348072	TRANSIT POLICE OFFICER	46,904.00	50,731.20	3,827.20	41,549.78	20,606.75	14,027.06	76,183.59
0000322136	*JOURNEYMAN BUS TECHNICIAN	56,451.20	56,451.20	0.00	61,810.57	11,347.92	225.00	73,383.49
0000348233	*BUS OPERATOR	36,899.20	36,899.20	0.00	40,009.05	10,858.05	0.00	50,867.10
0000341812	*RAIL OPERATOR	48,380.80	52,187.20	3,806.40	47,376.46	11,028.84	2,676.36	61,081.66
0000337157	*BUS OPERATOR	52,187.20	52,187.20	0.00	41,700.13	8,700.16	401.44	50,801.73
0000315742	FIELD INSPECTOR I (DATE LAST EMPLOYED 03-Jan-2023)	57,700.50	57,700.50	0.00	32,056.46	2,356.77	555.71	34,968.94
0000346458	*HOSTLER JUNIOR APPRENTICE	38,272.00	38,521.60	249.60	38,993.36	4,137.81	444.48	43,575.65
0000322106	*BUS OPERATOR	52,187.20	52,187.20	0.00	54,943.37	15,801.21	0.00	70,744.58
0000321917	*JOURNEYMAN BUS TECHNICIAN	56,451.20	56,451.20	0.00	62,021.44	17,434.11	225.00	79,680.55
0000347990	*BUS OPERATOR	36,899.20	36,899.20	0.00	28,025.57	6,649.13	0.00	34,674.70
0000328851	*MATERIAL CONTROLLER	48,921.60	49,940.80	1,019.20	51,309.93	9,930.82	0.00	61,240.75
0000344542	*BUS OPERATOR (DATE LAST EMPLOYED 16-Jun-2023)	36,899.20	40,705.60	3,806.40	37,467.33	9,958.86	2,413.79	49,839.98
0000336984	*BUS OPERATOR	52,187.20	52,187.20	0.00	57,316.73	34,195.30	0.00	91,512.03
0000326004	INSTRUCTOR CENTRAL MAINTENANCE	69,763.20	79,705.60	9,942.40	72,590.94	35,262.29	9,815.38	117,668.61
0000333793	*BUS OPERATOR	52,187.20	52,187.20	0.00	51,262.30	17,396.50	2,956.11	71,614.91
0000348370	SUPV RAIL LINE	60,756.80	60,756.80	0.00	63,188.54	23,963.97	0.00	87,152.51
0000302435	SUPV BUS TRANSPORTATION	68,182.40	68,182.40	0.00	68,687.98	56,230.71	14,641.85	139,560.54
0000345892	*JOURNEYMAN BUS TECHNICIAN	53,872.00	54,142.40	270.40	56,236.58	16,863.62	0.00	73,100.20
0000331405	DISPATCHER RADIO COMMUNICATION	64,313.60	64,313.60	0.00	60,240.14	6,151.29	2,164.40	68,555.83
0000345387	*JOURNEYMAN BUS TECHNICIAN	53,352.00	54,308.80	956.80	55,638.29	2,394.09	225.00	58,257.38
0000337591	*BUS OPERATOR	52,187.20	52,187.20	0.00	48,384.42	9,959.42	3,010.80	61,354.64

METROPOLITAN ATLANTA RAPID TRANSIT AUTHORITY (MARTA)  
MARTOC REPORT

EE NUMBER	TITLE	FY 22 BASE SALARY	FY 23 BASE SALARY	DIFFERENCE +/-	REGULAR EARNINGS	OVERTIME EARNINGS	OTHER EARNINGS	TOTAL EARNINGS
0000333088	*BUS OPERATOR	52,187.20	52,187.20	0.00	54,614.54	5,732.71	602.16	60,949.41
0000323732	*JOURNEYMAN RAIL CAR MECHANIC	55,536.00	57,324.80	1,788.80	59,191.04	44,624.50	225.00	104,040.54
0000342232	*BUS OPERATOR	48,380.80	52,187.20	3,806.40	51,546.87	12,660.48	0.00	64,207.35
0000302882	*BUS OPERATOR	52,707.20	52,707.20	0.00	49,781.55	1,532.63	0.00	51,314.18
0000339730	*BUS OPERATOR	52,187.20	52,187.20	0.00	54,411.27	15,421.49	0.00	69,832.76
0000346001	*BUS OPERATOR	40,705.60	44,532.80	3,827.20	41,302.39	15,671.50	2,549.12	59,523.01
0000322233	SUPV CAR REPAIR INSPECTION	70,449.60	70,449.60	0.00	65,726.33	10,108.60	11,515.80	87,350.73
0000330450	*JOURNEYMAN RAIL CAR MECHANIC	57,324.80	57,324.80	0.00	49,134.36	20.67	9,044.20	58,199.23
0000320696	TRANSIT POLICE SERGEANT	79,539.20	79,539.20	0.00	71,763.64	31,234.04	13,577.60	116,575.28
0000320318	*BUS DISPATCHER (BLOCKOUT)	52,291.20	52,291.20	0.00	55,772.82	15,838.26	0.00	71,611.08
0000334170	*BUS OPERATOR	52,187.20	52,187.20	0.00	51,898.12	2,112.53	3,010.80	57,021.45
0000323174	DIR QUALITY ASSURANCE	144,114.10	144,114.10	0.00	144,113.41	0.00	16,628.58	160,741.99
0000304889	*JOURNEYMAN RAIL CAR MECHANIC	57,844.80	57,844.80	0.00	60,529.80	35,801.96	225.00	96,556.76
0000330888	SUPV RAIL LINE	64,480.00	64,480.00	0.00	62,556.22	18,687.05	5,479.25	86,722.52
0000305906	WARRANTY SPECIALIST	87,418.50	87,418.50	0.00	87,083.94	0.00	8,181.48	95,265.42
0000345102	*JOURNEYMAN BUS TECHNICIAN	53,352.00	54,308.80	956.80	55,380.29	5,964.31	225.00	61,569.60
0000321621	INSTRUCTOR BUS OPERATIONS	66,268.80	74,568.00	8,299.20	68,802.36	4,735.08	0.00	73,537.44
0000337865	*BUS OPERATOR	52,187.20	52,187.20	0.00	43,885.04	4,870.04	4,031.22	52,786.30
0000334418	*BUS OPERATOR (DATE LAST EMPLOYED 27-Apr-2023)	52,187.20	52,187.20	0.00	17,999.87	5,439.06	2,709.72	26,148.65
0000339944	*BUS OPERATOR	52,187.20	52,187.20	0.00	51,445.38	15,353.30	0.00	66,798.68
0000330968	*BUS OPERATOR	52,187.20	52,187.20	0.00	55,159.79	22,113.75	3,211.52	80,485.06
0000337651	*RAIL OPERATOR	52,187.20	52,187.20	0.00	31,479.71	2,043.98	1,204.32	34,728.01
0000348408	*BUS OPERATOR (DATE LAST EMPLOYED 08-Aug-2023)	36,899.20	36,899.20	0.00	36,604.39	3,166.41	0.00	39,770.80
0000344608	*JOURNEYMAN TRACK MAINTAINER	55,536.00	57,324.80	1,788.80	37,631.77	11,680.72	0.00	49,312.49
0000331313	SUPV CAR REPAIR INSPECTION	69,097.60	69,097.60	0.00	73,636.38	21,024.01	6,644.00	101,304.39
0000305832	*JOURNEYMAN RAIL CAR MECHANIC	57,844.80	57,844.80	0.00	63,720.35	5,475.13	225.00	69,420.48
0000347855	*BUS OPERATOR	36,899.20	40,705.60	3,806.40	40,123.44	11,725.65	795.23	52,644.32
0000319776	SUPT RAIL CAR APPEARANCE	81,288.74	81,288.74	0.00	81,291.25	0.00	13,339.72	94,630.97
0000345915	DIR MOBILITY SERVICES (DATE LAST EMPLOYED 06-Jan-2023)	127,308.48	127,308.48	0.00	70,512.47	0.00	9,140.10	79,652.57
0000350031	*BUS OPERATOR (DATE LAST EMPLOYED 29-Jul-2023)	36,899.20	36,899.20	0.00	22,204.21	3,975.31	0.00	26,179.52
0000334872	SUPV RAIL LINE	62,587.20	62,587.20	0.00	60,652.68	7,620.83	701.04	68,974.55
0000303106	*SERVICEPERSON II	40,476.80	40,476.80	0.00	40,857.62	415.97	0.00	41,273.59
0000334843	*BUS OPERATOR	52,187.20	52,187.20	0.00	52,773.56	27,982.10	1,742.01	82,497.67
0000306286	SUPT STATION ZONE SERVICES (DATE LAST EMPLOYED 01-Dec-2022)	84,537.70	84,537.70	0.00	36,679.42	0.00	8,292.87	44,972.29

## MARTOC REPORT

EE NUMBER	TITLE	FY 22	FY 23	DIFFERENCE	REGULAR	OVERTIME	OTHER	TOTAL
		BASE SALARY	BASE SALARY	+/-	EARNINGS	EARNINGS	EARNINGS	EARNINGS
0000335924	*BUS OPERATOR	52,187.20	52,187.20	0.00	49,689.32	16,646.04	4,415.84	70,751.20
0000310754	*BUS OPERATOR	52,707.20	52,707.20	0.00	43,278.69	8,865.52	0.00	52,144.21
0000335894	CONTRACT SPECIALIST III (DATE LAST EMPLOYED 17-Feb-2023)	86,138.78	86,138.78	0.00	51,349.62	0.00	12,480.56	63,830.18
0000334385	*JOURNEYMAN ET-TRAIN CONTROL	57,324.80	57,324.80	0.00	61,466.64	28,555.67	225.00	90,247.31
0000338080	AGM INTERNAL AUDIT	200,863.78	200,863.78	0.00	200,863.94	0.00	0.00	200,863.94
0000333594	*JOURNEYMAN ET-RADIO MAINT	57,324.80	57,324.80	0.00	61,552.33	40,347.84	225.00	102,125.17
0000346970	*SERVICEPERSON I	38,272.00	39,956.80	1,684.80	39,276.32	2,592.33	0.00	41,868.65
0000341964	*JOURNEYMAN TRACK MAINTAINER	57,324.80	57,324.80	0.00	57,452.70	12,246.98	275.60	69,975.28
0000339452	*JOURNEYMAN ET-RAIL CAR MAINT	57,324.80	57,324.80	0.00	54,281.19	1,043.84	225.00	55,550.03
0000341618	*JOURNEYMAN ET-TRAIN CONTROL	57,324.80	57,324.80	0.00	61,894.64	21,806.88	225.00	83,926.52
0000304746	SUPV APARC SYSTEM (DATE LAST EMPLOYED 01-Jul-2023)	39,468.00	62,092.42	22,624.42	49,547.19	3,077.86	10,200.54	62,825.59
0000343016	MGR OPS PROGRAM PLANNING	98,941.44	98,941.44	0.00	98,942.38	0.00	1,268.48	100,210.86
0000320613	*JOURNEYMAN SUPPORT EQUIPMENT	40,539.20	53,872.00	13,332.80	49,780.57	7,909.31	0.00	57,689.88
0000345893	*JOURNEYMAN BUS TECHNICIAN	53,352.00	54,142.40	790.40	21,681.27	6,194.52	840.60	28,716.39
0000321797	MGR ELEC & MECH ENGINEERING	133,367.52	133,367.52	0.00	133,367.67	0.00	7,694.28	141,061.95
0000302028	*RAIL OPERATOR	52,707.20	52,707.20	0.00	54,219.35	7,614.64	1,385.60	63,219.59
0000315791	ROOF INSPECTOR II	68,007.94	68,007.94	0.00	68,009.70	0.00	7,847.10	75,856.80
0000304090	*BUS OPERATOR	52,707.20	52,707.20	0.00	54,104.32	10,718.20	0.00	64,822.52
0000347332	*JOURNEYMAN ET-HVAC	53,872.00	54,308.80	436.80	53,953.36	1,903.88	225.00	56,082.24
0000307142	SYSTEM SAFETY AUDITOR	100,736.48	100,736.48	0.00	100,737.81	0.00	0.00	100,737.81
0000306561	*JOURNEYMAN ET-RAIL CAR MAINT	57,844.80	57,844.80	0.00	61,257.15	646.60	225.00	62,128.75
0000334857	*RAIL OPERATOR	52,187.20	52,187.20	0.00	50,346.28	16,547.85	4,415.84	71,309.97
0000341809	AGM REAL ESTATE DEV ASSET MGMT	170,337.18	205,000.12	34,662.94	188,336.71	0.00	12,203.99	200,540.70
0000335357	MGR ENTERPRISE NETWORK OPS (DATE LAST EMPLOYED 08-Oct-2022)	128,365.90	128,365.90	0.00	37,029.63	0.00	6,418.31	43,447.94
0000317817	DIR TECH SVCS & SVC PLANNING	114,868.78	155,053.60	40,184.82	139,330.06	0.00	5,963.61	145,293.67
0000350204	*JOURNEYMAN TRACK MAINTAINER	49,732.80	49,732.80	0.00	26,757.97	1,676.72	0.00	28,434.69
0000331800	SR PROTECTIVE SPECIALIST	39,312.00	49,920.00	10,608.00	42,371.64	3,435.40	0.00	45,807.04
0000315281	*BUS OPERATOR	52,187.20	52,707.20	520.00	51,699.33	20,714.40	4,016.40	76,430.13
0000337705	*JOURNEYMAN ELEC POWER ELECT	57,324.80	57,324.80	0.00	57,912.22	8,547.06	225.00	66,684.28
0000324719	FOREMAN TRAIN CONTROL	69,097.60	69,097.60	0.00	71,246.00	31,071.60	7,662.86	109,980.46
0000302424	MAINTENANCE PLANNER BUS	69,513.60	69,513.60	0.00	71,229.75	4,566.81	0.00	75,796.56
0000319388	ACCOUNTANT III	81,851.38	85,944.04	4,092.66	83,096.77	0.00	8,260.58	91,357.35
0000341494	SUPV BUS & RAIL STORES	52,104.00	68,452.80	16,348.80	47,268.30	95.89	4,270.80	51,634.99
0000346044	CONTRACT SUPV POLICE OFFICER	0.00	0.00	0.00	82,237.28	185.40	0.00	82,422.68

## MARTOC REPORT

EE NUMBER	TITLE	FY 22	FY 23	DIFFERENCE	REGULAR	OVERTIME	OTHER	TOTAL
		BASE SALARY	BASE SALARY	+/-	EARNINGS	EARNINGS	EARNINGS	EARNINGS
0000302475	*JOURNEYMAN ET-RAIL CAR MAINT	57,844.80	57,844.80	0.00	60,425.51	5,725.39	225.00	66,375.90
0000333098	*BUS OPERATOR	52,187.20	52,187.20	0.00	49,801.70	18,783.37	5,575.03	74,160.10
0000342819	SUPV TRANSIT INFO SVCS	55,968.12	70,987.02	15,018.90	66,942.13	0.00	819.09	67,761.22
0000302065	*JOURNEYMAN RAIL CAR MECHANIC	57,844.80	57,844.80	0.00	60,263.36	9,584.05	225.00	70,072.41
0000322111	*BUS OPERATOR	52,187.20	52,187.20	0.00	36,372.51	8,283.51	0.00	44,656.02
	(DATE LAST EMPLOYED 01-Mar-2023)							
0000302381	*BUS OPERATOR	52,707.20	52,707.20	0.00	58,653.75	36,796.85	0.00	95,450.60
0000346213	TRANSIT POLICE OFFICER	48,776.00	50,731.20	1,955.20	45,664.01	14,704.48	10,769.19	71,137.68
0000337704	*JOURNEYMAN ET-TRAIN CONTROL	57,324.80	57,324.80	0.00	60,158.36	32,069.54	225.00	92,452.90
0000342963	*BUS OPERATOR	44,532.80	48,380.80	3,848.00	43,334.62	15,601.51	0.00	58,936.13
0000317200	FOREMAN TRACK & STRCT	64,500.80	64,500.80	0.00	66,713.29	21,603.19	0.00	88,316.48
0000322669	*JOURNEYMAN ELEC POWER ELECT	57,324.80	57,324.80	0.00	45,751.39	11,926.59	4,267.23	61,945.21
	(DATE LAST EMPLOYED 01-Jun-2023)							
0000349606	*STATION AGENT	39,104.00	39,104.00	0.00	25,935.80	14,593.50	0.00	40,529.30
0000343779	*BUS OPERATOR	44,532.80	48,380.80	3,848.00	48,034.14	6,282.12	513.84	54,830.10
0000322095	TRANSIT POLICE CORPORAL	69,409.60	72,196.80	2,787.20	64,039.24	44,733.95	20,454.14	129,227.33
0000344803	*BUS OPERATOR	44,532.80	48,380.80	3,848.00	44,873.03	18,492.36	0.00	63,365.39
0000306251	TRANSIT POLICE SERGEANT	79,539.20	79,539.20	0.00	85,433.92	19,925.52	3,231.28	108,590.72
0000323598	*BUS OPERATOR	52,187.20	52,187.20	0.00	54,323.75	6,542.96	401.44	61,268.15
0000315131	MAINT & INVENTORY CONTROL SPEC	72,618.00	72,618.00	0.00	72,959.09	1,502.32	0.00	74,461.41
0000345880	FINANCIAL SYSTEMS ADMIN	119,540.20	109,054.14	-10,486.06	113,094.89	0.00	0.00	113,094.89
0000348567	*BUS OPERATOR	36,899.20	36,899.20	0.00	36,581.55	7,739.62	0.00	44,321.17
0000335378	MGR QUALITY CONTROL	102,387.74	102,387.74	0.00	102,388.22	0.00	1,969.00	104,357.22
0000321042	*JOURNEYMAN SUPPORT EQUIPMENT	57,324.80	57,324.80	0.00	59,145.53	8,009.66	225.00	67,380.19
0000323252	RAIL SERVICES CONTROLLER	68,182.40	71,552.00	3,369.60	70,906.19	15,348.68	8,762.62	95,017.49
0000306541	*RAIL OPERATOR	52,707.20	52,707.20	0.00	55,270.15	18,491.23	0.00	73,761.38
0000329322	*JOURNEYMAN RAIL CAR MECHANIC	57,324.80	57,324.80	0.00	59,280.44	7,461.87	225.00	66,967.31
0000348626	*BUS OPERATOR	36,899.20	36,899.20	0.00	39,460.73	7,478.83	0.00	46,939.56
0000304331	*MATERIAL CONTROLLER	53,705.60	53,705.60	0.00	51,563.99	1,361.75	11,515.72	64,441.46
0000337143	*BUS OPERATOR	52,187.20	52,187.20	0.00	56,996.05	24,778.31	0.00	81,774.36
0000339161	SR ENTERPRISE SECUR ENGINEER	105,878.76	105,878.76	0.00	105,879.48	0.00	6,950.00	112,829.48
0000347629	*BUS OPERATOR	36,899.20	40,705.60	3,806.40	40,460.69	12,927.77	0.00	53,388.46
0000329826	*RAIL STATION CLEANER	30,180.80	33,758.40	3,577.60	33,861.12	3,321.37	0.00	37,182.49
0000327121	SUPV BUS TRANSPORTATION	64,334.40	64,334.40	0.00	64,445.64	453.27	0.00	64,898.91
0000349874	INFORMATION SYS ANALYST III	90,813.32	90,813.32	0.00	44,009.60	0.00	0.00	44,009.60
0000347421	MEDIA SALES REP	29,250.00	29,250.00	0.00	31,368.07	2,804.75	0.00	34,172.82
0000350098	*HOSTLER JUNIOR APPRENTICE	40,539.20	40,539.20	0.00	21,181.14	2,099.85	0.00	23,280.99

METROPOLITAN ATLANTA RAPID TRANSIT AUTHORITY (MARTA)  
MARTOC REPORT

EE NUMBER	TITLE	FY 22 BASE SALARY	FY 23 BASE SALARY	DIFFERENCE +/-	REGULAR EARNINGS	OVERTIME EARNINGS	OTHER EARNINGS	TOTAL EARNINGS
0000304020	MGR REVENUE ADMINISTRATION	97,587.36	97,587.36	0.00	93,455.99	0.00	4,128.74	97,584.73
0000323026	*JOURNEYMAN BUS TECHNICIAN	56,451.20	56,451.20	0.00	58,183.88	25,199.58	225.00	83,608.46
0000306605	*BUS OPERATOR	52,707.20	52,707.20	0.00	53,882.29	44,487.44	0.00	98,369.73
0000347550	*BUS OPERATOR	36,899.20	40,705.60	3,806.40	40,251.00	16,778.63	1,618.06	58,647.69
0000305274	*STATION AGENT	47,195.20	47,195.20	0.00	48,138.76	51.06	0.00	48,189.82
0000304371	*MATERIAL CONTROLLER LEAD	55,348.80	55,348.80	0.00	56,581.82	5,488.34	0.00	62,070.16
0000339729	*JOURNEYMAN RAIL CAR MECHANIC	55,536.00	57,324.80	1,788.80	46,577.59	2,554.77	3,752.68	52,885.04
0000328297	FOREMAN PAINT SHOP FACILITIES	57,324.80	64,480.00	7,155.20	62,969.08	18,334.19	225.00	81,528.27
0000347545	BENEFITS-CUSTOMER SVC REP	63,899.94	50,516.18	-13,383.76	47,569.43	56.25	635.07	48,260.75
0000306233	SCHEDULE DISTRIBUTION CLERK	34,729.50	34,729.50	0.00	34,878.68	585.57	4,274.41	39,738.66
0000346994	BUSINESS ANALYST III	78,067.86	84,429.80	6,361.94	81,246.62	0.00	3,247.30	84,493.92
0000322365	*BUS OPERATOR	52,187.20	52,187.20	0.00	52,604.46	12,997.70	1,806.48	67,408.64
0000321361	*SERVICEPERSON V	54,142.40	54,142.40	0.00	54,947.29	3,338.35	0.00	58,285.64
0000324946	*RAIL OPERATOR	52,187.20	52,187.20	0.00	44,113.80	5,362.68	3,713.32	53,189.80
0000344067	*BUS OPERATOR	44,532.80	48,380.80	3,848.00	27,384.68	2,557.79	3,276.78	33,219.25
0000314909	SR MGR OCCUPATIONAL MED SVCS	100,270.56	116,577.24	16,306.68	107,398.90	0.00	9,275.61	116,674.51
0000333265	*STATION AGENT	46,675.20	46,675.20	0.00	19,459.59	925.65	0.00	20,385.24
0000334757	*BUS OPERATOR	52,187.20	52,187.20	0.00	57,259.69	24,724.82	472.21	82,456.72
0000306034	MGR ACCOUNTING	117,677.04	142,389.00	24,711.96	131,211.54	0.00	26,029.63	157,241.17
0000342891	*BUS OPERATOR	44,532.80	48,380.80	3,848.00	15,173.22	5,098.54	342.56	20,614.32
0000348427	DISPATCHER RADIO COMMUNICATION (DATE LAST EMPLOYED 07-Mar-2023)	54,912.00	54,912.00	0.00	40,385.40	2,923.80	1,056.00	44,365.20
0000323007	TRANSIT POLICE CORPORAL	72,196.80	72,196.80	0.00	74,079.65	17,428.86	6,132.22	97,640.73
0000320556	MGR ACQUISITION DISPO & ROW	120,640.26	120,640.26	0.00	120,640.49	0.00	13,457.31	134,097.80
0000337879	*BUS OPERATOR	52,187.20	52,187.20	0.00	47,940.75	5,220.78	0.00	53,161.53
0000342631	OFFICE ADMINISTRATOR II	71,716.84	71,716.84	0.00	71,719.13	0.00	2,620.80	74,339.93
0000338298	*BUS OPERATOR	36,899.20	40,705.60	3,806.40	32,196.44	4,917.78	4,070.56	41,184.78
0000304943	*RAIL OPERATOR	52,707.20	52,707.20	0.00	52,670.55	4,206.25	0.00	56,876.80
0000302691	DIR REGIONAL PLANNING (DATE LAST EMPLOYED 01-Oct-2022)	163,090.72	163,090.72	0.00	40,894.59	0.00	15,927.53	56,822.12
0000348019	MGR DATA CENTER SERVICES	130,000.00	130,000.00	0.00	129,500.42	0.00	0.00	129,500.42
0000339949	*BUS OPERATOR	52,187.20	52,187.20	0.00	54,794.91	20,045.65	1,204.32	76,044.88
0000326619	RECRUITING OFFICER II	69,852.64	69,852.64	0.00	22,567.87	0.00	0.00	22,567.87
0000333036	TRANSIT POLICE OFFICER SPECIAL	66,726.40	72,196.80	5,470.40	71,496.26	33,323.86	7,758.53	112,578.65
0000341510	TRANSIT POLICE CORPORAL	59,363.20	64,168.00	4,804.80	48,875.86	24,757.64	15,847.46	89,480.96
0000304991	PLANNER ELECTRICAL MAINTENANCE	66,081.60	66,081.60	0.00	62,007.21	29,020.08	13,464.24	104,491.53



## MARTOC REPORT

EE NUMBER	TITLE	FY 22	FY 23	DIFFERENCE +/-	REGULAR EARNINGS	OVERTIME EARNINGS	OTHER EARNINGS	TOTAL EARNINGS
		BASE SALARY	BASE SALARY					
0000303978	CLAIMS ADJUSTER III-WKRS COMP	78,507.00	78,507.00	0.00	78,506.04	0.00	9,662.40	88,168.44
0000332339	*SERVICEPERSON I	39,956.80	39,956.80	0.00	41,832.44	6,022.35	0.00	47,854.79
0000322103	DISPATCHER RADIO COMMUNICATION	66,185.60	66,185.60	0.00	67,115.14	6,047.09	4,454.80	77,617.03
0000341165	*BUS OPERATOR	48,380.80	52,187.20	3,806.40	52,424.09	20,112.78	0.00	72,536.87
0000322543	SUPV BUS TRANSPORTATION	62,441.60	62,441.60	0.00	60,817.88	4,804.47	5,622.64	71,244.99
0000327329	PERFORMANCE ANALYST	87,839.96	87,839.96	0.00	87,843.01	0.00	0.00	87,843.01
0000335758	COMMUNICATIONS COORD IOC	53,393.60	57,532.80	4,139.20	56,230.41	2,250.00	1,106.40	59,586.81
0000346421	*SECRETARY (N8) (DATE LAST EMPLOYED 14-Apr-2023)	34,361.60	36,296.00	1,934.40	27,495.49	0.00	0.00	27,495.49
0000349185	*BUS OPERATOR	36,899.20	36,899.20	0.00	30,128.41	5,193.82	0.00	35,322.23
0000341390	TRANSIT POLICE OFFICER	57,054.40	59,363.20	2,308.80	42,845.60	39,510.18	25,264.32	107,620.10
0000319274	*JOURNEYMAN ET-HVAC	57,324.80	57,324.80	0.00	56,941.56	289.38	225.00	57,455.94
0000322925	*JOURNEYMAN ET-TRAIN CONTROL	57,324.80	57,324.80	0.00	56,948.45	909.49	776.20	58,634.14
0000348676	*BUS OPERATOR	36,899.20	36,899.20	0.00	36,788.39	5,666.92	0.00	42,455.31
0000348378	MEDIA SALES REP	29,250.00	29,250.00	0.00	30,202.50	4,218.75	0.00	34,421.25
0000335407	SUPT REVENUE COLLECTIONS	78,069.68	78,069.68	0.00	78,071.31	0.00	6,205.54	84,276.85
0000338909	*BUS OPERATOR	52,187.20	52,187.20	0.00	43,887.41	7,268.92	2,810.09	53,966.42
0000320575	*REVENUE AGENT	51,875.20	51,875.20	0.00	44,255.15	1,281.31	0.00	45,536.46
0000335266	*JOURNEYMAN ET-TRAIN CONTROL	57,324.80	57,324.80	0.00	58,683.90	24,742.03	225.00	83,650.93
0000348396	*BUS OPERATOR	36,899.20	36,899.20	0.00	34,832.59	4,909.35	0.00	39,741.94
0000336915	*BUS OPERATOR	52,187.20	52,187.20	0.00	52,261.29	11,120.49	0.00	63,381.78
0000343287	*PT BUS OPERATOR	0.00	0.00	0.00	22,561.84	0.00	0.00	22,561.84
0000327466	*BUS OPERATOR	52,187.20	52,187.20	0.00	49,637.84	10,278.19	1,706.12	61,622.15
0000343218	*BUS OPERATOR	44,532.80	48,380.80	3,848.00	50,203.19	14,648.29	0.00	64,851.48
0000348818	PROTECTIVE SPEC POLICE CADET	41,600.00	41,600.00	0.00	39,920.00	7,980.00	3,733.40	51,633.40
0000333772	*BUS OPERATOR	52,187.20	52,187.20	0.00	51,740.38	14,540.02	3,211.53	69,491.93
0000348769	SAFETY OPERATIONAL OFFICER	78,331.50	78,331.50	0.00	70,297.58	2,410.23	0.00	72,707.81
0000335626	SUPV BUS TRANSPORTATION	52,187.20	63,044.80	10,857.60	63,531.40	12,939.93	2,818.97	79,290.30
0000343269	*BUS OPERATOR	44,532.80	48,380.80	3,848.00	41,060.81	9,021.21	1,363.21	51,445.23
0000318109	TRANSIT POLICE SERGEANT	79,539.20	79,539.20	0.00	78,165.12	26,630.32	21,525.28	126,320.72
0000342608	FARE COLLECTION PROCESSOR PT	0.00	0.00	0.00	22,449.86	0.00	0.00	22,449.86
0000303152	*SERVICEPERSON I	40,476.80	40,476.80	0.00	43,358.23	12,551.75	0.00	55,909.98
0000339296	*BUS OPERATOR	52,187.20	52,187.20	0.00	56,517.75	28,432.62	0.00	84,950.37
0000330397	*JOURNEYMAN ELEC POWER ELECT	57,324.80	57,324.80	0.00	61,102.29	434.07	225.00	61,761.36
0000348071	*BUS OPERATOR	36,899.20	36,899.20	0.00	39,320.43	7,856.71	0.00	47,177.14
0000329162	*BUS OPERATOR	52,187.20	52,187.20	0.00	54,609.96	22,366.22	3,081.56	80,057.74

METROPOLITAN ATLANTA RAPID TRANSIT AUTHORITY (MARTA)  
MARTOC REPORT

EE NUMBER	TITLE	FY 22 BASE SALARY	FY 23 BASE SALARY	DIFFERENCE +/-	REGULAR EARNINGS	OVERTIME EARNINGS	OTHER EARNINGS	TOTAL EARNINGS
0000302327	*RAIL OPERATOR	52,707.20	52,707.20	0.00	62,010.22	36,261.68	0.00	98,271.90
0000337076	*BUS OPERATOR	52,187.20	52,187.20	0.00	50,434.98	15,755.64	6,021.60	72,212.22
0000346882	ASST SUPV FIELD DATA COLL	42,880.50	55,671.46	12,790.96	50,299.30	16.50	0.00	50,315.80
0000345381	*JOURNEYMAN LIGHT RAIL TECH	53,352.00	54,308.80	956.80	53,879.84	16,745.37	225.00	70,850.21
0000347780	PARKING SERVICES CASHIER PT	0.00	0.00	0.00	23,485.09	86.15	0.00	23,571.24
0000346332	CONTRACT SPECIALIST II	68,552.90	68,552.90	0.00	70,225.09	0.00	0.00	70,225.09
0000336232	PROJECT ENGINEER	70,503.42	70,503.42	0.00	70,506.41	0.00	2,892.45	73,398.86
0000303550	*JOURNEYMAN AA BUS TECHNICIAN	57,844.80	57,844.80	0.00	58,117.28	1,950.20	225.00	60,292.48
0000322681	BUS MECH ELEC ENGINEER	78,172.64	78,172.64	0.00	78,272.29	0.00	9,621.30	87,893.59
0000331997	*BUS OPERATOR	52,187.20	52,187.20	0.00	53,533.10	18,020.86	1,204.32	72,758.28
0000334040	*BUS OPERATOR	44,532.80	48,380.80	3,848.00	34,652.61	574.35	3,198.29	38,425.25
0000349857	SUPV STATION CARE	58,968.00	58,968.00	0.00	37,086.08	2,728.71	0.00	39,814.79
0000333277	*RAIL OPERATOR	52,187.20	52,187.20	0.00	45,563.79	3,382.31	7,449.99	56,396.09
0000303655	*SERVICEPERSON V	54,662.40	54,662.40	0.00	53,308.53	16,004.54	7,148.16	76,461.23
0000322574	MGR OPERATIONS TECHNOLOGY	87,164.22	102,767.08	15,602.86	96,166.35	0.00	16,073.87	112,240.22
0000333371	*JOURNEYMAN TRACK WALKER	57,324.80	57,324.80	0.00	57,450.59	18,727.05	4,134.00	80,311.64
0000317547	WEB DEVELOPER III	93,438.54	93,438.54	0.00	93,440.25	0.00	10,423.00	103,863.25
0000318490	APARC SYS ADMINISTRATOR	48,906.00	66,895.92	17,989.92	58,200.51	553.20	0.00	58,753.71
0000307042	*JOURNEYMAN RAIL CAR MECHANIC	55,536.00	57,324.80	1,788.80	56,456.68	5,093.97	1,988.84	63,539.49
0000347853	*BUS OPERATOR (DATE LAST EMPLOYED 07-Mar-2023)	36,899.20	36,899.20	0.00	20,464.20	492.83	162.68	21,119.71
0000316267	*BUS OPERATOR	52,187.20	52,187.20	0.00	34,686.89	7,254.23	4,616.56	46,557.68
0000346558	*SERVICEPERSON I	38,272.00	39,956.80	1,684.80	39,882.90	4,079.25	0.00	43,962.15
0000338896	*BUS OPERATOR	52,187.20	52,187.20	0.00	50,505.28	9,594.41	2,764.18	62,863.87
0000347772	*BUS OPERATOR (DATE LAST EMPLOYED 13-Apr-2023)	36,899.20	36,899.20	0.00	31,124.78	8,368.66	0.00	39,493.44
0000303451	SUPV BUS & RAIL STORES	75,150.40	75,150.40	0.00	76,173.16	2,879.28	0.00	79,052.44
0000334417	*BUS OPERATOR	52,187.20	52,187.20	0.00	50,683.65	4,581.78	2,408.64	57,674.07
0000337286	*BUS OPERATOR	52,187.20	52,187.20	0.00	36,741.68	5,364.96	5,368.51	47,475.15
0000326712	*BUS OPERATOR	52,187.20	52,187.20	0.00	52,859.67	16,703.70	1,633.87	71,197.24
0000322539	*BUS OPERATOR	52,187.20	52,187.20	0.00	49,643.42	1,647.73	3,010.80	54,301.95
0000315092	*BUS OPERATOR	52,187.20	52,707.20	520.00	53,712.27	16,456.01	604.16	70,772.44
0000329346	*JOURNEYMAN BUS TECHNICIAN	56,451.20	56,451.20	0.00	58,670.63	6,707.00	225.00	65,602.63
0000321620	*BUS OPERATOR	52,187.20	52,187.20	0.00	38,230.43	42,899.12	802.88	81,932.43
0000347021	*BUS OPERATOR	36,899.20	40,705.60	3,806.40	40,395.70	28,262.83	0.00	68,658.53
0000343129	*JOURNEYMAN TRACK MAINTAINER	54,308.80	55,536.00	1,227.20	53,804.24	18,197.18	3,435.60	75,437.02

## MARTOC REPORT

EE NUMBER	TITLE	FY 22 BASE SALARY	FY 23 BASE SALARY	DIFFERENCE +/-	REGULAR EARNINGS	OVERTIME EARNINGS	OTHER EARNINGS	TOTAL EARNINGS
0000349639	*BUS OPERATOR	36,899.20	36,899.20	0.00	26,696.15	4,429.05	0.00	31,125.20
0000307138	FOREMAN COMMUNICATION	66,414.40	66,414.40	0.00	71,020.90	17,233.71	0.00	88,254.61
0000326265	*JOURNEYMAN RAIL CAR MECHANIC	57,324.80	57,324.80	0.00	60,165.25	1,384.90	225.00	61,775.15
0000342952	*SERVICEPERSON I	39,956.80	39,956.80	0.00	37,733.53	461.04	0.00	38,194.57
0000347850	*BUS OPERATOR	36,899.20	40,705.60	3,806.40	40,611.72	10,523.08	739.77	51,874.57
0000342975	*BUS OPERATOR	44,532.80	48,380.80	3,848.00	46,701.74	6,311.55	2,932.88	55,946.17
0000303446	CONTRACT EMP PT POLICE OFFICER	0.00	0.00	0.00	45,690.30	1,066.05	0.00	46,756.35
0000323622	*BUS OPERATOR	52,187.20	52,187.20	0.00	53,271.37	4,810.22	401.44	58,483.03
0000348398	*BUS OPERATOR (DATE LAST EMPLOYED 23-Jun-2023)	36,899.20	36,899.20	0.00	23,105.69	1,590.00	0.00	24,695.69
0000349158	*BUS OPERATOR (DATE LAST EMPLOYED 26-Jun-2023)	36,899.20	36,899.20	0.00	32,343.43	9,001.71	0.00	41,345.14
0000334067	TRANSIT POLICE OFFICER SPECIAL	69,409.60	72,196.80	2,787.20	20,028.78	94,509.61	58,561.56	173,099.95
0000335208	*JOURNEYMAN ET-RADIO MAINT	57,324.80	57,324.80	0.00	58,672.88	12,112.64	225.00	71,010.52
0000348424	DISPATCHER RADIO COMMUNICATION (DATE LAST EMPLOYED 14-Jan-2023)	54,912.00	54,912.00	0.00	32,333.40	3,973.20	264.00	36,570.60
0000328223	SR PROJECT MANAGER	123,600.36	123,600.36	0.00	123,598.26	0.00	14,261.58	137,859.84
0000344209	*JOURNEYMAN BUS TECHNICIAN	54,308.80	54,600.00	291.20	56,006.62	26,505.67	0.00	82,512.29
0000305519	APARC SYS ADMINISTRATOR	36,738.00	66,895.92	30,157.92	46,452.70	868.09	6,503.68	53,824.47
0000325272	TRANSIT POLICE LIEUTENANT	90,022.40	96,865.60	6,843.20	95,519.45	9,151.15	12,629.88	117,300.48
0000332612	*BUS OPERATOR	52,187.20	52,187.20	0.00	53,338.90	10,853.29	2,007.20	66,199.39
0000338826	*RAIL STATION CLEANER (DATE LAST EMPLOYED 04-Aug-2023)	35,672.00	35,672.00	0.00	37,329.83	8,277.04	0.00	45,606.87
0000344325	*JOURNEYMAN OVERHAULER	53,352.00	57,324.80	3,972.80	54,116.49	14,049.21	1,162.08	69,327.78
0000350367	CJIT-POLICE DISPATCHER	52,062.40	52,062.40	0.00	23,828.56	0.00	0.00	23,828.56
0000345615	*BUS OPERATOR	40,705.60	44,532.80	3,827.20	40,298.40	6,243.70	0.00	46,542.10
0000349297	*BUS OPERATOR	36,899.20	36,899.20	0.00	29,863.94	5,446.88	0.00	35,310.82
0000332894	*BUS OPERATOR	52,187.20	52,187.20	0.00	54,984.74	20,573.29	3,010.80	78,568.83
0000341090	TRANSIT POLICE OFFICER SPECIAL	59,363.20	61,713.60	2,350.40	56,660.62	4,943.66	2,517.90	64,122.18
0000304268	*BUS OPERATOR	52,707.20	52,707.20	0.00	58,110.21	20,809.11	0.00	78,919.32
0000316339	*JOURNEYMAN ELEC POWER ELECT	57,324.80	57,324.80	0.00	58,833.00	27,346.44	2,650.28	88,829.72
0000334064	TRANSIT POLICE OFFICER	69,409.60	69,409.60	0.00	65,981.47	12,912.17	9,962.00	88,855.64
0000343426	SUPV BUS TRANSPORTATION	44,532.80	63,044.80	18,512.00	62,299.05	17,906.66	342.56	80,548.27
0000344995	*JOURNEYMAN AA BUS TECHNICIAN	53,352.00	55,140.80	1,788.80	52,974.11	5,146.27	225.00	58,345.38
0000348450	MOBILITY CUSTOMER CARE REP (DATE LAST EMPLOYED 31-Jul-2023)	40,423.50	40,423.50	0.00	40,335.95	1,142.85	0.00	41,478.80
0000347628	*BUS OPERATOR	36,899.20	36,899.20	0.00	40,567.54	11,374.06	0.00	51,941.60
0000338903	*BUS OPERATOR	52,187.20	52,187.20	0.00	54,754.46	9,084.83	0.00	63,839.29
0000340768	PROTECTIVE SPEC POLICE CADET	44,137.60	44,137.60	0.00	48,287.15	771.88	4,578.56	53,637.59

## MARTOC REPORT

EE NUMBER	TITLE	FY 22	FY 23	DIFFERENCE	REGULAR	OVERTIME	OTHER	TOTAL
		BASE SALARY	BASE SALARY	+/-	EARNINGS	EARNINGS	EARNINGS	EARNINGS
0000349183	*BUS OPERATOR (DATE LAST EMPLOYED 02-May-2023)	36,899.20	36,899.20	0.00	22,572.41	1,952.41	0.00	24,524.82
0000334849	*BUS OPERATOR	52,187.20	52,187.20	0.00	55,149.44	23,324.07	0.00	78,473.51
0000339386	*BUS OPERATOR	52,187.20	52,187.20	0.00	52,466.89	15,429.30	0.00	67,896.19
0000333264	*SERVICEPERSON I	39,956.80	39,956.80	0.00	42,008.19	11,115.50	0.00	53,123.69
0000320449	CONTRACT EMP ADMIN SUPPORT	0.00	0.00	0.00	25,423.04	1,089.24	0.00	26,512.28
0000349632	*BUS OPERATOR	36,899.20	36,899.20	0.00	25,783.80	7,794.13	0.00	33,577.93
0000332093	*BUS OPERATOR	52,187.20	52,187.20	0.00	54,552.05	9,762.31	802.88	65,117.24
0000317606	*BUS OPERATOR	52,187.20	52,187.20	0.00	54,118.81	19,064.08	1,204.32	74,387.21
0000348081	ENVIRO HEALTH SAFETY COORD II	80,570.88	80,570.88	0.00	80,571.20	0.00	2,557.20	83,128.40
0000338214	*BUS OPERATOR	52,187.20	52,187.20	0.00	53,959.49	21,848.41	0.00	75,807.90
0000348606	PROJECT MANAGER II	95,000.10	95,000.10	0.00	94,635.11	0.00	3,289.44	97,924.55
0000304134	CONTRACT EMP PT POLICE OFFICER	0.00	0.00	0.00	51,128.70	602.56	0.00	51,731.26
0000319098	SR COST ANALYST	94,141.32	123,734.52	29,593.20	93,256.22	0.00	33,402.92	126,659.14
0000331206	*BUS OPERATOR	52,187.20	52,187.20	0.00	52,325.53	1,689.50	1,806.48	55,821.51
0000335299	*BUS OPERATOR	52,187.20	52,187.20	0.00	44,226.13	4,208.05	3,372.61	51,806.79
0000340101	*BUS OPERATOR	52,187.20	52,187.20	0.00	20,455.21	5,043.13	0.00	25,498.34
0000305230	MGR COMPENSATION	119,950.48	119,950.48	0.00	112,100.64	0.00	11,669.79	123,770.43
0000349777	TRANSIT POLICE OFFICER	48,776.00	48,776.00	0.00	31,897.50	1,899.46	0.00	33,796.96
0000348283	*BUS OPERATOR	36,899.20	36,899.20	0.00	39,371.91	9,384.10	0.00	48,756.01
0000349111	*BUS OPERATOR	36,899.20	36,899.20	0.00	33,460.71	7,534.18	0.00	40,994.89
0000344453	*BUS OPERATOR	44,532.80	48,380.80	3,848.00	46,700.37	9,650.81	1,370.24	57,721.42
0000329427	*JOURNEYMAN RAIL CAR MECHANIC	57,324.80	57,324.80	0.00	59,524.48	5,208.84	225.00	64,958.32
0000347405	*BUS OPERATOR	36,899.20	40,705.60	3,806.40	40,492.77	9,630.38	626.24	50,749.39
0000302940	*BUS OPERATOR	52,707.20	52,707.20	0.00	54,490.17	14,965.74	0.00	69,455.91
0000318107	TRANSIT POLICE SERGEANT	79,539.20	79,539.20	0.00	36,260.08	70,549.32	57,059.20	163,868.60
0000332651	*BUS OPERATOR	52,187.20	52,187.20	0.00	20,927.24	264.78	1,779.82	22,971.84
0000345628	*JOURNEYMAN BUS TECHNICIAN	52,811.20	54,142.40	1,331.20	51,887.96	2,915.21	225.00	55,028.17
0000305301	CONTRACT INSTRUCTOR	0.00	0.00	0.00	48,380.64	1,256.64	0.00	49,637.28
0000339167	*BUS OPERATOR	36,899.20	36,899.20	0.00	34,886.46	7,201.53	0.00	42,087.99
0000331102	*JOURNEYMAN ET-HVAC	57,324.80	57,324.80	0.00	59,469.36	1,488.24	225.00	61,182.60
0000348928	*BUS OPERATOR	36,899.20	36,899.20	0.00	34,786.09	7,862.82	0.00	42,648.91
0000335536	*JOURNEYMAN ET-HVAC	57,324.80	57,324.80	0.00	57,099.20	1,973.99	225.00	59,298.19
0000323599	SECURITY TECHNICIAN	61,921.60	61,921.60	0.00	68,946.40	0.00	6,549.40	75,495.80
0000332190	*RAIL OPERATOR	52,187.20	52,187.20	0.00	54,720.15	17,389.70	0.00	72,109.85
0000325326	*JOURNEYMAN ET-RADIO MAINT	57,324.80	57,324.80	0.00	60,530.17	48,877.55	225.00	109,632.72

METROPOLITAN ATLANTA RAPID TRANSIT AUTHORITY (MARTA)  
MARTOC REPORT

EE NUMBER	TITLE	FY 22 BASE SALARY	FY 23 BASE SALARY	DIFFERENCE +/-	REGULAR EARNINGS	OVERTIME EARNINGS	OTHER EARNINGS	TOTAL EARNINGS
0000332756	RAIL SERVICES CONTROLLER	76,044.80	76,044.80	0.00	78,616.40	28,211.94	3,071.04	109,899.38
0000316208	RAIL SERVICES CONTROLLER	94,681.60	94,681.60	0.00	88,852.09	8,299.00	13,473.92	110,625.01
0000329227	TRANSIT POLICE SERGEANT	73,548.80	76,481.60	2,932.80	35,563.56	59,786.30	47,037.11	142,386.97
0000349633	*BUS OPERATOR	36,899.20	36,899.20	0.00	24,977.70	4,415.72	0.00	29,393.42
0000350607	*JOURNEYMAN BODY REPAIR	49,732.80	49,732.80	0.00	17,316.82	4,716.26	0.00	22,033.08
0000320483	SUPV BUS & RAIL STORES	66,456.00	66,456.00	0.00	67,621.24	9,186.56	2,556.00	79,363.80
0000349618	*BUS OPERATOR	36,899.20	36,899.20	0.00	26,824.38	8,104.46	0.00	34,928.84
0000349113	(DATE LAST EMPLOYED 18-Jul-2023) *BUS OPERATOR	36,899.20	36,899.20	0.00	30,232.38	7,781.10	0.00	38,013.48
0000348236	TRANSIT POLICE OFFICER	46,904.00	50,731.20	3,827.20	42,796.91	16,255.88	10,582.68	69,635.47
0000338977	*BUS OPERATOR	52,187.20	52,187.20	0.00	43,524.68	17,884.29	0.00	61,408.97
0000338641	*RAIL STATION CLEANER	35,672.00	35,672.00	0.00	37,882.90	37,667.86	0.00	75,550.76
0000317860	*BUS OPERATOR	52,187.20	52,187.20	0.00	57,505.65	34,929.57	0.00	92,435.22
0000346308	*CUSTOMER INFORMATION OPERATOR	34,361.60	38,168.00	3,806.40	37,530.52	4,813.59	0.00	42,344.11
0000336341	*RAIL OPERATOR	52,187.20	52,187.20	0.00	26,065.09	5,185.04	0.00	31,250.13
0000327578	IT QUALITY ASSURANCE ENGINEER	108,685.98	108,685.98	0.00	71,063.96	0.00	0.00	71,063.96
0000347154	FIELD INSPECTOR II	59,416.50	59,416.50	0.00	62,151.56	12,576.22	0.00	74,727.78
0000305807	*JOURNEYMAN ET-RAIL CAR MAINT	57,844.80	57,844.80	0.00	44,692.01	14,245.71	725.58	59,663.30
0000335996	*BUS OPERATOR	52,187.20	52,187.20	0.00	42,075.18	2,426.03	4,415.84	48,917.05
0000322666	*BUS OPERATOR	52,187.20	52,187.20	0.00	53,416.57	14,100.84	802.88	68,320.29
0000324687	SCHEDULE ANALYST II	64,334.40	64,334.40	0.00	66,754.12	3,271.42	3,761.09	73,786.63
0000348920	CONTRACT SPECIALIST III	80,000.18	80,000.18	0.00	69,273.75	0.00	0.00	69,273.75
0000337780	*JOURNEYMAN TRACK MAINTAINER	57,324.80	57,324.80	0.00	55,679.86	8,774.44	3,858.40	68,312.70
0000302566	*JOURNEYMAN AUTOMOTIVE TECH	57,844.80	57,844.80	0.00	59,674.65	7,508.75	225.00	67,408.40
0000305607	*STATION AGENT	47,195.20	47,195.20	0.00	52,311.81	15,817.86	1,815.20	69,944.87
0000332689	*BUS OPERATOR	52,187.20	52,187.20	0.00	39,399.45	1,841.55	4,691.33	45,932.33
0000321373	*BUS OPERATOR	52,187.20	52,187.20	0.00	49,244.38	22,911.91	0.00	72,156.29
0000344875	*JOURNEYMAN TRACK MAINTAINER	53,872.00	54,308.80	436.80	51,692.87	19,761.41	0.00	71,454.28
0000341190	*BUS OPERATOR	48,380.80	52,187.20	3,806.40	56,327.62	29,756.03	0.00	86,083.65
0000344255	*BUS OPERATOR	44,532.80	48,380.80	3,848.00	26,138.87	171.83	2,285.84	28,596.54
0000345958	*BUS OPERATOR	40,705.60	40,705.60	0.00	21,210.19	7,207.59	156.56	28,574.34
0000334187	(DATE LAST EMPLOYED 08-Dec-2022) MOBILITY CUSTOMER CARE REP	44,733.00	44,733.00	0.00	45,648.66	2,185.97	0.00	47,834.63
0000343706	*SECRETARY (N9)	43,721.60	43,721.60	0.00	43,584.97	575.44	168.16	44,328.57
0000316340	SUPV FARE COLLECTION OPERATION	63,277.50	63,277.50	0.00	64,286.80	4,301.29	243.38	68,831.47
0000304636	SUPT CONTROL CENTER	102,384.62	102,384.62	0.00	101,199.81	0.00	16,145.30	117,345.11

## MARTOC REPORT

EE NUMBER	TITLE	FY 22	FY 23	DIFFERENCE	REGULAR	OVERTIME	OTHER	TOTAL
		BASE SALARY	BASE SALARY	+/-	EARNINGS	EARNINGS	EARNINGS	EARNINGS
0000339459	*JOURNEYMAN RAIL CAR MECHANIC	57,324.80	57,324.80	0.00	58,029.35	4,123.67	225.00	62,378.02
0000304410	*BUS OPERATOR	52,187.20	52,187.20	0.00	47,392.74	10,941.75	200.72	58,535.21
0000347820	*RAIL STATION CLEANER	30,180.80	32,032.00	1,851.20	33,546.50	28,089.78	0.00	61,636.28
0000303192	*BUS OPERATOR	52,707.20	52,707.20	0.00	53,117.23	693.74	627.68	54,438.65
0000348085	*BUS OPERATOR	36,899.20	36,899.20	0.00	37,253.89	13,865.50	236.48	51,355.87
0000340596	*BUS OPERATOR	48,380.80	52,187.20	3,806.40	37,778.29	3,231.40	3,382.96	44,392.65
0000315162	*BUS OPERATOR	52,187.20	52,707.20	520.00	56,845.10	20,717.39	0.00	77,562.49
0000315012	*JOURNEYMAN ELEC POWER ELECT	56,180.80	57,844.80	1,664.00	39,415.12	4,056.80	225.00	43,696.92
0000343466	*BUS OPERATOR	44,532.80	48,380.80	3,848.00	38,357.90	6,955.20	3,428.01	48,741.11
0000332895	*BUS OPERATOR (DATE LAST EMPLOYED 27-Jun-2023)	51,147.20	51,147.20	0.00	18,465.20	2,851.97	0.00	21,317.17
0000347134	*JOURNEYMAN BUS TECHNICIAN	52,811.20	53,352.00	540.80	19,930.37	380.87	225.00	20,536.24
0000335656	*JOURNEYMAN TRACK MAINTAINER	57,324.80	57,324.80	0.00	56,699.58	9,456.54	1,929.20	68,085.32
0000315064	*BUS OPERATOR (DATE LAST EMPLOYED 01-Apr-2023)	52,187.20	52,707.20	520.00	49,438.84	9,904.86	0.00	59,343.70
0000305259	*BUS OPERATOR	52,707.20	52,707.20	0.00	43,536.52	2,190.21	6,728.28	52,455.01
0000343559	*BUS OPERATOR (DATE LAST EMPLOYED 09-Jun-2023)	44,532.80	48,380.80	3,848.00	37,538.09	4,912.30	2,791.20	45,241.59
0000343561	*BUS OPERATOR	44,532.80	48,380.80	3,848.00	49,800.49	20,803.44	0.00	70,603.93
0000349295	*BUS OPERATOR	36,899.20	36,899.20	0.00	30,548.69	7,979.63	0.00	38,528.32
0000322492	*RAIL STATION CLEANER	35,672.00	35,672.00	0.00	38,148.73	7,685.35	0.00	45,834.08
0000304657	*BUS OPERATOR	52,707.20	52,707.20	0.00	41,464.33	10,627.31	3,695.34	55,786.98
0000334788	DISPATCHER RADIO COMMUNICATION	54,912.00	57,116.80	2,204.80	41,291.37	6,285.93	4,919.81	52,497.11
0000306036	SAFETY OPERATIONAL OFFICER	88,003.50	88,003.50	0.00	81,360.79	6,304.35	10,831.20	98,496.34
0000350085	TRANSIT POLICE OFFICER	54,870.40	54,870.40	0.00	20,926.42	13,212.43	12,662.40	46,801.25
0000314214	*JOURNEYMAN ELEC POWER ELECT	57,324.80	57,324.80	0.00	60,413.29	28,359.28	225.00	88,997.57
0000343474	*BUS OPERATOR	44,532.80	48,380.80	3,848.00	40,597.24	2,867.85	1,754.31	45,219.40
0000302962	*JOURNEYMAN BUS TECHNICIAN	56,971.20	56,971.20	0.00	64,638.93	37,798.30	225.00	102,662.23
0000304113	*MATERIAL CONTROLLER LEAD	55,348.80	55,348.80	0.00	56,065.58	359.25	0.00	56,424.83
0000346715	*JOURNEYMAN ET-TRAIN CONTROL	53,872.00	54,308.80	436.80	56,829.27	10,477.73	225.00	67,532.00
0000347590	INVESTMENT ASSOCIATE	69,893.46	69,893.46	0.00	69,892.08	0.00	0.00	69,892.08
0000333340	*JOURNEYMAN TRACK WALKER	57,324.80	57,324.80	0.00	60,757.79	21,920.54	0.00	82,678.33
0000320035	*JOURNEYMAN ET-RAIL CAR MAINT	57,324.80	57,324.80	0.00	58,477.20	2,656.10	225.00	61,358.30
0000345956	*BUS OPERATOR	40,705.60	44,532.80	3,827.20	21,323.64	5,181.76	0.00	26,505.40
0000342555	PROJECT MANAGER II	109,171.14	109,171.14	0.00	109,173.93	0.00	0.00	109,173.93
0000349611	*BUS OPERATOR (DATE LAST EMPLOYED 03-Aug-2023)	36,899.20	36,899.20	0.00	21,510.77	1,437.78	0.00	22,948.55
0000343833	*BUS OPERATOR	36,899.20	36,899.20	0.00	39,458.44	19,596.53	0.00	59,054.97

## MARTOC REPORT

EE NUMBER	TITLE	FY 22	FY 23	DIFFERENCE	REGULAR	OVERTIME	OTHER	TOTAL
		BASE SALARY	BASE SALARY	+/-	EARNINGS	EARNINGS	EARNINGS	EARNINGS
0000339516	CLAIMS ADJUSTER III	75,854.48	75,854.48	0.00	75,853.49	0.00	8,168.97	84,022.46
0000349653	IT BUSINESS ANALYST II	75,352.94	75,352.94	0.00	52,167.51	0.00	0.00	52,167.51
0000302161	SUPT STATION ZONE SERVICES	82,649.84	82,649.84	0.00	82,649.81	0.00	12,715.36	95,365.17
0000349652	SCOPING & SCREENING ANALYST	66,313.78	66,313.78	0.00	45,909.74	0.00	0.00	45,909.74
0000339046	*BUS OPERATOR	52,187.20	52,187.20	0.00	52,998.64	5,168.08	602.16	58,768.88
0000328142	PROTECTIVE SPEC POLICE CADET	44,137.60	44,137.60	0.00	33,718.75	3,941.45	15,278.41	52,938.61
0000302013	*JOURNEYMAN ET-TRAIN CONTROL	57,844.80	57,844.80	0.00	62,407.05	22,348.89	225.00	84,980.94
0000304401	*JOURNEYMAN ET-RADIO MAINT	57,844.80	57,844.80	0.00	65,966.67	41,099.79	225.00	107,291.46
0000335150	*BUS OPERATOR	52,187.20	52,187.20	0.00	55,468.12	34,723.71	0.00	90,191.83
0000343061	*BUS OPERATOR	44,532.80	48,380.80	3,848.00	46,660.12	9,371.68	2,977.28	59,009.08
0000337387	MGR MAINT CONTROL CENTER (DATE LAST EMPLOYED 07-Apr-2023)	96,452.46	96,452.46	0.00	77,903.11	0.00	5,564.57	83,467.68
0000341986	CUSTOMER CARE REP	42,373.50	49,510.50	7,137.00	46,323.60	628.41	0.00	46,952.01
0000330920	*BUS OPERATOR	52,187.20	52,187.20	0.00	56,566.88	46,289.70	0.00	102,856.58
0000303905	*JOURNEYMAN SUPPORT EQUIPMENT (DATE LAST EMPLOYED 01-Dec-2022)	57,844.80	57,844.80	0.00	32,518.18	0.00	225.00	32,743.18
0000332338	*BUS OPERATOR	52,187.20	52,187.20	0.00	37,707.13	1,783.56	4,623.62	44,114.31
0000306638	*BUS OPERATOR	52,707.20	52,707.20	0.00	57,503.73	42,399.19	2,027.20	101,930.12
0000343791	PROTECTIVE SPEC POLICE CADET	44,137.60	44,137.60	0.00	48,967.84	8,148.50	4,859.38	61,975.72
0000336161	*JOURNEYMAN ET-TELEPHONE MAINT	57,324.80	57,324.80	0.00	55,232.01	1,942.99	3,752.68	60,927.68
0000316658	*RAIL OPERATOR	52,187.20	52,187.20	0.00	31,688.17	12,601.01	200.72	44,489.90
0000336917	TRANSIT POLICE OFFICER (DATE LAST EMPLOYED 12-Jun-2023)	64,168.00	64,168.00	0.00	41,354.63	31,269.00	23,775.40	96,399.03
0000345585	*JOURNEYMAN ELEC POWER ELECT	54,308.80	57,324.80	3,016.00	63,678.91	34,370.83	225.00	98,274.74
0000335537	*JOURNEYMAN ELEC POWER ELECT	57,324.80	57,324.80	0.00	58,918.16	54,351.83	225.00	113,494.99
0000346351	*JOURNEYMAN ELEC POWER ELECT	53,872.00	55,536.00	1,664.00	57,130.04	33,990.97	225.00	91,346.01
0000320592	APARC COMM CTR OPR	31,044.00	48,964.50	17,920.50	37,578.73	3,750.41	5,268.05	46,597.19
0000347769	*BUS OPERATOR (DATE LAST EMPLOYED 25-Jul-2023)	36,899.20	36,899.20	0.00	37,285.73	13,306.93	0.00	50,592.66
0000331986	*RAIL OPERATOR	52,187.20	52,187.20	0.00	53,526.85	31,458.88	0.00	84,985.73
0000316527	ACCOUNTANT II	58,349.98	63,496.42	5,146.44	58,322.78	0.00	2,140.46	60,463.24
0000343297	CUSTOMER CARE REP	43,270.50	49,510.50	6,240.00	47,131.70	285.64	0.00	47,417.34
0000317324	MGR BUILDINGS & SUPPORT EQUIP	80,295.02	93,563.08	13,268.06	71,847.60	0.00	11,412.96	83,260.56
0000339666	*SERVICEPERSON I	39,956.80	39,956.80	0.00	42,378.86	8,147.46	0.00	50,526.32
0000320590	*BUS OPERATOR	52,187.20	52,187.20	0.00	54,865.38	20,023.81	0.00	74,889.19
0000303095	*SERVICEPERSON I	40,476.80	40,476.80	0.00	43,061.47	19,280.06	155.68	62,497.21
0000305029	MAINTENANCE PLANNER BUS	66,705.60	66,705.60	0.00	71,031.28	22,452.77	7,408.17	100,892.22
0000348469	SR TECH PROJECT MANAGER (DATE LAST EMPLOYED 21-Sep-2022)	110,547.84	110,547.84	0.00	28,912.60	0.00	0.00	28,912.60

## MARTOC REPORT

EE NUMBER	TITLE	FY 22	FY 23	DIFFERENCE	REGULAR	OVERTIME	OTHER	TOTAL
		BASE SALARY	BASE SALARY	+/-	EARNINGS	EARNINGS	EARNINGS	EARNINGS
0000322005	INSTRUCTOR CAR MAINT MECH	66,414.40	76,169.60	9,755.20	69,144.03	15,619.83	7,399.80	92,163.66
0000338325	TRANSIT POLICE OFFICER SPECIAL	57,054.40	61,713.60	4,659.20	61,903.82	8,707.74	2,923.35	73,534.91
0000350134	TRANSIT POLICE OFFICER (DATE LAST EMPLOYED 20-Jun-2023)	54,870.40	54,870.40	0.00	24,437.40	11,666.56	8,045.90	44,149.86
0000310614	E LEARNING SPECIALIST	74,263.28	74,263.28	0.00	65,967.07	0.00	2,856.30	68,823.37
0000302047	*RAIL OPERATOR	52,707.20	52,707.20	0.00	58,157.20	15,649.21	405.44	74,211.85
0000322174	*BUS OPERATOR	52,187.20	52,187.20	0.00	53,075.83	17,317.84	200.72	70,594.39
0000329273	TRANSIT POLICE SERGEANT	73,548.80	76,481.60	2,932.80	79,934.75	19,265.20	6,475.92	105,675.87
0000302664	*RAIL OPERATOR (DATE LAST EMPLOYED 01-Jan-2023)	52,707.20	52,707.20	0.00	25,662.75	359.97	1,419.04	27,441.76
0000347854	*BUS OPERATOR	36,899.20	40,705.60	3,806.40	37,236.63	12,265.22	425.76	49,927.61
0000304879	SUPV PARKING SVC	45,376.50	45,376.50	0.00	46,224.24	4,754.62	5,235.75	56,214.61
0000333087	*BUS OPERATOR	52,187.20	52,187.20	0.00	42,202.58	6,777.80	5,018.00	53,998.38
0000348590	TRANSIT POLICE OFFICER	46,904.00	52,728.00	5,824.00	54,737.23	7,649.40	1,014.00	63,400.63
0000342890	*BUS OPERATOR	44,532.80	48,380.80	3,848.00	51,362.16	14,265.20	0.00	65,627.36
0000304960	RIDESTORE ASSISTANT	37,050.00	37,050.00	0.00	34,170.72	3,933.78	7,125.00	45,229.50
0000345530	SUPPORT ANALYST II (DATE LAST EMPLOYED 20-Jan-2023)	62,283.00	62,283.00	0.00	35,952.86	0.00	0.00	35,952.86
0000342478	DEPARTMENT ADMINISTRATOR	67,600.00	67,600.00	0.00	67,602.82	0.00	0.00	67,602.82
0000333695	SUPPORT ANALYST II	49,982.40	56,427.28	6,444.88	50,707.16	4,174.76	4,125.62	59,007.54
0000330935	SUPT BUS TRANSPORTATION	66,913.60	75,628.28	8,714.68	71,957.38	4,790.58	3,878.38	80,626.34
0000319677	MAINTENANCE PLANNER-RAIL	66,726.40	66,726.40	0.00	68,017.04	9,905.28	5,966.88	83,889.20
0000337525	CHF OPERATING OFFICER	237,876.60	295,000.16	57,123.56	267,363.37	0.00	31,769.25	299,132.62
0000305182	*JOURNEYMAN RAIL CAR MECHANIC	57,844.80	57,844.80	0.00	58,436.20	6,876.92	225.00	65,538.12
0000322042	SUPV STATION CARE	60,756.80	60,756.80	0.00	61,502.12	3,826.09	0.00	65,328.21
0000350620	CONTRACT SPECIALIST III	80,000.18	80,000.18	0.00	26,461.65	0.00	0.00	26,461.65
0000317717	SUPV RAIL LINE (DATE LAST EMPLOYED 05-Aug-2023)	68,452.80	68,452.80	0.00	68,937.81	11,683.57	5,857.98	86,479.36
0000349670	*STATION AGENT	39,104.00	39,104.00	0.00	25,964.80	930.60	150.40	27,045.80
0000331065	INSTRUCTOR BUS OPERATIONS (DATE LAST EMPLOYED 02-Jun-2023)	61,921.60	70,054.40	8,132.80	58,299.88	3,608.88	15,155.33	77,064.09
0000349888	*BUS OPERATOR	36,899.20	36,899.20	0.00	21,875.32	2,587.06	0.00	24,462.38
0000329886	ELECTRICAL ENGINEER VI	105,595.88	105,595.88	0.00	105,596.70	0.00	8,122.76	113,719.46
0000329835	RAIL SERVICES CONTROLLER	71,552.00	71,552.00	0.00	71,724.00	1,341.60	0.00	73,065.60
0000316210	CONTRACT EMP PT POLICE OFFICER	0.00	0.00	0.00	28,849.80	0.00	0.00	28,849.80
0000344698	TRANSIT POLICE OFFICER	54,870.40	57,054.40	2,184.00	50,941.39	17,495.93	8,730.08	77,167.40
0000345569	DIR CUSTOMER INSIGHTS	106,200.90	125,757.32	19,556.42	120,489.91	0.00	0.00	120,489.91
0000340737	*JOURNEYMAN ET-RAIL CAR MAINT	57,324.80	57,324.80	0.00	60,516.64	20,887.07	225.00	81,628.71
0000340571	BUSINESS ANALYST III	67,206.62	88,309.00	21,102.38	77,548.64	0.00	4,430.99	81,979.63



## MARTOC REPORT

EE NUMBER	TITLE	FY 22	FY 23	DIFFERENCE	REGULAR	OVERTIME	OTHER	TOTAL
		BASE SALARY	BASE SALARY	+/-	EARNINGS	EARNINGS	EARNINGS	EARNINGS
0000329432	*JOURNEYMAN ET-LABORATORY (DATE LAST EMPLOYED 01-Nov-2022)	57,324.80	57,324.80	0.00	27,329.28	992.16	225.00	28,546.44
0000342822	DIR STRATEGIC PERF & DATA MGMT	102,610.82	135,375.50	32,764.68	112,690.26	0.00	0.00	112,690.26
0000302831	SUPV RISK MANAGEMENT ADMIN	78,198.12	78,198.12	0.00	78,197.25	0.00	6,295.96	84,493.21
0000344832	DIVISION DISPATCHER	44,532.80	57,116.80	12,584.00	45,061.42	4,323.84	2,425.97	51,811.23
0000347798	*JOURNEYMAN OVERHAULER	49,732.80	55,140.80	5,408.00	53,395.12	8,858.68	490.10	62,743.90
0000347986	*RAIL STATION CLEANER	30,180.80	32,032.00	1,851.20	17,763.80	3,482.40	0.00	21,246.20
0000302975	SR COST ANALYST	94,651.18	123,734.52	29,083.34	110,593.93	0.00	16,203.99	126,797.92
0000327670	*JOURNEYMAN ET-TRAIN CONTROL	57,324.80	57,324.80	0.00	62,287.37	29,589.15	225.00	92,101.52
0000349487	*BUS OPERATOR	36,899.20	36,899.20	0.00	25,300.30	1,420.22	0.00	26,720.52
0000328833	*BUS OPERATOR	52,187.20	52,187.20	0.00	54,841.58	6,127.06	0.00	60,968.64
0000343088	*BUS OPERATOR (DATE LAST EMPLOYED 13-Mar-2023)	44,532.80	48,380.80	3,848.00	36,160.83	7,604.35	2,560.73	46,325.91
0000344916	*BUS OPERATOR (DATE LAST EMPLOYED 29-Jul-2023)	40,705.60	44,532.80	3,827.20	24,962.76	2,690.95	0.00	27,653.71
0000302395	*JOURNEYMAN AA BUS TECHNICIAN (DATE LAST EMPLOYED 01-Apr-2023)	57,844.80	57,844.80	0.00	44,486.54	2,836.62	225.00	47,548.16
0000304990	TRANSIT POLICE LIEUTENANT	96,865.60	96,865.60	0.00	105,261.86	16,828.46	1,676.52	123,766.84
0000303515	SUPV TELEPHONY OPERATIONS	79,678.30	79,678.30	0.00	79,678.02	0.00	6,251.70	85,929.72
0000306330	*BUS OPERATOR	52,707.20	52,707.20	0.00	53,186.93	13,589.46	4,788.52	71,564.91
0000342346	TRANSIT POLICE OFFICER (DATE LAST EMPLOYED 19-Oct-2022)	54,870.40	54,870.40	0.00	17,658.93	2,624.93	2,778.61	23,062.47
0000334784	*JOURNEYMAN ET-TRAIN CONTROL	57,324.80	57,324.80	0.00	61,839.52	32,482.92	225.00	94,547.44
0000338306	*JOURNEYMAN ET-TRAIN CONTROL	57,324.80	57,324.80	0.00	56,368.86	18,179.29	3,532.20	78,080.35
0000327140	MECHANICAL ENGINEER VI	106,488.72	106,488.72	0.00	106,489.00	0.00	0.00	106,489.00
0000339044	*RAIL OPERATOR	52,187.20	52,187.20	0.00	55,029.16	15,161.36	0.00	70,190.52
0000344650	*BUS OPERATOR	44,532.80	48,380.80	3,848.00	44,200.51	8,608.85	1,302.38	54,111.74
Total Number Of Employees								3996

# **APPENDIX**

## **FY 2022 Audited Financial Statement**

## INDEPENDENT AUDITOR'S REPORT

Board of Directors  
Metropolitan Atlanta Rapid Transit Authority  
Atlanta, Georgia

### Report on the Audit of the Financial Statements

#### **Opinions**

We have audited the financial statements of the business-type activities and fiduciary activities of Metropolitan Atlanta Rapid Transit Authority (MARTA), as of and for the year ended June 30, 2022, and the related notes to the financial statements, which collectively comprise MARTA's basic financial statements as listed in the table of contents.

In our opinion, based on our audit and the report of the other auditors, the accompanying financial statements referred to above present fairly, in all material respects, the financial position of the business-type activities and fiduciary activities of MARTA, as of June 30, 2022, and the respective changes in financial position and, where applicable, cash flows thereof for the year then ended in accordance with accounting principles generally accepted in the United States of America.

We did not audit the financial statements of the MARTA/ATU Local No. 732 Employees Retirement Plan and the MARTA Non-Represented Pension Plan, which represents 54% and 39%, respectively, of the assets and 54% and 38%, respectively, of the net position of the fiduciary activities as of June 30, 2022, and 61% and 40%, respectively, of the revenues of the fiduciary activities for the year then ended. Those statements were audited by other auditors whose reports have been furnished to us, and our opinions, insofar as it relates to the amounts included for the MARTA/ATU Local No. 732 Employees Retirement Plan and the MARTA Non-Represented Pension Plan are based solely on the reports of the other auditors.

#### **Basis for Opinions**

We conducted our audit in accordance with auditing standards generally accepted in the United States of America (GAAS) and the standards applicable to financial audits contained in *Government Auditing Standards (Government Auditing Standards)*, issued by the Comptroller General of the United States. Our responsibilities under those standards are further described in the Auditor's Responsibilities for the Audit of the Financial Statements section of our report. We are required to be independent of MARTA, and to meet our other ethical responsibilities, in accordance with the relevant ethical requirements relating to our audit. We believe that the audit evidence we have obtained is sufficient and appropriate to provide a basis for our audit opinions. The financial statements of the MARTA/ATU Local No. 732 Employees Retirement Plan and the MARTA Non-Represented Pension Plan were not audited in accordance with *Government Auditing Standards*.

**Emphasis of Matter**

As discussed in Note 1 to the financial statements, MARTA has adopted GASB Statement No. 87, *Leases*, for the year ended June 30, 2022. Our opinions are not modified with respect to this matter.

**Responsibilities of Management for the Financial Statements**

Management is responsible for the preparation and fair presentation of the financial statements in accordance with accounting principles generally accepted in the United States of America, and for the design, implementation, and maintenance of internal control relevant to the preparation and fair presentation of financial statements that are free from material misstatement, whether due to fraud or error.

In preparing the financial statements, management is required to evaluate whether there are conditions or events, considered in the aggregate, that raise substantial doubt about MARTA's ability to continue as a going concern for twelve months beyond the financial statement date, including any currently known information that may raise substantial doubt shortly thereafter.

**Auditor's Responsibilities for the Audit of the Financial Statements**

Our objectives are to obtain reasonable assurance about whether the financial statements as a whole are free from material misstatement, whether due to fraud or error, and to issue an auditor's report that includes our opinions. Reasonable assurance is a high level of assurance but is not absolute assurance and therefore is not a guarantee that an audit conducted in accordance with GAAS and *Government Auditing Standards* will always detect a material misstatement when it exists. The risk of not detecting a material misstatement resulting from fraud is higher than for one resulting from error, as fraud may involve collusion, forgery, intentional omissions, misrepresentations, or the override of internal control. Misstatements are considered material if there is a substantial likelihood that, individually or in the aggregate, they would influence the judgment made by a reasonable user based on the financial statements.

In performing an audit in accordance with GAAS and *Government Auditing Standards*, we

- Exercise professional judgment and maintain professional skepticism throughout the audit.
- Identify and assess the risks of material misstatement of the financial statements, whether due to fraud or error, and design and perform audit procedures responsive to those risks. Such procedures include examining, on a test basis, evidence regarding the amounts and disclosures in the financial statements.
- Obtain an understanding of internal control relevant to the audit in order to design audit procedures that are appropriate in the circumstances, but not for the purpose of expressing an opinion on the effectiveness of MARTA's internal control. Accordingly, no such opinion is expressed.
- Evaluate the appropriateness of accounting policies used and the reasonableness of significant accounting estimates made by management, as well as evaluate the overall presentation of the financial statements.
- Conclude whether, in our judgment, there are conditions or events, considered in the aggregate, that raise substantial doubt about MARTA's ability to continue as a going concern for a reasonable period of time.

We are required to communicate with those charged with governance regarding, among other matters, the planned scope and timing of the audit, significant audit findings, and certain internal control-related matters that we identified during the audit.

**Prior-Year Comparative Information**

We have previously audited MARTA's fiscal year 2021 financial statements, and we expressed unmodified opinions on the basic financial statements in our report dated November 19, 2021. In our opinion, the summarized comparative information presented herein as of and for the year ended June 30, 2021, is consistent, in all material respects, with the audited financial statements from which it has been derived.

### **Required Supplementary Information**

Accounting principles generally accepted in the United States of America require that the Management's Discussion and Analysis, the Schedule of Changes in the Net Pension Liability and Related Ratios, Schedule of Employer Contributions – Pension, Schedule of Changes in Net OPEB Liability and Related Ratios, and Schedule of Employer Contributions – OPEB, as listed in the table of contents, be presented to supplement the basic financial statements. Such information is the responsibility of management and, although not a part of the basic financial statements, is required by the Governmental Accounting Standards Board who considers it to be an essential part of financial reporting for placing the basic financial statements in an appropriate operational, economic, or historical context. We have applied certain limited procedures to the required supplementary information in accordance with auditing standards generally accepted in the United States of America, which consisted of inquiries of management about the methods of preparing the information and comparing the information for consistency with management's responses to our inquiries, the basic financial statements, and other knowledge we obtained during our audit of the basic financial statements. We do not express an opinion or provide any assurance on the information because the limited procedures do not provide us with sufficient evidence to express an opinion or provide any assurance.

### **Supplementary Information**

Our audit was conducted for the purpose of forming opinions on the financial statements that collectively comprise MARTA'S basic financial statements. The accompanying Combining Schedule of Fiduciary Net Position, Combining Schedule of Changes in Fiduciary Net Position, and Supplementary Schedule of Revenues and Expenses – Budget vs. Actual (Budget Basis) are presented for purposes of additional analysis and are not a required part of the basic financial statements. The Combining Schedule of Fiduciary Net Position, Combining Schedule of Changes in Fiduciary Net Position, and Supplementary Schedule of Revenues and Expenses – Budget vs. Actual (Budget Basis) are the responsibility of management and were derived from and relates directly to the underlying accounting and other records used to prepare the basic financial statements. The information has been subjected to the auditing procedures applied in the audit of the basic financial statements and certain additional procedures, including comparing and reconciling such information directly to the underlying accounting and other records used to prepare the basic financial statements or to the basic financial statements themselves, and other additional procedures in accordance with auditing standards generally accepted in the United States of America. In our opinion, the Combining Schedule of Fiduciary Net Position, Combining Schedule of Changes in Fiduciary Net Position, and Supplementary Schedule of Revenues and Expenses – Budget vs. Actual (Budget Basis) are fairly stated, in all material respects, in relation to the basic financial statements as a whole.

### **Other Information**

Management is responsible for the other information included in the annual report. The other information comprises the introductory and statistical sections but does not include the basic financial statements and our auditor's report thereon. Our opinions on the basic financial statements do not cover the other information, and we do not express an opinion or any form of assurance thereon.

In connection with our audit of the basic financial statements, our responsibility is to read the other information and consider whether a material inconsistency exists between the other information and the basic financial statements, or the other information otherwise appears to be materially misstated. If, based on the work performed, we conclude that an uncorrected material misstatement of the other information exists, we are required to describe it in our report.

### Other Reporting Required by Government Auditing Standards

In accordance with Government Auditing Standards, we have also issued our report dated November 21, 2022 on our consideration of MARTA's internal control over financial reporting and on our tests of its compliance with certain provisions of laws, regulations, contracts, and grant agreements and other matters. The purpose of that report is solely to describe the scope of our testing of internal control over financial reporting and compliance and the results of that testing, and not to provide an opinion on the effectiveness of MARTA's internal control over financial reporting or on compliance. That report is an integral part of an audit performed in accordance with *Government Auditing Standards* in considering MARTA's internal control over financial reporting and compliance.

  
Crowe LLP

Atlanta, Georgia  
November 21, 2022

**METROPOLITAN ATLANTA RAPID TRANSIT AUTHORITY**  
**Management's Discussion and Analysis**  
**(Unaudited)**  
(Dollars in Thousands)

As management of the Metropolitan Atlanta Rapid Transit Authority ("MARTA" or the "Authority"), we offer readers of MARTA's basic financial statements this narrative overview and analysis of the financial activities of MARTA for the fiscal years ended June 30, 2022 and 2021. This discussion and analysis is designed to assist the reader in focusing on the significant financial issues and activities and to identify any significant changes in financial position. We encourage readers to consider the information presented here in conjunction with the financial statements as a whole. All amounts, unless otherwise indicated, are expressed in thousands of dollars.

MARTA was formed as a joint public instrumentality of the city of Atlanta and the counties of Fulton, DeKalb, Cobb, Clayton, and Gwinnett by action of the General Assembly of the State of Georgia (the "MARTA Act") to design and implement a rapid transit system for the Atlanta metropolitan area. MARTA operates a bus, light rail and rapid rail transportation system and continues to develop and construct further improvements to its integrated bus/rail transportation system.

### Overview of Financial Statements

MARTA's financial statements are prepared on the accrual basis of accounting in accordance with accounting principles generally accepted in the United States of America as promulgated by the Governmental Accounting Standards Board ("GASB"). MARTA is structured as a single enterprise fund with revenues recognized when earned and measurable, not when they are received. Expenses are recognized when they are incurred, not when they are paid. Capital assets are capitalized and (except land) are depreciated over their useful lives. Many cash amounts are restricted for debt service and by state and federal regulations. See the Notes to the Financial Statements for a summary of MARTA's significant accounting policies.

Included in MARTA's financial statements are the Statement of Net Position, the Statement of Revenues, Expenses, and Changes in Net Position, the Statement of Cash Flows, Statement of Fiduciary Net Position, Statement of Changes in Fiduciary Net Position, the related notes and required supplementary schedules.

- The **Statement of Net Position** presents information on all of MARTA's assets, liabilities, deferred outflows, and inflows of resources with the difference reported as net position. Over time, increases or decreases in net position may serve as a useful indicator of whether the financial position of MARTA is improving or deteriorating.
- The **Statement of Revenues, Expenses, and Changes in Net Position** presents information showing how MARTA's net position changed during the most recent fiscal year. All changes in net position are reported as soon as the underlying event giving rise to the change occurs, regardless of the timing of related cash flows. Thus, revenues and expenses are reported in this statement for some items that will only result in cash flows in future fiscal periods (e.g., uncollected sales taxes and earned but unused vacation leave).
- The **Statement of Cash Flows** allows financial statement users to assess MARTA's adequacy or ability to generate sufficient cash flows to meet its obligations in a timely manner. The statement is classified into four categories: 1) cash flows from operating activities, 2) cash flows from non-capital financing activities, 3) cash flows from capital and related financing activities, and 4) cash flows from investing activities.

**METROPOLITAN ATLANTA RAPID TRANSIT AUTHORITY**  
**Management's Discussion and Analysis**  
**(Unaudited)**

(Dollars in Thousands)

- The **Notes to the Financial Statements** provide additional information that is essential to a full understanding of the data provided in the basic financial statements.
- **Required Supplementary Information (RSI)**. In addition to the basic financial statements and accompanying notes, this report also presents certain RSI concerning the Authority's defined benefit pension plans and other post employment benefit (OPEB) plan to its employees.
- The **Statement of Fiduciary Net Position** presents information on all assets, liabilities, deferred outflows, and inflows of resources, fiduciary net position of pension and other post employments benefits.
- The **Statement of Changes in Fiduciary Net Position** presents information on additions to and deductions from pension and other post employments benefits. The additions include investment earnings, investment costs and net investment earnings.

### **Financial Position Summary**

Over time, net position may serve as a useful indicator of MARTA's financial position. MARTA's assets and deferred outflows of resources exceed liabilities and deferred inflows of resources by \$1.53 billion at June 30, 2022, a \$252 million increase from June 30, 2021 when assets and deferred outflows of resources exceeded liabilities and deferred inflows of resources by \$1.28 billion. A more detailed discussion is found under the Financial Operations Highlights of this MD&A.

At June 30, 2022 and 2021, the largest portion of net position was net investment in capital assets representing 51% and 53% respectively. Net investment in capital assets includes land, rail system, buildings, transportation equipment, and right to use leased assets less any related outstanding debt used to acquire those assets. MARTA uses these capital assets to provide services to its customers; consequently, these assets are not available for future spending.

The second largest portion of MARTA's net position in fiscal years 2022 and 2021 was unrestricted assets representing 44% and 42%, respectively.

At the end of the current fiscal year, MARTA was able to report a positive balance in all categories of net position. Fiscal years 2021 and 2020 had positive balances in all categories of net position as well.



**METROPOLITAN ATLANTA RAPID TRANSIT AUTHORITY**  
**Management's Discussion and Analysis**  
**(Unaudited)**  
(Dollars in Thousands)

The following table presents a condensed summary of net position as of June 30, 2022 and 2021:

	<u>2022</u>	<u>2021</u>
<b>ASSETS:</b>		
Current and Other Assets	\$1,456,456	\$1,386,416
Capital Assets	3,083,652	3,058,960
Derivative Assets	—	900
Net Pension Assets	116,512	69,307
Total Assets	<u>4,656,620</u>	<u>4,515,583</u>
<b>DEFERRED OUTFLOWS OF RESOURCES</b>		
Hedging	111	—
Pension	23,584	22,739
OPEB	14,564	20,331
Debt Refunding	38,836	31,995
Total Deferred Outflows of Resources	<u>77,095</u>	<u>75,065</u>
<b>Total Assets and Deferred Outflows of Resources</b>	<u>4,733,715</u>	<u>4,590,648</u>
<b>LIABILITIES:</b>		
Long Term Debt	2,286,765	2,657,582
Current and Other Liabilities	310,255	350,681
Derivative Liability	111	—
Net Pension Liability	39,108	67,667
Net OPEB Liability	67,646	111,901
Total Liabilities	<u>2,703,885</u>	<u>3,187,831</u>
<b>DEFERRED INFLOW OF RESOURCES</b>		
Leases	325,259	12,186
Hedging	—	900
Pension	132,347	94,160
OPEB	39,703	15,206
Total Deferred Inflows of Resources	<u>497,309</u>	<u>122,452</u>
<b>Total Liabilities and Deferred Inflows of Resources</b>	<u>3,201,194</u>	<u>3,310,283</u>
<b>NET POSITION:</b>		
Net Investment in Capital Assets	777,711	672,879
Restricted	76,840	74,031
Unrestricted	677,970	533,455
<b>TOTAL NET POSITION</b>	<u>\$ 1,532,521</u>	<u>\$ 1,280,365</u>

**METROPOLITAN ATLANTA RAPID TRANSIT AUTHORITY**  
**Management's Discussion and Analysis**  
**(Unaudited)**

(Dollars in Thousands)

**Current and other assets** include cash, cash equivalents, investments, inventory, sales tax receivable, prepayments and restricted investments. Current and other assets increased by \$70,040 (5%) in 2022. The increase is due to increase in cash and investments for the year. In 2021, there was an increase of \$50,017 (4%) in this category.

**Capital assets** include land, rail systems, buildings, transportation equipment, right to use leased assets, and other capital assets. In 2022, there was an increase in this category of \$24,692 (0.81%) due to increase in land, rail systems, transportation and other capital assets. In 2021, there was an increase in capital assets of \$1,833 (0.06%) which was due to an increase in rail systems, transportation and other capital assets.

**Net pension assets** increased by \$47,205 (68%) in 2022. In 2021, MARTA reported an increase in net pension assets of \$36,121 (109%). This increase in net pension asset is directly related to the performance of the pension fund investments in accordance with GASB 68.

**Deferred outflows of resources pension** increased in 2022 by \$845 (4%) and decreased by \$20,944 (48%) in 2021. The increase and decrease in 2022 and 2021 respectively were due to the net differences between the projected and actual investment earnings for the pension plans.

**Long-term debt outstanding** holds the long-term portion of outstanding sales tax revenue bonds, lease, financed purchase liability and other long-term liabilities. The outstanding sales tax revenue bonds decreased by \$66,458 (3%) in 2022 due to payment of matured bonds and decreased by \$62,951 (3%) in 2021. The long-term debt also includes the lease and financed purchase liability which decreased by \$304,359 (82%) primarily due to the South Line LILO Termination in 2022 and decreased by \$11,468 (3%) in 2021 due to the payment of maturities of financed purchase liabilities.

**Current and other liabilities** include accounts payable, employee benefits, self-insurance, accrued interest, short-term maturities of financed purchase liabilities and other current liabilities. The liability decreased by \$40,426 (12%) in 2022 and increased by \$9,387 (3%) in 2021. The decrease in 2022 was due to decrease in self-insurance reserves and accrued interest payable while the increase in 2021 was due to the increase in account and contracts payable and self-insurance reserves.

**Net pension liability** decreased by \$28,559 (42%) in 2022 and decreased by \$29,702 (31%) in 2021. Both the decrease in 2022 and 2021 were directly related to the performance of the pension fund investments in accordance with GASB 68.

**Deferred inflow of resources – leases** increased by \$313,073 (2569%) in 2022 due to the implementation and adoption of new accounting pronouncement, GASB 87, Leases.

**Deferred inflow of resources – pension** increased by \$38,187 (41%) in 2022 and increased by \$35,063 (59%) in 2021. Both the increase in 2022 and 2021 were due to the net differences between the projected and actual investment earnings for the pension plans.

### **Financial Operations Highlights**

MARTA is a single enterprise fund providing public transportation. MARTA provides direct benefits to its users as well as substantial indirect benefits to the public at large (e.g., decreased traffic congestion, decreased need for

**METROPOLITAN ATLANTA RAPID TRANSIT AUTHORITY**  
**Management's Discussion and Analysis**  
**(Unaudited)**  
(Dollars in Thousands)

road construction and maintenance, decreased need for parking, decreased air pollution levels, and increased availability of transportation for low-income citizens).

Therefore, the user charges are intended to finance only a portion of the cost of providing these services with additional proceeds obtained from the collections of sales and use tax under the Rapid Transit Contract and Assistance Agreement (MARTA Act) with the City of Atlanta and the counties of Fulton, DeKalb, and Clayton and from federal subsidies.

The sales tax is levied at a rate of 1% for each of the counties and 1.5% for the City of Atlanta until June 30, 2057, and 0.5% thereafter. See Note 4 of the Notes to the Financial Statements.

The MARTA Act places certain requirements on the rates that MARTA can charge for transportation services provided. The rates charged to the public for transportation services must be such that the total transit related revenues are no less than 35% of the operating costs, exclusive of depreciation and amortization, and other costs and charges as provided in the Act, of the preceding or prior fiscal year.

Under provisions of amendments to the MARTA Act, revenues, except the sales and use tax, are included in transit related revenues for purposes of this calculation. Transit related revenues were 77.2% and 80.0% of operating costs of the previous fiscal year, as defined under the MARTA Act, for the years ended June 30, 2022 and 2021, respectively.

The following table presents the summary of changes in net position as of June 30, 2022 and 2021:

	<u>2022</u>	<u>2021</u>
Operating Revenues	\$ 71,960	\$ 57,007
Operating Expenses	724,630	751,161
Operating Loss	(652,670)	(694,154)
Non-operating Revenues	840,336	768,714
Capital Grants and Contributions	62,748	65,308
Increase (Decrease) in Net Position	<u>\$ 250,414</u>	<u>\$ 139,868</u>

In 2022, operating revenues increased by \$14,953 and operating expenses decreased by \$26,531. The increase in operating revenue was due to an increase in passenger revenue as a result of increase in ridership after the prolonged impact of COVID-19. The majority of the decrease in operating expenses was related to decreases in maintenance and administrative costs. The increase in revenues resulted in an overall decrease in the operating loss of \$41,484 from the previous year. In 2021, operating revenues decreased by \$53,064 and operating expenses decreased by \$3,462, which resulted in an overall increase in operating loss of \$49,602.

**Non-operating revenues** increased by \$71,622 (9%) in 2022 and \$84,397 (12%) in 2021. The 2022 increase was due to sales tax revenue, while the 2021 increase was due to both sales tax revenue and CARES Act funding.

**Capital grant and contributions** decreased by \$2,560 (4%) in 2022 compared to a increase of \$3,666 (6%) in 2021.

**METROPOLITAN ATLANTA RAPID TRANSIT AUTHORITY**  
**Management's Discussion and Analysis**  
**(Unaudited)**  
(Dollars in Thousands)

The following table presents a summarized breakout of MARTA's revenues, expenses and changes in net position as of June 30, 2022 and 2021:

<b>Summary of Revenues</b>	<b>2022</b>	<b>2021</b>
<b>Operating</b>		
Fare Revenues	\$ 64,951	\$ 51,642
Other Revenues	7,009	5,365
Total Operating Revenues	<u>71,960</u>	<u>57,007</u>
<b>Non-Operating</b>		
Sales and Use Tax	669,133	569,682
Ad Valorem Tax	33,453	33,452
Federal Revenues	249,769	280,504
Investment Income	12,168	3,613
Lease Revenues (Expenses)	(2,195)	667
Other Revenues	22,290	19,360
Gain/Loss on Sale of Property and Equipment	325	579
Total Non-operating Revenues	<u>984,943</u>	<u>907,857</u>
<b>Total Revenues</b>	<u>1,056,903</u>	<u>964,864</u>
<b>Summary of Expenses</b>		
<b>Operating</b>		
Transportation	227,844	230,367
Maintenance and Garage Operations	172,956	177,536
General and Administrative	72,126	93,803
Depreciation	251,704	249,455
Total Operating Expenses	<u>724,630</u>	<u>751,161</u>
<b>Non-Operating</b>		
Interest Expense	77,362	83,946
Amortization of Financing Related Charges and Income from Derivative Activity	(5,455)	(6,611)
(Gain) Loss on Investment Derivatives	—	(3)
Other Non-operating Expenses	72,700	61,811
Total Non-operating Expenses	<u>144,607</u>	<u>139,143</u>
<b>Total Expenses</b>	<u>869,237</u>	<u>890,304</u>
<b>Income/(Loss) Before Capital Contributions</b>	187,666	74,560
Capital Grants and Contributions	62,748	65,308
<b>Increase (Decrease) in Net Position</b>	<u>250,414</u>	<u>139,868</u>
Net Position July 1	1,280,365	1,140,497
Cumulative Effect of Adoption of New Accounting Principle	1,742	—
Net Position, July 1 Restated	<u>1,282,107</u>	<u>1,140,497</u>
Net Position, June 30	<u>\$ 1,532,521</u>	<u>\$ 1,280,365</u>

**METROPOLITAN ATLANTA RAPID TRANSIT AUTHORITY**  
**Management's Discussion and Analysis**  
**(Unaudited)**  
(Dollars in Thousands)

**Net position** increased by \$252,156 (20%) in 2022 primarily due to the receipt of Federal CARES Act and ARP funding, sales tax revenue, and the effect of GASB 87 restatement. In 2021, net position increased by \$139,868 (12%) primarily due to the receipt of federal CARES Act funding.

**Total operating revenues** include passenger revenues advertising, and parking fees. Total operating revenues increased by \$14,953 (26%) in 2022 compared to a decrease of \$53,064 (48%) in 2021. 2022 increase was a result of increase in ridership due to the reopening of the economy after the prolonged impact of COVID-19.

**Sales and use tax revenue** increased by \$99,451 (17%) in 2022 compared to an increase of \$47,784 (9%) in 2021. The 2022 increase was due to a rise in consumer spending on retail sales and the impact of inflation.

**Lease expenses** increased by \$2,862 (429%) in 2022 as a result of unfavorable interest rates due to inflation. In 2021, there was a decrease by \$2,965 (129%) as a result of favorable interest rate.

**Gain/loss on sale of property and equipment** decreased by \$254 (44%) in 2022 due to fewer sales from the prior year. In 2021, there was a decrease of \$2,082 (78%) from the previous year, also a result of fewer sales from the prior year.

**Administrative expenses** decreased by \$21,677 (23%) in 2022 compared to a decrease of \$214 (0.2%) in 2021. The 2022 decrease was due to a decrease in labor cost and benefits associated with pension, OPEB and healthcare costs.

**Maintenance and garage operation expenses** decreased by \$4,580 (3%) in 2022 compared to an increase of \$3,856 (2%) in 2021. The 2022 decrease was due to a decrease in labor cost and benefits associated with pension OPEB and healthcare costs.

**Interest expense** decreased by \$6,584 (8%) in 2022 due to the maturities of some of the long term debt. In 2021, there was a decrease of \$2,972 (3%).

**Amortization of bond related expenses** increased by \$1,156 (17%) in 2022 compared to an increase of \$800 (11%) in 2021.

**Other non-operating expenses** increased by \$10,889 (18%) in 2022 compared to an increase of \$11,850 (24%) in 2021 due to an increase in planning costs.

### **Capital Acquisitions and Construction Activities**

In 2022, MARTA acquired \$272,954 of capital assets. The expenditures on capital activity were primarily for the replacement, rehabilitation, and enhancement of facilities and equipment required to support transit operations, regulatory requirements, and system safety. The net increase in capital assets, including changes in accumulated depreciation and retirements, was \$24,692 and \$1,833 during the years ended June 30, 2022 and 2021, respectively. Additional information on MARTA's debt and capital asset activity and commitments can be found in Notes 6 and 7 to the financial statements.

**METROPOLITAN ATLANTA RAPID TRANSIT AUTHORITY**  
**Management's Discussion and Analysis**  
**(Unaudited)**

(Dollars in Thousands)

The following table summarizes MARTA's net investment in capital assets as of June 30, 2022 and 2021:

	<u>2022</u>	<u>2021</u>
Capital Assets, net	<u>\$ 3,083,652</u>	<u>\$ 3,058,960</u>
<b>Capital Debt</b>		
Current Maturities of Bonds and Notes	(67,050)	(62,215)
Non current Maturities of Bonds and Notes	(2,220,492)	(2,286,950)
ESCO Financed Purchase Liability	(31,591)	(35,474)
Unspent ESCO Escrow Cash	5,512	7,316
Deferred Outflows of Resources	38,836	31,995
Capital Assets Included in Accounts Payable	(28,197)	(40,753)
Lease Liability	<u>(2,959)</u>	<u>—</u>
Total Capital Related Debt	(2,305,941)	(2,386,081)
<b>Net Investment in Capital Assets</b>	<u><u>\$ 777,711</u></u>	<u><u>\$ 672,879</u></u>

**Long-Term Debt Administration**

MARTA issues Sales and Use Tax Revenue Bonds and Variable Rate Bonds to raise capital funds for construction, expansion, and rehabilitation of the transit system. The bonds and notes are payable from and secured by lien on sales and use tax and title ad valorem tax receipts.

The Fixed and Variable rate Bonds carry debt ratings of Aa2 by Moody's Investors Service, AA+ by Standard & Poor's and AA- from Fitch Rating Service. MARTA's total bond debt outstanding was \$2,287,542 and \$2,349,165 as of June 30, 2022 and 2021, respectively. In 2022, MARTA issued refunding green bonds Series 2021D, 2021E-1 and 2021E-2 in the amount of \$369,563 to refund portion of Bonds Series 2014A and full refund of Bonds Series 2015A. Additional information on MARTA's long term debt can be found in Note 7 to the financial statements.

**Economic Factors**

The US Economy (GDP) was down to -1.4% in the first quarter and -0.9% in the second quarter of 2022. Consumption increased 2.7% in the first quarter and 1% in the second. Consumption growth experienced a decrease in the second half of 2022 due to a pullback in the purchases of services and goods. Investments have declined from 9.2% to -0.1% in the first and second quarters respectively. The federal funds rate has been trending upwards from 0.1% in the beginning of the year to 0.8% in the second quarter of 2022.

Nation-wide, the unemployment rate was 3.8% in the first quarter of 2022 and fell to 3.6% in the second quarter. The national cumulative change in jobs was at 4.6% compare to prior year. The Georgia cumulative change in jobs was much better than nationally at 5.1%. The average unemployment rate for both Georgia and Atlanta in 2021 was 4%. The State of Georgia had a personal income aggregate of \$597.1B in 2021 seeing a growth of 7.8% over 2020. Atlanta had an aggregate of \$386.4B in 2021 with a slightly higher growth of 8% over 2020.

**METROPOLITAN ATLANTA RAPID TRANSIT AUTHORITY**  
**Management's Discussion and Analysis**  
**(Unaudited)**  
(Dollars in Thousands)

**Request for Information**

This financial report is designed to provide a general overview of MARTA's finances. Questions concerning any of the information provided in this report or request for additional financial information should be addressed to the Office of Accounting, Metropolitan Atlanta Rapid Transit Authority, 2424 Piedmont Road NE, Atlanta, GA 30324-3330.

**METROPOLITAN ATLANTA RAPID TRANSIT AUTHORITY**  
**Statement of Net Position**  
**June 30, 2022**

(Dollars in Thousands)

(with summarized financial information as of June 30, 2021)

	<b>2022</b>	<b>2021</b>
<b>ASSETS</b>		
<b>Current Assets:</b>		
Cash and Cash Equivalents	\$ 46,147	\$ 11,135
Investments	732,150	641,376
Material and Supplies Inventories	38,451	36,633
Sales Tax Receivables, Prepayments and Other	101,252	169,437
Total Unrestricted Current Assets	918,000	858,581
Restricted Cash and Cash Equivalents	5,512	7,316
Restricted Investments	170,281	161,058
Lease Receivables	6,562	—
Current portion, Restricted Investment held to pay Leases	—	2,198
Total Restricted Current Assets	182,355	170,572
Total Current Assets	1,100,355	1,029,153
<b>Noncurrent Assets:</b>		
Restricted Investment held to pay Leases	30,889	341,513
Lease Receivables	308,811	—
Restricted Investment - Railroad Trust	9,676	10,000
Total Restricted Non Current Assets	349,376	351,513
<b>Capital Assets:</b>		
Land, Non-depreciable	591,113	560,105
Construction in Progress, Non-depreciable	384,509	335,301
Total Non-depreciable	975,622	895,406
Rail System and Buildings	4,154,179	4,076,958
Transportation Equipment	1,615,664	1,559,322
Other - Capital Assets	1,698,324	1,649,842
Total Depreciable	7,468,167	7,286,122
Less Accumulated Depreciation/Amortization	(5,360,137)	(5,122,568)
Capital Assets - Net	3,083,652	3,058,960
Other Bond Related Costs - Bond Insurance	155	186
Net Pension Asset	116,512	69,307
Other - Noncurrent Assets	6,570	5,564
Derivative Assets - Commodity Swap	—	900
Total Noncurrent Assets	3,556,265	3,486,430
Total Assets	4,656,620	4,515,583
<b>DEFERRED OUTFLOWS OF RESOURCES</b>		
Hedging	111	—
Pension	23,584	22,739
OPEB	14,564	20,331
Debt Refunding	38,836	31,995
Total Deferred Outflows of Resources	77,095	75,065
Total Assets and Deferred Outflows of Resources	\$ 4,733,715	\$ 4,590,648

2022 Annual Comprehensive Financial Report Year Ended June 30, 2022 FINANCIAL SECTION



**METROPOLITAN ATLANTA RAPID TRANSIT AUTHORITY**  
**Statement of Net Position**  
**June 30, 2022**

(Dollars in Thousands)

(with summarized financial information as of June 30, 2021)

	<b>2022</b>	<b>2021</b>
<b>LIABILITIES</b>		
<b>Current Liabilities:</b>		
Payable from NonRestricted Assets:		
Accounts and Contracts Payable	\$ 115,297	\$ 128,665
Salaries and Employee Benefits	27,224	26,791
Self-Insurance Accruals	18,798	16,486
Other Current Liabilities	7,655	3,481
Other Unearned Revenue	—	1,702
Total Current Liabilities Payable from NonRestricted Assets	168,974	177,125
Payable from Restricted Assets:		
Current Maturities of Sales Tax Revenue Bonds	67,050	62,215
Accrued Interest	37,531	41,279
Current Maturities of Financed Purchase	2,006	3,993
Total Current Liabilities Payable from Restricted Assets	106,587	107,487
Total Current Liabilities	275,561	284,612
<b>Noncurrent Liabilities:</b>		
Sales Tax Revenue Bonds, Less Current Maturities, Unamortized Premium and Discount	2,220,392	2,286,950
Notes Payable	100	—
Noncurrent Self Insurance Accruals	34,694	48,423
Other Long-term Liabilities	34,682	901
Unearned Revenue	—	16,745
Obligations Under Capital Lease	—	370,632
Financed Purchase	31,591	—
Derivative Liability - Commodity Swap	111	—
Net Pension Liability	39,108	67,667
Net OPEB Liability	67,646	111,901
Total Noncurrent Liabilities	2,428,324	2,903,219
Total Liabilities	2,703,885	3,187,831
<b>DEFERRED INFLOWS OF RESOURCES</b>		
Leases	325,259	12,186
Hedging	—	900
Pension	132,347	94,160
OPEB	39,703	15,206
Total Deferred Inflows of Resources	497,309	122,452
Total Liabilities and Deferred Inflows of Resources	3,201,194	3,310,283
<b>NET POSITION</b>		
Net Investment in Capital Assets	777,711	672,879
Restricted		
Debt Service	67,164	64,031
Capital Projects	9,676	10,000
Unrestricted	677,970	533,455
Total Net Position	1,532,521	1,280,365
Total Liabilities, Deferred Inflows of Resources, and Net Position	\$ 4,733,715	\$ 4,590,648

FINANCIAL SECTION 2022 Annual Comprehensive Financial Report Year Ended June 30, 2022

**METROPOLITAN ATLANTA RAPID TRANSIT AUTHORITY**  
**Statement of Revenues, Expenses**  
**And Changes in Net Position**  
**For the Year Ended June 30, 2022**

(Dollars in Thousands)  
(with summarized financial information for the year ended June 30, 2021)

	2022	2021
<b>Operating Revenues:</b>		
Fare Revenues	\$ 64,951	\$ 51,642
Other Revenues	7,009	5,365
Total Operating Revenues	71,960	57,007
<b>Operating Expenses:</b>		
Transportation	227,844	230,367
Maintenance and Garage Operations	172,956	177,536
General and Administrative	72,126	93,803
Depreciation	251,704	249,455
Total Operating Expenses	724,630	751,161
<b>Operating Loss</b>	(652,670)	(694,154)
<b>Nonoperating Revenues (Expenses):</b>		
Sales and Use Tax	669,133	569,682
Ad Valorem Tax	33,453	33,452
Federal Revenues	249,769	280,504
Investment Income	12,168	3,613
Net Lease Transaction Activity	(2,195)	667
Other Revenues	22,290	19,360
Gain on Sale of Property and Equipment	325	579
Interest Expense	(77,362)	(83,946)
Amortization of Financing Related Charges	5,455	6,611
Other NonOperating Expenses	(72,700)	(61,811)
Gain (Loss) on Investment Derivatives	—	3
Total Nonoperating Revenues (Expenses)	840,336	768,714
<b>Income/ (Loss) Before Capital Contributions</b>	187,666	74,560
Capital Grants and Contributions	62,748	65,308
<b>Net Position</b>		
Increase /(Decrease) in Net Position	250,414	139,868
Net Position, July 1	1,280,365	1,140,497
Cumulative Effect of Adoption of New Accounting Principle	1,742	—
Net Position, July 1 Restated	\$1,282,107	\$1,140,497
Net Position, June 30	\$1,532,521	\$1,280,365

**METROPOLITAN ATLANTA RAPID TRANSIT AUTHORITY**  
**Statement of Cash Flows**  
**For the Year Ended June 30, 2022**

(Dollars in Thousands)  
(with summarized financial information for the year ended June 30, 2021)

	<b>2022</b>	<b>2021</b>
<b>Cash Flows from Operating Activities:</b>		
Cash Received from Providing Services	\$ 68,127	\$ 54,279
Cash Received from Other Sources	10,738	1,479
Cash Paid to Suppliers	(277,512)	(230,130)
Cash Paid for Benefits on Behalf of Employees	(124,748)	(125,502)
Cash Paid to Employees	(222,658)	(226,334)
Net Cash Used by Operating Activities	(546,053)	(526,208)
<b>Cash Flows From Noncapital Financing Activities:</b>		
Sales and Use Tax Collections	664,645	557,093
Ad Valorem Tax	33,452	35,384
Federal Operating Subsidy	321,639	358,511
Other Non-Capital Receipts	11,507	17,882
Net Cash Provided by Noncapital Financing Activities	1,031,243	968,870
<b>Cash Flows From Capital and Related Financing Activities:</b>		
Proceeds from Issuance of Notes	100	—
Proceeds from Issuance of Commercial Papers	324	—
Principal Paid on Revenue Bonds	(69,678)	(53,793)
Interest Paid on Revenue Bonds	(81,110)	(83,395)
Capital Contributions	65,513	62,057
Acquisition and Construction of Capital Assets	(266,507)	(242,938)
Net Cash Used by Capital and Related Financing Activities	(351,358)	(318,069)
<b>Cash Flows from Investing Activities:</b>		
Purchases of Investments	(4,047,260)	(4,273,778)
Proceeds from Sales and Maturities of Investments	3,946,095	4,115,923
Interest Received on Investments	541	4,768
Net Cash Provided (Used) by Investing Activities	(100,624)	(153,087)
<b>Net Increase (Decrease) in Cash and Cash Equivalents</b>	33,208	(28,494)
<b>Cash and Cash Equivalents, Beginning of Year</b>	18,451	46,945
<b>Cash and Cash Equivalents, End of Year</b>	\$ 51,659	\$ 18,451
<b>Reconciliation of Operating Loss to Net Cash Used by Operating Activities:</b>		
Operating Loss	\$ (652,670)	\$ (694,154)
Other Nonoperating Expenses	(61,959)	(60,332)
Adjustments to Reconcile Operating Loss to Net Cash Used by Operating Activities		
Depreciation	251,704	249,455
Changes in Assets and Liabilities:		
Materials and Supplies Inventories	(1,819)	(2,768)
Prepayments and Other	(2,534)	(9,707)
Deferred Outflows from Pension	(844)	20,944
Deferred Inflows from Pension	38,186	35,064
Accounts Payable and Other Current Liabilities	(26,362)	7,202
Unearned Revenue	—	(183)
Net Pension Asset/Liability	(75,764)	(65,824)
Net Other Post-employment Benefits Liability	(44,255)	154
Deferred Outflows from OPEB	5,767	1,680
Deferred Inflows from OPEB	24,497	(7,739)
Net Cash Used by Operating Activities	\$ (546,053)	\$ (526,208)

**METROPOLITAN ATLANTA RAPID TRANSIT AUTHORITY**  
**Statement of Cash Flows**  
**For the Year Ended June 30, 2022**

(Dollars in Thousands)  
(with summarized financial information for the year ended June 30, 2021)

**Supplemental Disclosure of Cash Flow Information**

**Noncash Activities:**

	<b>2022</b>	<b>2021</b>
Capital Assets Included in Accounts Payable	\$ 28,197	\$ 40,753
Construction in Progress Financed Purchase	38,818	34,071
Amortization of Bond Premium, Discount, Bond Insurance and Loss on Debt Refunding	(5,455)	(6,611)
Interest Earnings on Lease	(11,470)	(1,559)
Interest Accrued on Lease	1,533	1,559
Unrealized Loss of Investments	2,036	(667)
Increase(Decrease) in Fair Value of Investments	609	173
Proceeds from Bond Refunding to Defeasement Bonds	382,789	387,645
Amount paid for Defeasement Bonds	(370,710)	(368,265)
Interest Expense - ESCO	1,011	1,062
Interest Income - ESCO	(5)	(5)

Summary of cash and cash equivalents reported on the Statement of Net Position:

Cash and cash equivalents	\$ 46,147	\$ 11,135
Restricted cash and cash equivalents	5,512	7,316
Total cash and cash equivalents reported on the Statement of Net Position	\$ 51,659	\$18,451

**METROPOLITAN ATLANTA RAPID TRANSIT AUTHORITY**  
**Statement of Fiduciary Net Position**  
**Fiduciary Funds**  
**June 30, 2022**

(Dollars in Thousands)  
(with summarized financial information for the year ended June 30, 2021)

	<b>2022</b>	<b>2021</b>
	<b>Pension and Other Employee Benefits</b>	<b>Pension and Other Employee Benefits</b>
<b>ASSETS</b>		
<b>Receivables:</b>		
Employee Contributions	\$ 279	\$ 307
Employer Contributions	824	1,352
Due from Brokers	3,279	3,483
Accrued Investment Income	1,172	1,230
Total Receivables	5,554	6,372
<b>Investments at Fair Value:</b>		
Equities	558,514	511,542
Partnerships	18,340	25,019
Mutual Funds	429,237	378,430
Fixed Income	270,360	268,824
Real Estate Funds	26,241	21,879
Derivatives	77	55
Short- term Investments	29,188	27,065
Total Investments	1,331,957	1,232,814
Total Assets	\$ 1,337,511	\$ 1,239,186
<b>LIABILITIES</b>		
Accounts Payable	\$ 631	\$ 554
Due to Brokers	16,008	9,524
Total Liabilities	16,639	10,078
<b>NET POSITION</b>		
Restricted for:		
Pensions	1,222,042	1,114,180
Postemployment Benefits other than Pensions	98,830	114,928
Total Net Position	1,320,872	1,229,108
Total Liabilities and Net Position	\$ 1,337,511	\$ 1,239,186

**METROPOLITAN ATLANTA RAPID TRANSIT AUTHORITY**  
**Statement of Changes in Fiduciary Net Position**  
**Fiduciary Funds**  
**For the Year Ended June 30, 2022**

(Dollars in Thousands)  
(with summarized financial information for the year ended June 30, 2021)

	<b>2022</b>	<b>2021</b>
	<b>Pension and Other Employee Benefits</b>	<b>Pension and Other Employee Benefits</b>
<b>ADDITIONS</b>		
Contributions:		
Employee	\$ 9,385	\$ 9,408
Employer	40,107	40,822
Total Contributions	49,492	50,230
Investment Income		
Interest and Dividends	12,281	11,708
Net Increase in Fair Value of Investments	123,073	145,088
Real Estate Income	907	890
Securities Lending Income	43	45
Total Investment Earnings	136,304	157,731
Less Investment Costs		
Investment Activity Costs	(3,152)	(2,593)
Securities Lending Costs	(15)	(16)
Net Investment Earnings	133,137	155,122
Total Additions	182,629	205,352
<b>DEDUCTIONS</b>		
Benefits Paid to Participants or Beneficiaries	76,949	73,236
Medical, Dental, and Life Insurance for Retirees	13,039	13,566
Administrative Expenses	877	944
Total Deductions	90,865	87,746
Net increase in Fiduciary Net Position	91,764	117,606
<b>NET POSITION RESTRICTED</b>		
Net Position, July 1	1,229,108	1,111,502
Net Position, June 30	\$ 1,320,872	\$ 1,229,108

**METROPOLITAN ATLANTA RAPID TRANSIT AUTHORITY**  
**Notes to the Financial Statements**  
**June 30, 2022**  
(Dollars in Thousands)

**1. SUMMARY OF SIGNIFICANT ACCOUNTING POLICIES**

**Basis of Presentation** - The Metropolitan Atlanta Rapid Transit Authority (“MARTA”) was formed as a joint public instrumentality of the City of Atlanta and the counties of Fulton, DeKalb, Cobb, Clayton, and Gwinnett by action of the General Assembly of the State of Georgia (the “MARTA Act”) to design and implement a rapid transit system for the Atlanta metropolitan area. MARTA operates a bus, light rail, and rapid rail transportation system and continues to develop and construct further improvements to its integrated bus/rail transportation system.

In order to measure the costs of providing mass transportation services, the revenues from those services and required subsidies, MARTA has adopted the accounting principles and methods appropriate for a governmental enterprise fund. This complies with the MARTA Act and Sales Tax Bond Trust Indenture legal requirements that all accounting systems and records, auditing procedures and standards, and financial reporting shall conform to generally accepted principles of governmental accounting.

The following is a summary of the more significant accounting policies of MARTA:

**Reporting Entity** - MARTA is a municipal corporation governed by a fifteen-member board of directors. As defined by the Governmental Accounting Standards Board (“GASB”), the financial reporting entity is comprised of the primary government and its component units. The primary government includes all departments and operations of MARTA, which are not legally separate organizations. Component units are legally separate organizations, which are fiscally dependent on MARTA or for which MARTA is financially accountable, or which raises and holds economic resources for the direct benefit of MARTA. An organization is fiscally dependent if it must receive MARTA’s approval for its budget, levying of taxes, or issuance of debt. MARTA is financially accountable for an organization, most of the organization’s board, and either a) could impose its will on the organization or b) there is the potential for the organization to provide a financial benefit to or impose a financial burden on MARTA. The reporting entity of MARTA consists solely of the primary government. MARTA has no component units.

MARTA is a jointly governed organization. Of its fifteen-member board, three members are appointed by Fulton County, four members by DeKalb County, two members by Clayton County, three members by the City of Atlanta, and one member by the Governor. In addition, the Commissioner of the State Department of Transportation and the Executive Director of the Georgia Regional Transportation Authority serve as *ex-officio* members of the Board. None of the participating governments appoint a majority of MARTA’s Board and none have an ongoing financial interest or responsibility. None of the participating governments had any significant financial transactions with MARTA during fiscal year ended June 30, 2022.

**METROPOLITAN ATLANTA RAPID TRANSIT AUTHORITY**  
**Notes to the Financial Statements**  
**June 30, 2022**  
(Dollars in Thousands)

**1. SUMMARY OF SIGNIFICANT ACCOUNTING POLICIES** (continued)

**Basis of Accounting** - The accompanying basic financial statements are reported using the *economic resources measurement focus* on the *accrual basis of accounting*, under which revenues are recognized when earned and measurable and expenses are recognized when they are incurred, if measurable.

The financial statements include certain prior year summarized comparative information in total but not at the level of detail required for a presentation in conformity with generally accepted accounting principles. Accordingly, such information should be read in conjunction with MARTA's financial statements for the year ended June 30, 2021, from which the summarized information was derived.

The preparation of financial statements in conformity with accounting principles generally accepted in the United States of America requires management to make estimates and assumptions that affect the reported amounts of assets and liabilities, and disclosure of contingent assets and liabilities at the date of the financial statements, and the reported amounts of revenues and expenses during the reporting period. Actual results could differ significantly from those estimates.

**Cash and Cash Equivalents** - MARTA considers all highly liquid debt securities with an original maturity of no more than three months at date of purchase to be cash equivalents except repurchase agreements and restricted investments, which are classified as investments.

**Investments** - MARTA's investments are generally reported at fair value based on quoted market prices. Guaranteed investment contracts, which are considered non-participating, are reported at amortized cost. U.S. Treasury and Agency obligations and Prime Banker's Acceptances are reported at amortized cost if MARTA acquires them within one year of maturity. Repurchase agreements, FDIC Public funds, and certificates of deposit are reported at cost.

**Investments Held to Pay Lease Obligations** - To fund certain future obligations under leases resulting from various Lease-in/Lease-out ("LILO") transactions, MARTA has invested funds in government agency bonds and notes, and guaranteed investment contracts. The maturities of these investments have been tied to the payment dates identified in the underlying LILO agreements.

In addition, to fund obligations under the master lease purchase agreement with Pinnacle Public Finance, MARTA established an escrow account with the Bank of New York Mellon Trust Company to make payments for improvements listed in the referenced agreement.

**Lease Receivables** - MARTA is a lessor of several properties. The associated lease receivables are calculated at the present value of lease payments expected to be received over the term of the leases.

**Derivative Financial Instruments** - Derivative financial instruments are reported at fair value. A hedging derivative instrument significantly reduces financial risk by substantially offsetting the changes in cash flows or fair values of the item the derivative is associated with. The annual changes in the fair value of a hedging derivative instrument are reported as deferred inflows and deferred outflows on the Statements of Net Position if meeting the requirements of an effective hedge. Derivative instruments not designated as an accounting hedge are classified as an investment derivative.



**METROPOLITAN ATLANTA RAPID TRANSIT AUTHORITY**  
**Notes to the Financial Statements**  
**June 30, 2022**  
(Dollars in Thousands)

**1. SUMMARY OF SIGNIFICANT ACCOUNTING POLICIES** (continued)

Changes in fair values of investment derivative instruments, including hedging derivative instruments that are determined to be ineffective, are reported as nonoperating revenues (expenses) on the Statements of Revenues, Expenses, and Changes in Net Position. See Note 8 for further information on these instruments.

**Inventories** - Materials (principally maintenance parts) and supplies inventories are stated at average cost and accounted for on the consumption method.

**Capital Assets** - Capital assets are carried at cost and depreciated using the straight-line method based on the estimated useful lives of the related assets. Right-to-use lease assets are amortized over the shorter of the estimated useful life of the asset or the remaining lease term. Depreciable or amortized lives are as follows:

Rail system and buildings	5 - 50 years
Transportation equipment	5 - 20 years
Other property and equipment	3 - 20 years
Right-to-use lease for rail system and buildings	5 - 15 years
Right-to-use lease for transportation equipment	5 - 15 years
Right-to-use lease for other property and equipment	5 - 15 years

MARTA uses a three-hundred-dollar capitalization threshold for its capital assets. Donated properties are reported at the estimated fair market value on the date donated. When assets are sold or retired, the cost of the asset and related accumulated depreciation is removed from the accounts and the resulting gain or loss, if any, is charged to non-operating revenue or expense.

Ordinary maintenance and repairs are charged to expense as incurred, while property additions and betterment are capitalized. MARTA capitalizes, as a cost of its constructed assets, the interest expense based upon the weighted average cost of borrowings of MARTA.

**Deferred Outflows and Inflows of Resources** - Deferred outflows of resources are a consumption of net assets by MARTA that is applicable to a future period and has a positive effect on net position like an asset.

Deferred inflows of resources are an acquisition of net assets by MARTA that is applicable to a future period and has a negative effect on net position like a liability.

**Unearned Revenues** - Included in Unearned Revenues is the remaining unamortized balance of the unearned amount from the lease agreement on Parking. The unearned lease payment is being amortized over the remaining lives of the lease on a straight-line basis.

**Right to use Assets and Lease Liabilities** - MARTA is a lessee on several contracts which resulted in the reporting of right to use assets and lease liabilities calculated at the present value of lease payments expected over the term of the lease and remeasured for any change in lease payment or lease modification. The lease liabilities decrease as payments are made and interest expense is recognized for the period.

**METROPOLITAN ATLANTA RAPID TRANSIT AUTHORITY**  
**Notes to the Financial Statements**  
**June 30, 2022**  
(Dollars in Thousands)

**1. SUMMARY OF SIGNIFICANT ACCOUNTING POLICIES (continued)**

**Bond Proceeds, Premiums, Discounts, Issue Costs, and Losses on Refunding** - Proceeds from the issuance of Sales Tax Revenue Bonds are initially deposited with the Bond Trustee in a Construction Fund as required by the Trust Indenture between MARTA and the Trustee. MARTA requisitions the funds as needed for construction of the transit system.

Bond premiums and discounts are amortized using the bond outstanding method, which is materially consistent with the effective interest method, over the term of the related debt. Losses on debt refunding are included in deferred outflows of resources and amortized over the shorter of the life of the refunded debt or the new debt, principally using the bond outstanding method. Debt issuance costs are fully expensed at issuance except for bond insurance costs which are amortized on a straight-line basis over the life of the related bond.

**Fare Revenues** - Passenger fares are recorded as revenue at the time of sales except for stored cash value, which is recorded at the time services are performed.

**Subsidies, Grants and Contributions** - MARTA receives grant funds from the Federal Transportation Administration (“FTA”) for a substantial portion of its capital acquisitions. Assets acquired in connection with capital grant funds are included in capital assets. These grants generally require a local funding match by MARTA at a stipulated percentage of total project costs. Capital grant agreements with FTA provide for FTA holding a continuing interest in properties acquired and restricting the use of such properties to providing mass transportation services. MARTA reports donated capital assets as contributions. All donated capital assets along with grants for capital asset acquisition, facility development, and rehabilitation are reported in the Statements of Revenues, Expenses, and Changes in Net Position, after nonoperating revenues and expenses as Capital Grants and Contributions.

MARTA also receives grant funds from the FTA for operating assistance such as preventive maintenance. Grants for operating assistance are reported as Federal Revenues on the Statements of Revenues, Expenses and Changes in Net Position as part of the nonoperating revenues and expenses.

**Federal Transit Administration CARES Act** – The Coronavirus Aid Relief and Economic Security Act, also known as CARES Act, was signed into law on March 27, 2020 in response to the economic fallout of the COVID-19 pandemic. The CARES Act, through the FTA formula funding provisions, provided MARTA with \$298,641 of operating assistance, of which the remaining \$19,613 was utilized in the current fiscal year. Thus, all CARES Act Funding has been exhausted.

**Coronavirus Response and Relief Supplemental Appropriations Act** -Coronavirus Response and Relief Supplemental Appropriations Act of 2021 (CRRSAA) was signed into law on December 27, 2020 which includes funding in supplemental appropriations for COVID-19 relief. This funding helps to support the transit industry during the COVID-19 public health emergency. The CRRSAA Act, through FTA formula funding provisions, provided MARTA with \$33,525 of operating assistance, of which \$111 has been expended in the current fiscal year and cumulatively.

**Federal Transit Administration America Rescue Funds** - The American Rescue Plan Act of 2021 (ARP), was signed into law on March 11, 2021 to support the nation’s public transportation systems as they continue to respond to the COVID-19 pandemic. ARP, through the FTA formula funding provisions, provided MARTA with \$285,686 of operating assistance, of which \$147,058 has been expended in the current fiscal year and cumulatively.

**METROPOLITAN ATLANTA RAPID TRANSIT AUTHORITY**  
**Notes to the Financial Statements**  
**June 30, 2022**  
(Dollars in Thousands)

**1. SUMMARY OF SIGNIFICANT ACCOUNTING POLICIES** (continued)

**Net Position** - Net position presents the difference between assets, liabilities, and deferred outflows/inflows of resources in the Statements of Net Position. Net position pertaining to investment in net capital assets is reduced by the outstanding balances of any borrowing used for the acquisition, construction, or improvement of those assets. Net position components are reported as restricted when there are legal limitations imposed on their use by laws or regulations of other governments or external restrictions by creditors or grantors. Unrestricted net position may be designated for specific purposes at the option of the MARTA Board of Directors. If restricted and unrestricted net positions are available for the same purpose, then the restricted position will be used before the unrestricted position.

**Fiduciary Funds** - Fiduciary funds are used to account for resources held for the benefit of parties outside of MARTA. Fiduciary funds are not reflected in the primary financial statements because the resources of those funds are not available to support projects or expenses owned or generated by MARTA, rather these funds are accounted for in separate financial statements. The financial statements that contain the fiduciary funds are the Statement of Fiduciary Net Position and the Statement of Changes in Fiduciary Net Position.

The component units included in the fiduciary funds' statements are:

- MARTA/ATU Local 732 Employees Retirement Plan
- Non-Represented Pension Plan
- Other Post-Employment Benefits (OPEB) Plan

**Budgetary Controls** - An annual operating and capital budget is developed by MARTA's Management. After a public hearing the proposed budget is revised, if necessary, finalized and adopted by MARTA's Board of Directors.

The budget is prepared on the same basis of accounting as the financial statements except that depreciation, interest expense, gains (losses) on sale of property, unrealized gains (losses) on investments and other nonoperating expenses are not budgeted. Management control for the operating budget is maintained at the expenditure category levels. Management has flexibility of reprogramming funds with respect to a cost center and with an approval of budget staff if the total budget authorization is not exceeded. Capital expenditures are controlled at the budget line item.

**Cost Allocation** - MARTA allocates certain general and administrative expenses to transit operations and capitalizes certain of these expenses in construction in progress based on its cost allocation plan prepared in accordance with FTA guidelines. General and administrative expenses not allocable to either transit operations or construction in progress under FTA guidelines are reflected as nonoperating general and administrative expense in the accompanying Statements of Revenues, Expenses, and Changes in Net Position.

**Operating Revenues and Expenses** - Fare and parking revenue from transporting passengers, concessions, and advertising are reported as operating revenues. Transactions that are capital, financing, or investing related, or which cannot be attributed to MARTA's transportation focus, are reported as nonoperating revenues. All expenses related to operating the bus and rail system are reported as operating expenses. Interest expenses, financing costs, and planning costs are reported as nonoperating expenses.

**METROPOLITAN ATLANTA RAPID TRANSIT AUTHORITY**  
**Notes to the Financial Statements**  
**June 30, 2022**  
(Dollars in Thousands)

**1. SUMMARY OF SIGNIFICANT ACCOUNTING POLICIES** (continued)

**Compensated Absences** - MARTA employees are granted annual paid time off and vacation in varying amounts. A liability is recognized for amounts of accrued annual paid time off and vacation leave and related benefits attributable to services already rendered and for which it is probable that compensation will be paid. A liability for accumulated unused sick leave is not recognized since it is not paid upon termination or retirement. Upon retirement, unused accumulated sick leave may be counted as credited service for pension benefit calculation purposes.

**Adoption of New Accounting Pronouncements Effective for the Fiscal Year Ended June 30, 2022**

GASB Statement No. 87, *Leases* ("GASB 87") increases the usefulness of financial statements by requiring recognition of certain lease assets and liabilities for leases that previously were classified as operating leases and recognized as inflows of resources or outflows of resources based on the payment provisions of the contract. It establishes a single model for lease accounting based on the foundational principle that leases are financings of the right to use an underlying asset. The adoption of this statement requires MARTA, as lessee, to recognize a lease liability and an intangible right-to-use lease asset and requires MARTA, as lessor, to recognize a lease receivable and a deferred inflow of resources.

GASB 87 requires a restatement of beginning balances, if practicable, for all periods presented. If restatement for prior periods is not practicable, the cumulative effect of applying this statement should be reported as a restatement of beginning net position.

MARTA adopted GASB Statement No. 87 in Fiscal Year 2022. The cumulative effect of adopting this statement is reflected as an adjustment to beginning net position. MARTA presents single year financial statements; thus, a restatement of the prior year is not practical. The cumulative effect of applying this restatement to the beginning net position is summarized below:

**Net Position, June 30, 2021 Restatement**

Net Position, June 30, 2021	\$1,280,365
Cumulative Effect of Implementation of GASB 87	<u>1,742</u>
Net Position, June 30, 2021, as Restated	<u><u>\$1,282,107</u></u>

**Impact on Financial Statements Balances as of July 1, 2021**

Lease Receivable	\$ 311,588
Deferred Inflow of Resources-Leases	\$ (312,769)
Right to Use Lease Assets	\$ 3,777
Lease Liability	\$ (3,847)

**METROPOLITAN ATLANTA RAPID TRANSIT AUTHORITY**  
**Notes to the Financial Statements**  
**June 30, 2022**  
(Dollars in Thousands)

**1. SUMMARY OF SIGNIFICANT ACCOUNTING POLICIES** (continued)

**Adoption of New Accounting Pronouncements Effective for the Fiscal Year Ended June 30, 2022**

GASB Statement No. 89, *Accounting for Interest Cost Incurred before the End of a Construction Period* (“GASB 89”) provides guidance on accounting requirements for interest cost incurred before the end of a construction period. It requires that interest cost incurred before the end of a construction period be recognized as an expense in the period in which the cost is incurred and not included in the historical cost of a capital asset reported in the financial statement for an enterprise fund or business type activities. The adoption of this statement requires MARTA to expense such interest costs in the period it is incurred in its financial statements. There was no material impact as a result of adopting this statement.

GASB Statement No. 92, *Omnibus* (“GASB 92”) provides guidance on the effective date of GASB 87, the applicability of GASB 73 and 74, the application of GASB 84 to OPEB and to the measurements of assets and liabilities related to asset retirement obligations. The adoption of this statement requires MARTA to follow the requirements for the respective affected statements mentioned above. There was no material impact as a result of adopting this statement.

GASB Statement No. 93, *Replacement of Interbank Offered Rates-paragraphs 11b, 13 and 14* (“GASB 93”) provides guidance on accounting and financial reporting requirements relating to the replacement of interbank offered rate (IBORs) such as the London Interbank Offered Rate (LIBOR) in hedging derivative instruments and leases. It identifies the appropriate benchmark interest rates for hedging derivative instruments and stipulates the exceptions to the hedge accounting termination provision for certain hedging derivative. The LIBOR ceased to exist in its current form at the end of December 31, 2022 prompting governments to amend or replace financial instruments for the purpose of replacing LIBOR with other rates. Paragraphs 13 and 14 provide guidance on amendment to lease contract due to change in index rate and established that any change in rate for the variable payment of a lease contract that depend on LIBOR is not a lease modification. MARTA has effected the replaced LIBOR rate. There was no material impact as a result of adopting this statement.

GASB Statement No. 97, *Certain Component Unit Criteria, and Accounting and Financial Reporting for Internal Revenue Code Section 457 Deferred Compensation Plans*—an amendment of GASB Statements No. 14 and No. 84, and a supersession of GASB Statement No. 32 (“GASB 97”) provides guidance on accounting and financial reporting requirements for IRC 457 deferred compensation plans for component unit that does not have governing boards and primary government performs such duties. This statement does not affect MARTA’s financial statements.

GASB Statement No. 99, *Omnibus 2022*- Extension of the use of LIBOR for SNAP distribution, disclosures of nonmonetary transactions, pledges of future revenues, classification of certain provisions in GASB 34 and terminology updates related to GASB 53 and 63 (“GASB 99”). MARTA was required to adopt paragraphs 26-32 in May 2022 upon issuance of the statement. There was no material impact as result of adopting these paragraphs of the Statement. The remaining paragraphs will be implemented in fiscal year 2023 and 2024.

**METROPOLITAN ATLANTA RAPID TRANSIT AUTHORITY**  
**Notes to the Financial Statements**  
**June 30, 2022**  
(Dollars in Thousands)

**1. SUMMARY OF SIGNIFICANT ACCOUNTING POLICIES** (continued)

***New Accounting Pronouncements Effective in Future Periods or Not Applicable*** - MARTA has not determined the impact of adopting the following statements:

<u>No.</u>	<u>GASB Statement</u>	<u>Fiscal Year</u>	<u>Applicable to MARTA</u>
91	Conduit Debt Obligation	2023	No
94	Public - Private and Public - Public Partnerships and Availability Payment Arrangements	2023	No
96	Subscription - Based Information Technology Arrangements	2023	Yes
	Implementation Guide No. 2021-1	2023-2024	Yes
99	Omnibus 2022 - Leases, PPP, SBITAs, Financial	2023-2024	Yes
100	Accounting Changes and Error Corrections - An Amendment to GASB 62	2024	Yes
101	Compensated Absences	2025	Yes

**METROPOLITAN ATLANTA RAPID TRANSIT AUTHORITY**  
**Notes to the Financial Statements**  
**June 30, 2022**  
(Dollars in Thousands)

**2. CASH AND INVESTMENTS**

**Cash** - At June 30, 2022 the carrying amount of MARTA's total cash on hand was \$1,267.

At June 30, 2022, the carrying amount of MARTA's total cash on deposit was \$50,392. Included in the bank balance of \$52,495, \$1,459 was covered by federal depository insurance and \$51,036 was collateralized by government securities held by the pledging financial institution's trust department or agent in MARTA's name.

**Investments** - Georgia statutes authorize MARTA to invest in U.S. Government obligations, U.S. Government agency obligations, obligations of any instrumentality of the U.S. Government, or in repurchase agreements collateralized by any of the aforesaid securities, or in State of Georgia obligations, or in the State of Georgia sponsored investment pool or in other obligations or instruments as allowed by Georgia Law.

Under the terms of MARTA's Sales Tax Revenue Bond Trust Indenture, MARTA may not invest in securities with a remaining term to maturity greater than five years from the purchase date. In addition, MARTA requires that repurchase agreement collateral must have a fair value ranging from 101% to 106% of the cost of the repurchase agreement, depending upon the maturity date and type of security. MARTA's policy states that collateral pledged for repurchase agreements and not delivered to MARTA's safekeeping agent must be held by the pledging bank's trust department in MARTA's name. Investments held and managed by an independent trustee are not subject to these restrictions.

**Fair Value Measurements** - To the extent available, MARTA's investments are recorded at fair value and the derivatives are recorded at fair value level 2 using quoted prices for similar assets or liabilities in active markets as of June 30, 2022. GASB Statement No. 72 - Fair Value Measurement and Application, defines fair value as the price that would be received to sell an asset or paid to transfer a liability in an orderly transaction between market participants at the measurement date. This statement establishes a hierarchy of valuation inputs based on the extent to which the inputs are observable in the marketplace. Inputs are used in applying the various valuation techniques and consider the assumption that market participants use to make valuation decisions. Inputs may include price information, credit data, interest and yield curve data, and other factors specific to the financial instrument. Observable inputs reflect market data obtained from independent sources. In contrast, unobservable inputs reflect the entity's assumptions about how market participants would value the financial instrument. Valuation techniques should maximize the use of observable inputs to the extent available.

**METROPOLITAN ATLANTA RAPID TRANSIT AUTHORITY**  
**Notes to the Financial Statements**  
**June 30, 2022**  
(Dollars in Thousands)

**2. CASH AND INVESTMENTS** (continued)

A financial instrument's level within the fair value hierarchy is based on the lowest level of any input that is significant to the fair value measurement. The following describes the hierarchy of inputs used to measure fair value and the primary valuation methodologies used for financial instruments measured at fair value on a recurring basis:

Level 1 - Investments whose values are based on quoted prices (unadjusted) for identical assets (or liabilities) in active markets that a government can access at the measurement date.

Level 2 - Investments with inputs, other than quoted prices included within Level 1, that are observable for an asset (or liability), either directly or indirectly. Furthermore, if an asset or liability has a specified term to maturity, then to qualify for Level 2 designation, an input must be observable for substantially the full term to maturity of the asset or liability. Level 2 inputs include the following:

- a. Quoted prices for similar assets or liabilities in active markets.
- b. Quoted prices for identical or similar assets or liabilities in markets that are not active, that is, markets in which there are few transactions for the asset or liability, the prices are not current, or price quotations vary substantially either over time or among market makers (for example, some brokered markets), or in which little information is released publicly (for example, a principal-to-principal market).
- c. Inputs other than quoted prices that are observable for the asset or liability (for example, interest rates and yield curves observable at commonly quoted intervals, implied volatilities, prepayment speeds, loss severities, credit risks, and default rates).
- d. Inputs that are derived principally from corroborated by observable market data by correlation or other means (market-corroborated inputs).



**METROPOLITAN ATLANTA RAPID TRANSIT AUTHORITY**  
**Notes to the Financial Statements**  
**June 30, 2022**  
(Dollars in Thousands)

**2. CASH AND INVESTMENTS** (continued)

As of June 30, 2022, MARTA had the following investments and maturities:

Investment Type	Valuation Measurement Method	Investment Maturities (in Years)				
		Value	Less than 1	1 - 5	6 - 10	More than 10
Repurchase Agreements	Cost	\$ 182,287	\$ 182,287	\$ —	\$ —	\$ —
U.S. Treasuries	Fair value -Level 1	395,103	309,758	85,345	—	—
U.S. Agencies	Fair value -Level 1	212,205	103,424	108,697	84	—
Public Fund	Cost	39,241	39,241	—	—	—
Municipal	Cost	9,315	1,000	8,315	—	—
Supranational Bonds	Cost	73,956	26,896	47,060	—	—
Guaranteed Inv Contracts	Amortized Cost	30,889	—	—	—	30,889
<b>Total</b>		<b>\$ 942,996</b>	<b>\$ 662,606</b>	<b>\$249,417</b>	<b>\$ 84</b>	<b>\$ 30,889</b>

**Interest Rate Risk** - The risk that changes in interest rates will adversely affect the fair value of financial instruments or cash flows. As a means of limiting its exposure to this, MARTA's investment policy prohibits investments in U.S. Treasuries and Agencies and State Obligations with maturities greater than five years and six months at the date of purchase.

The policy also limits Repurchase Agreements to three months from the date of purchase. Investments held and managed by an independent trustee are not subject to these restrictions.

**METROPOLITAN ATLANTA RAPID TRANSIT AUTHORITY**  
**Notes to the Financial Statements**  
**June 30, 2022**  
(Dollars in Thousands)

**2. CASH AND INVESTMENTS (continued)**

**Credit Quality Risk** - The risk that an issuer or other counterparty to an investment will not fulfill its obligations. The exposure of MARTA's debt securities to credit quality risk as of June 30, 2022 is as follows:

<u>Investment Type</u>	<u>Book Value</u>	<u>Credit Rating</u>	<u>Rating Agency</u>
Repurchase Agreements	\$ 182,287	A1/P-1	Moody's/S&P
U.S. Treasuries	395,103	AAA/AA+	Moody's/S&P
U.S. Agencies	212,205	AAA/AA+	Moody's/S&P
FDIC Public Fund	39,241	AAA/AA+	Moody's/S&P
Municipal-FDIC	9,315	A2/AA	Moody's/S&P
Supranational Bonds	73,956	AAA/AAA	Moody's/S&P
Guaranteed Inv Contracts	30,889	A-2/P-2/A-/Baa1/Ba1	Moody's/S&P
	<u>\$ 942,996</u>		

**Concentration of Credit Risk** - The risk of loss that may be attributed to the magnitude of a government's investment in a single issuer. MARTA does not hold more than 5% in any single issuer, other than investments related to the U.S. Government.

**Custodial Credit Risk** - For an investment, custodial credit risk is the risk that, in the event of the failure of the counterparty, MARTA will not be able to recover deposits or will not be able to recover collateral securities that are in the possession of an outside party. At June 30, 2022 included in the investments of \$942,996 were \$9,717 of securities held by a trustee not in the name of MARTA. These investments are the only securities not held in MARTA's name as per the terms of a trust agreement between MARTA and a railroad company.

**Foreign Currency Risk** - The risk that changes in exchange rates will adversely impact the fair value of an investment. MARTA is not exposed to this risk and its investment policy does not provide for investments in foreign currency denominated securities.

**METROPOLITAN ATLANTA RAPID TRANSIT AUTHORITY**  
**Notes to the Financial Statements**  
**June 30, 2022**  
(Dollars in Thousands)

**3. RESTRICTED ASSETS**

Restricted assets consist of the following for the year ended June 30, 2022:

<b>Restricted Cash and Investments:</b>	<b>2022</b>
Sinking Fund	\$ 104,695
Other-SB 115 10% PY Operating Revenue	65,586
Investment Held to Pay Lease Obligation	30,889
Railroad Trust Fund Agreement	9,676
Pinnacle Escrow Cash	3,494
Gresham CD	2,018
Total Restricted Cash and Investments	\$ 216,358

The amounts held in Sinking Funds are restricted for the payment of bond principal and interest as they become due and to the maintenance of the required reserve amounts.

The Georgia Legislature passed SB115 requiring MARTA to maintain in reserve ten percent of its prior fiscal year’s operating revenue. Said operating budget reserve shall be utilized for ongoing operating expenses only in those circumstances requiring its use due to worsened economic conditions in the Atlanta region, or catastrophic loss such as an act of God or terrorism.

The reserve is maintained in the Unified Reserved Portfolio which is comprised of restricted and unrestricted asset. MARTA maintains a floor that is greater than 10% of its prior year operating revenue to comply with the SB115 requirement and the value of the floor equates to the value of the restricted assets within the portfolio. The value of the assets above the floor are considered unrestricted assets in the portfolio.

Investments held to pay lease obligations represent investments held by trustees to be used for lease payments under MARTA’s LILO arrangements.

Under the terms of the railroad trust fund agreement between MARTA and a railroad company (the “Railroad”), MARTA has agreed to pay certain costs of purchasing insurance to protect the Railroad against the risk of liability from injury or damage to MARTA’s passengers, employees, and property which may result from the Railroad’s operations. At June 30, 2022, MARTA had placed certain investments in a special trust fund to guarantee its performance under this agreement. Interest earned on these funds are unrestricted.

An escrow cash account is maintained in MARTA’s name as part of the Pinnacle Lease. The funds in the escrow are restricted to pay for the energy savings capital improvements. Interest earned in the escrow account is recorded as non-operating revenue.

MARTA placed a \$2M Certificate of Deposit as third party loan collateral with Unity Bank. The CD will be converted to a Money Market account with the same institution. The account is anticipated to decrease over time as the loan balance decreases.

**METROPOLITAN ATLANTA RAPID TRANSIT AUTHORITY**  
**Notes to the Financial Statements**  
**June 30, 2022**  
(Dollars in Thousands)

**4. SALES AND USE TAX**

Under the MARTA Act, the Rapid Transit Contract and Assistance Agreement with Fulton and DeKalb Counties and the City of Atlanta and the Rapid Transit Contract with Clayton County, MARTA receives proceeds from the collection of a sale and use tax within Fulton, DeKalb and Clayton Counties and the City of Atlanta. In these jurisdictions, a sales and use tax of 1% is levied for the exclusive use of MARTA. The tax is levied at 1% until 2057 and will be reduced to ½% thereafter. Beginning in April 2017, an additional sale and use tax of ½% is levied in the City of Atlanta for the purpose of expanding and enhancing MARTA transit service in the City of Atlanta.

In 2015, the Georgia General Assembly permanently eliminated the prior requirement mandating that MARTA spend no more than 50% of the annual sales and use tax proceeds to subsidize the operating costs of the System. Removal of this provision provides MARTA with additional flexibility to manage its resources.

During the year ended June 30, 2022 MARTA used 14% of the sales and use tax proceeds to subsidize the net operating costs.

**5. FARE REVENUE**

The MARTA Act places certain requirements on the rates that MARTA is to charge for transportation services provided.

The rates charged to the public for transportation services must be such that the total transit related revenues are no less than 35% of the operating costs, exclusive of depreciation and amortization, and other costs and charges as provided in the MARTA Act, of the preceding fiscal year.

Under provisions of amendments to the MARTA Act, all revenues, except the sales and use taxes, are included in transit related revenues for purposes of this calculation.

Transit related revenues for the year ended June 30, 2022 was 77.2% of operating costs of the previous fiscal year as defined under the MARTA Act.

**METROPOLITAN ATLANTA RAPID TRANSIT AUTHORITY**  
**Notes to the Financial Statements**  
**June 30, 2022**  
(Dollars in Thousands)

**6. CAPITAL ASSETS**

Capital asset activities for the year ended June 30, 2022 were as follows:

	<b>Balance June 30, 2021</b>	<b>GASB 87 Implementation</b>	<b>Additions</b>	<b>Decreases</b>	<b>Balance June 30, 2022</b>
Capital assets, not being depreciated:					
Land	\$ 560,105	—	\$ 31,035	\$ (27)	\$ 591,113
Construction in progress	335,301	—	272,954	(223,746)	384,509
Total capital assets not being depreciated	<u>895,406</u>		<u>303,989</u>	<u>(223,773)</u>	<u>975,622</u>
Capital assets being depreciated:					
Rail systems & buildings	4,076,958	—	77,221	—	4,154,179
Transportation equipment	1,559,322	—	60,478	(4,136)	1,615,664
Furniture/fixtures/equipment/vehicles	1,649,842	—	54,994	(10,888)	1,693,948
Right-to-use equipment	—	3,455	—	—	3,455
Right-to-use building	—	921	—	—	921
Total capital assets being depreciated	<u>7,286,122</u>	<u>4,376</u>	<u>192,693</u>	<u>(15,024)</u>	<u>7,468,167</u>
Less accumulated depreciation for:					
Rail systems & buildings	(2,671,470)	—	(112,993)	—	(2,784,463)
Transportation equipment	(1,191,280)	—	(68,301)	3,850	(1,255,731)
Furniture/fixtures/equipment/vehicles	(1,259,818)	—	(69,902)	10,885	(1,318,835)
Right-to-use equipment amortization	—	(523)	(433)	—	(956)
Right-to-use building amortization	—	(76)	(76)	—	(152)
Total accumulated depreciation/amortization	<u>(5,122,568)</u>	<u>(599)</u>	<u>(251,705)</u>	<u>14,735</u>	<u>(5,360,137)</u>
Total capital assets being depreciated/amortized, net	<u>2,163,554</u>	<u>3,777</u>	<u>(59,012)</u>	<u>(289)</u>	<u>2,108,030</u>
Capital assets, net	<u>\$ 3,058,960</u>	<u>\$ 3,777</u>	<u>\$ 244,977</u>	<u>\$ (224,062)</u>	<u>\$ 3,083,652</u>

During the year ended June 30, 2022, new land parcels were purchased for \$31,035 and are listed as assets. The new land parcels are not depreciable. The addition of land causes the decrease in construction in progress to be greater than the increase in capital assets by \$31,035.

**METROPOLITAN ATLANTA RAPID TRANSIT AUTHORITY**  
**Notes to the Financial Statements**  
**June 30, 2022**  
(Dollars in Thousands)

**7. LONG-TERM DEBT**

Long-term debt activities for the year ended June 30, 2022 were as follows:

<u>Series</u>	<u>Year Issued</u>	<u>Principal Issued</u>	<u>Years of Maturity</u>	<u>Interest Rates</u>	<u>Balance June 30, 2021</u>	<u>Additions</u>	<u>Principal Retirements</u>	<u>Balance June 30, 2022</u>
Sales Tax Revenue Bonds:								
2007A	2007	145,725	2033	5.25%	\$ 145,725	\$ —	\$ (8,990)	\$ 136,735
2012A	2012	311,075	2041	3.00%-5.00%	3,555	—	(2,085)	1,470
2014A	2015	286,700	2044	3.00%-5.00%	286,700	—	(271,695)	15,005
2015A	2015	87,015	2045	5.00%	87,015	—	(87,015)	—
2015B	2015	88,485	2045	2.00%-5.00%	88,485	—	(1,155)	87,330
2015C	2015	93,085	2029	5.00%	93,085	—	—	93,085
2016A*	2015	90,260	2029	5.00%	50,260	—	(12,140)	38,120
2016B	2016	242,985	2029	5.00%	242,985	—	—	242,985
2017A	2017	100,815	2047	3.00%-4.00%	100,815	—	—	100,815
2017C	2018	263,545	2039	3.25%-5.00%	261,875	—	(615)	261,260
2017D	2018	55,845	2030	4.00%-5.00%	55,565	—	(115)	55,450
2018A	2019	165,875	2025	3.00%-4.00%	161,470	—	(28,760)	132,710
2019A	2019	130,790	2047	3.00%-5.00%	130,790	—	—	130,790
2020A	2020	132,330	2047	3.00%-5.00%	132,330	—	—	132,330
2020B	2020	270,145	2040	0.20% - 2.68%	270,145	—	(1,350)	268,795
2021A	2021	117,500	2045	FRN	117,500	—	—	117,500
2021C	2021	100	2026	FRN	—	100	—	100
2021D	2021	275,630	2045	0.63%- 2.98%	—	275,630	—	275,630
2021E-1	2021	60,950	2040	3.00% - 5.00%	—	60,950	—	60,950
2021E-2	2021	32,983	2045	4.00% - 5.00%	—	32,983	—	32,983
<b>Subtotal</b>					<b>\$ 2,228,300</b>	<b>\$369,663</b>	<b>\$ (413,920)</b>	<b>\$ 2,184,043</b>
Less portion due within one year					(62,215)	(4,835)	—	(67,050)
Plus unamortized premium (discount)					120,865	13,226	(30,592)	103,499
<b>Sales Tax Revenue Bonds total long-term portion</b>					<b>\$ 2,286,950</b>	<b>\$378,054</b>	<b>\$ (444,512)</b>	<b>\$ 2,220,492</b>

\* Bonds from Direct Placements

**METROPOLITAN ATLANTA RAPID TRANSIT AUTHORITY**  
**Notes to the Financial Statements**  
**June 30, 2022**  
(Dollars in Thousands)

**7. LONG-TERM DEBT** (continued)

Changes in Long Term Debt for the year ended June 30, 2022 were as follows:

	<u>Balance</u> <u>June 30, 2021</u>	<u>Increase</u>	<u>Decrease</u>	<u>Balance</u> <u>June 30, 2022</u>	<u>Due within</u> <u>One Year</u>
Revenue Bonds	\$ 2,060,540	\$ 369,563	\$ (401,780)	\$ 2,028,323	\$ 54,630
Bonds From Direct Placement	167,760	—	(12,140)	155,620	12,420
Note Payable	—	100	—	100	—
<b>Total</b>	<u>\$ 2,228,300</u>	<u>\$ 369,663</u>	<u>\$ (413,920)</u>	<u>\$ 2,184,043</u>	<u>\$ 67,050</u>

Variable rate assumed (3.82%) of 2021A bond is based on definition provided in Third Master Trust Indenture: The current 25 years Revenue Bond Index (as of 7/01/2022).

In November 2021, MARTA executed a combined \$300 Million Subordinate Commercial Paper/direct purchase notes program with JP Morgan Chase Bank consisting of Subordinate Sales Tax Revenue Commercial Paper Notes, Series 2021B and Subordinate Sales Tax Revenue Variable Rate Notes, Series 2021C for the purpose of funding the cost of certain capital projects to enhance life safety, maintain the system in a state of good repair and pay issuance cost on the Notes. An initial draw on Series 2021B for issuance costs in the amount of \$324 has subsequently been paid in full. A note for \$100 of Series 2021C will be outstanding for the life of the program and currently matures on November 18, 2026.

	<u>Balance</u> <u>June 30, 2021</u>	<u>Increase</u>	<u>Decrease</u>	<u>Balance</u> <u>June 30, 2022</u>
2021B Commercial Paper	—	324	(324)	—
<b>Total</b>	<u>\$ —</u>	<u>\$ 324</u>	<u>\$ (324)</u>	<u>\$ —</u>

**Sales Tax Revenue Bonds** - Principal on all the Sales Tax Revenue Bonds (the "Bonds") is payable in an annual installment on July 1; interest is payable semi-annually on January 1 and July 1 on all Bonds in the preceding Long-Term table except the Series 2021A Bond and the Note Payable Series 2021C, in which interest is payable on the first day of each month for the previous month.

All the Bonds in the preceding Long-Term Debt tables are payable from and secured by the third lien on sales and use tax and title ad valorem tax receipts.

Currently 84.5% of the outstanding Bonds are redeemable at the discretion of MARTA within the next ten years at a price equal to par.

**METROPOLITAN ATLANTA RAPID TRANSIT AUTHORITY**  
**Notes to the Financial Statements**  
**June 30, 2022**  
(Dollars in Thousands)

**7. LONG-TERM DEBT** (continued)

Annual debt service analysis of Principal and Interest for the year ended June 30, 2022 were as follows:

<u>Year Ending June 30</u>	<u>Bonds / Notes</u>		<u>Bonds from Direct Placements</u>	
	<u>Principal</u>	<u>Interest</u>	<u>Principal</u>	<u>Interest</u>
2023	\$ 54,630	\$ 70,556	\$ 12,420	\$ 3,855
2024	56,740	70,872	12,705	3,569
2025	58,740	68,795	12,995	3,285
2026	68,880	66,581	—	2,978
2027	71,290	63,964	—	2,978
2028-2032	400,705	272,523	—	14,900
2033-2037	490,420	185,265	—	14,908
2038-2042	524,672	91,759	21,505	14,900
2043-2047	278,756	25,568	95,995	6,218
2048	23,590	402	—	—
	<u>\$ 2,028,423</u>	<u>\$ 916,285</u>	<u>\$ 155,620</u>	<u>\$ 67,591</u>



**METROPOLITAN ATLANTA RAPID TRANSIT AUTHORITY**  
**Notes to the Financial Statements**  
**June 30, 2022**  
(Dollars in Thousands)

**7. LONG-TERM DEBT** (continued)

Amount due within one year on long-term debt for the year ended June 30, 2022 were as follows:

Series	Principal
2007A	\$ 9,475
2012A	1,470
2014A	7,360
2015B	1,195
2016A*	12,420
2017C	650
2017D	120
2018A	30,520
2020B	1,760
2021D	2,080
	\$ 67,050

\* 2016A is a direct placement

MARTA's Board established a debt limit for the Sales Tax Revenue Bonds. The total annual debt service on such bonds is limited to no more than 45% of projected sales tax receipts for each year.

**METROPOLITAN ATLANTA RAPID TRANSIT AUTHORITY**  
**Notes to the Financial Statements**  
**June 30, 2022**  
(Dollars in Thousands)

**7. LONG-TERM DEBT** (continued)

MARTA has pledged future sales tax and title ad valorem tax revenues to repay \$2,287,542 in sales tax revenue bonds issued in calendar years 2007, 2012, 2015, 2016, 2017, 2018, 2019, 2020 and 2021 of which \$2,220,392 is considered long-term debt. Proceeds from the bonds were used for the rehabilitation or expansion of MARTA's rail and bus systems. Principal and interest on the bonds are payable through FY2048, from the sales tax and title ad valorem tax revenues. Annual principal and interest on the bonds are expected to require no more than 45% of such net revenues. Principal and interest paid for in the year ended June 30, 2022 was \$139,577.

In November 2021, MARTA issued Subordinate Sales Tax Revenue Commercial Paper Notes, Series 2021B and Subordinate Sales Tax Variable Rates Notes Series 2021C for the purpose of funding the cost of certain capital projects to enhance life safety and maintain the System in a state of good repair, paying certain costs of issuance of the Series 2021B Notes and refinancing Series 2021B Notes previously issued. As a result of the revolving credit agreement and issuance of Notes Payable Series 2021C, MARTA recognized the debt as a long term debt and an increase in debt service of \$100. There are a variety of operational and financial covenants associated with the Notes. Management believes that MARTA follows all such covenants.

In December 2021, MARTA issued refunding green bonds Series 2021D, 2021E-1 and 2021E-2 in the amount of \$382,789 to refund portion of Bonds Series 2014A and full refund of Bonds Series 2015A. As a result, a total amount of \$370,710 is considered defeased, and the liability for this bond and the corresponding assets in the trust accounts have been removed from MARTA's Statement of Net Position. As a result of the refunding, MARTA recognized an increase in debt service of \$12,079 and an economic gain of \$47,303. There are a variety of operational and financial covenants associated with the Bonds. Management believes that MARTA follows all such covenants.

In prior years, MARTA has defeased various bond issued by creating separate irrevocable trust funds. New debt has been issued and the proceeds have been used to purchase U.S. Government securities that were placed in trust funds. The investments and fixed earnings from the investments are enough to fully service the defeased debt until the debt is called or matures. For financial reporting purposes, the debt has been considered defeased and therefore, removed as a liability from MARTA's financial statements. As of June 30, 2022, the total outstanding escrow funds \$590,596 of these defeasance bonds remain outstanding.

MARTA's outstanding Sales Tax Revenue Bonds (the "Bonds") contain provisions that upon the occurrence of (1) failure to make payment of principal or interest when due, (2) failure to perform any covenant contained in the Bond indenture if such failure continues for 30 days after receipt by MARTA of written notice specifying such default, (3) if MARTA institutes bankruptcy proceedings, (4) any sum payable to MARTA under the terms of its Contract with the taxing jurisdictions is taken in custody under any court process, or (5) any of the taxing jurisdictions shall default in making any payments owed under the Contract or shall materially fail to comply with any provisions of the Contract, then the Trustee may, and upon the written request of the owners of more than 25% in aggregate principal amount of the Bonds shall, declare the principal of all Bonds outstanding and the interest accrued thereon immediately due and payable. All publicly traded and direct placement bonds are subject to the same default provisions under the Bond Indenture. The notice and cure period apply and the private placement bondholders have the same remedies as the other holders.

**METROPOLITAN ATLANTA RAPID TRANSIT AUTHORITY**  
**Notes to the Financial Statements**  
**June 30, 2022**  
(Dollars in Thousands)

**7. LONG-TERM DEBT** (continued)

Sales and use tax revenues are initially deposited into a Sinking Fund held by the bond trustee as required by the Bond Trust Indentures. At June 30, 2022, amounts held in the Sinking Funds exceeded the amounts required to be held pursuant to the Bond Trust Indentures. All such amounts are classified as restricted cash and investments in the Statement of Net Position.

Following is a summary of activity in the Sinking Funds for the year ended June 30, 2022:

	<b>2022</b>
Balance, Beginning of the Year	\$ 105,310
Sales and Use Tax Proceeds	143,861
Investment Income	109
Principal and Interest Payments on Bonds	(139,577)
Debt Refunding	(351,705)
Excess of Sales Tax Withheld	346,604
Trustee Fees	93
Balance, End of the Year	\$ 104,695

At June 30, 2022, MARTA reported \$38,836 in deferred outflow of resources related to debt refunding cost for unamortized deferred loss on bonds refunding as follows:

**Deferred Outflows of Resources**  
**Debt Refunding**

	<b>2022</b>
Unamortized Deferred Loss Bond Refunding	\$ 31,995
Current Year Amortization	(3,210)
Addition to Deferred Loss - Debt Refunding	10,051
Total Deferred Outflow of Resources - Debt Refunding	\$ 38,836

**METROPOLITAN ATLANTA RAPID TRANSIT AUTHORITY**  
**Notes to the Financial Statements**  
**June 30, 2022**  
(Dollars in Thousands)

**8. LONG-TERM LIABILITIES**

Changes in Long-term Liabilities related to self-insurance reserves, other liabilities, financed purchase, and derivative liability for the year ended June 30, 2022 were as follows:

	<u>Balance</u> <u>June 30, 2021</u>	<u>Increase</u>	<u>Decrease</u>	<u>Balance</u> <u>June 30, 2022</u>	<u>Due within</u> <u>One Year</u>
Self-Insurance Reserves	\$ 64,909	\$ 18,311	\$ (29,728)	\$ 53,492	\$ 18,798
Other Liabilities	4,382	37,955	—	42,337	7,655
Financed Purchase	35,474	—	(1,877)	33,597	2,006
Derivative Liability	—	111	—	111	—
<b>Total</b>	<u>\$ 104,765</u>	<u>\$ 56,377</u>	<u>\$ (31,605)</u>	<u>\$ 129,537</u>	<u>\$ 28,459</u>

MARTA administers and maintains self-insured reserves for workers' compensation claims, automobile liability claims, public liability and property damage claims. MARTA carries excess insurance coverage for amounts exceeding the self-insured retentions.

Other liabilities include future minimum lease payments under Lease-in Lease-out (LILO) arrangements. These agreements provide for the lease of certain Authority's rail capital assets to a financial party lessee and the sublease of such capital assets back to MARTA for a specified term

MARTA holds a financed purchase agreement with Pinnacle Public Finance to finance multiple comprehensive energy savings capital projects.

The Authority maintains two hedging derivative instruments which must meet annual effectiveness tests.

**METROPOLITAN ATLANTA RAPID TRANSIT AUTHORITY**  
**Notes to the Financial Statements**  
**June 30, 2022**  
(Dollars in Thousands)

**9. DERIVATIVE FINANCIAL INSTRUMENTS**

The fair value balances and notional amounts of hedging and investment derivative instruments outstanding and the corresponding changes in fair value of such derivative instruments for the year ended June 30, 2022, were as follows:

		<b>Changes in Fair Value</b>		
<b>Fiscal Year</b>		<b>Change</b>	<b>Year End</b>	<b>Fair Value</b>
<b>Classification</b>		<b>Amount</b>	<b>Amount</b>	<b>Notional</b>
<b>Hedging derivatives:</b>				
Natural Gas Commodity Swaps	Deferred Outflow of resources	\$ (539)	\$ (537)	\$ 400
Diesel Commodity Swaps	Deferred Inflow of resources	(471)	426	3,024
Total		\$ (1,010)	\$ (111)	\$ 3,424

Hedging derivative instruments must meet annual effectiveness tests. MARTA assessed whether the hedging derivatives were highly effective in offsetting changes in fair value or cash flows of hedged items.

A derivative is effective if changes in a hedgeable item divided by changes in derivative is within a range of 80% to 125% in absolute terms. The test is also met if changes in derivative divided by changes in hedgeable item falls within range of 80% to 125%. The effective portion of changes in the fair value of derivatives that are designated and qualify as cash flow hedges are reported as deferred inflows and outflows in the Statement of Net Position. The gain or loss of the ineffective portion is recognized immediately in the Statement of Revenues, Expenses, and Changes in Net Position.

This risk could require MARTA to make a termination payment. MARTA mitigated the credit risk associated with its swaps by having entered into transactions with highly rated counterparties. MARTA also mitigated its concentration of credit risk by having diversified its swap transactions across two different counterparties.

**Commodity Swap Agreements** - In order to help plan its diesel and natural gas costs for the fiscal year and to protect itself against price volatility in the market prices of the commodities, MARTA has entered into commodity swap agreements to hedge Ultra low sulfur diesel (ULSD) and natural gas costs. This would reduce the value of the contract and MARTA could sell the contract at a loss, or likewise if the index prices are higher, the value of the contracts would increase, and MARTA could sell the contracts at a profit. It is possible that the index prices may be lower than the price at which MARTA committed to in the contracts. If MARTA continues to hold the contract until maturity, MARTA may make or receive termination payments to or from the counterparty to settle the obligation under the contract.

**METROPOLITAN ATLANTA RAPID TRANSIT AUTHORITY**  
**Notes to the Financial Statements**  
**June 30, 2022**  
(Dollars in Thousands)

**9. DERIVATIVE FINANCIAL INSTRUMENTS** (continued)

MARTA mitigated the credit risk associated with its swaps by having entered into transactions with highly rated counterparties. MARTA also mitigated its concentration of credit risk by having diversified its swap transactions across two different counterparties.

MARTA has assessed whether the hedging derivatives were highly effective in offsetting changes in fair value or cash flows of hedged items. Based on the annual assessment, the commodity swap agreements met the effectiveness conditions of the dollar-offset method.

MARTA is exposed to the failure of the counterparty to fulfill the fuel contracts. The terms of the contracts include provisions for recovering the cost in excess of the guaranteed price from the counterparty should MARTA have to procure low sulfur diesel and natural gas on the open market.

Two contracts were terminated on June 30, 2022. A summary of agreements is as follows:

<b>Execution Dates</b>	<b>Effective Dates</b>	<b>Termination Dates</b>	<b>Fixed Price</b>	<b>Counter Party</b>	<b>Net Settlement in FY 2022</b>
<b>Natural Gas:</b>					
6/28/2021	8/1/2021	6/30/2022	3,487 per MMBtu	Fifth Third	\$ 588
5/04/2022	7/1/2022	6/30/2023	6,327 per MMBtu	Fifth Third	\$ —
5/04/2022	7/1/2023	6/30/2024	6,327 per MMBtu	Fifth Third	\$ —
<b>Diesel:</b>					
4/20/2020	7/1/2021	6/30/2022	1,345 per gallon	JP Morgan	\$ 1,510
5/4/2022	7/1/2022	6/30/2023	3,061 per gallon	Cargill, Inc.	\$ —
5/4/2022	7/1/2023	6/30/2024	3,061 per gallon	Cargill, Inc.	\$ —

MARTA assesses the effectiveness of the commodity swaps transactions and whether these derivatives were highly effective in offsetting fluctuations in fair value of cash flows of hedged commodities. Based on the annual assessment, the commodity swap agreements met the effectiveness conditions of the dollar-offset method.

**METROPOLITAN ATLANTA RAPID TRANSIT AUTHORITY**  
**Notes to the Financial Statements**  
**June 30, 2022**  
(Dollars in Thousands)

**10. FINANCED PURCHASE OBLIGATIONS**

**Pinnacle Financed Purchase**

MARTA entered into a master lease purchase agreement with Pinnacle Public Finance to finance the design construction, implementation, monitoring and maintenance of comprehensive energy savings capital projects. These projects will improve the energy efficiency of certain MARTA facilities and are expected to result in energy cost savings.

The net present value of the future payments has been recorded as financed purchase obligations.

The following is a schedule by year of the future minimum payments under the Pinnacle agreement as of June 30, 2022:

2023	\$	2,006
2024		2,043
2025		1,514
2026		2,052
2027		2,369
2028 - 2032		11,102
2033 - 2037		12,511
Present value of net minimum payments		33,597
Less: current principal maturities		(2,006)
Obligations under Financed Purchase - long term	\$	31,591
The liability of these obligation changed in 2022 and 2021 as follows:		
Outstanding - June 30, 2021	\$	35,474
Net change in obligation		(1,877)
Outstanding - June 30, 2022	\$	33,597

As part of this project, MARTA also entered into a performance assurance support services agreement with the contractor, Schneider Electric Buildings Americas, Inc. that provides an energy savings guarantee of \$55,357 over the course of 17 years. No financial savings or transactions have been recognized in relation to the agreement for the year ended June 30, 2022 as construction is not yet completed. Project is expected to be completed by July 2023.

**METROPOLITAN ATLANTA RAPID TRANSIT AUTHORITY**

**Notes to the Financial Statements**

**June 30, 2022**

(Dollars in Thousands)

**11. LONG TERM LEASES**

**Lessor**

During the year ended June 30, 2001, MARTA began a Transit Oriented Development Program whereby MARTA executed long-term ground leases for office, retail, and residential development. The AT&T Towers and related parking and retail space were completed at Lindbergh City Center in October 2002. Ground lease agreements for these initial TOD projects provide for various payments to be made to MARTA over several years. In 2013, MARTA began pursuing new opportunities for joint development and identified development partners at four rail stations: King Memorial, Edgewood/Candler Park, Avondale, and Chamblee. The development will take place at other stations throughout the system as more development partnerships are formed.

MARTA is a lessor for non-cancellable leases of land. Leases over 5 years may contain Options to Extend or can be amended to extend in exchange for an upfront payment to MARTA equal to the value of the extension but cannot be renewed.

Upon implementation of GASB 87, MARTA recognized lease receivable and deferred inflow of resources in the Statement of Net Position. Lease receivable is initially measured at the present value of payments expected to be received over the life of the leases using incremental borrowing rates. Subsequently, the lease receivable is reduced by the principal portion of the lease payments received.

MARTA recognized \$10,007 in lease-related interest revenue and \$2,721 in lease revenue associated with the lessor leases in fiscal year 2022.



**METROPOLITAN ATLANTA RAPID TRANSIT AUTHORITY**  
**Notes to the Financial Statements**  
**June 30, 2022**  
(Dollars in Thousands)

**11. LONG TERM LEASES** (continued)

Future Lease and Interest Receivables (in thousands) are scheduled to be received as follows:

Fiscal Years	Principal	Interest	Total
2023	\$ 1,141	\$ 6,177	\$ 7,318
2024	1,860	6,248	8,108
2025	1,740	6,313	8,053
2026	626	6,381	7,007
2027	529	6,464	6,993
2028 - 2032	2,743	33,712	36,455
2033 - 2037	2,927	36,318	39,245
2038 - 2042	3,448	39,582	43,030
2043 - 2047	4,025	43,550	47,575
2048 - 2052	4,453	48,470	52,923
2053 - 2057	4,934	54,488	59,422
2058 - 2062	5,427	61,891	67,318
2063 - 2067	6,388	70,945	77,333
2068 - 2072	34,028	55,490	89,518
2073 - 2077	70,976	33,366	104,342
2078 - 2082	103,126	19,252	122,378
2083 - 2087	13,259	8,914	22,173
2088 - 2092	12,682	6,978	19,660
2093 - 2097	14,363	4,777	19,140
2098 - 2102	11,467	2,434	13,901
2103 - 2107	4,022	1,211	5,233
2108 - 2112	3,087	710	3,797
2113 - 2117	2,451	210	2,661
2118 - 2122	250	5	255
<b>Total</b>	<b>\$ 309,952</b>	<b>\$ 553,886</b>	<b>\$ 863,838</b>

**METROPOLITAN ATLANTA RAPID TRANSIT AUTHORITY**  
**Notes to the Financial Statements**  
**June 30, 2022**  
(Dollars in Thousands)

**11. LONG TERM LEASES** (continued)

**Deferred Inflow of Resources Related to GASB 87**

The deferred inflow of resources is initially measured as the initial amount of the lease receivable. It is recognized as revenue over the life of the lease term on a straight-line basis. As of June 30, 2022, our deferred inflow of resources has a balance of \$325,259.

**Lindbergh Partnership Parking Agreement**

In 2004, MARTA entered into a lease agreement with Carter & Associates, L.L.C. MARTA is the owner of the Leased Property, and the Leased Property is a portion of the project known as the Lindbergh City Center Project. This Lease Agreement reflects a period of ninety-nine (99) Lease years, a long-term utilization of 195 Residential parking Spaces in support of the Project Improvements pursuant to the Parking Agreement. Lessee's cost per parking space equal \$7.50, totaling \$1,463.

**Capital Event Participation Rent / Uptown Square Apartments**

Assignment/transfer of Uptown Square Apartments to AVR Uptown Square L.L.C, an affiliate of Alvero Acquisition Corp. and AVR Realty Company LLC occurred in 2013. This transaction resulted in Capital Event Participation Rent due MARTA in 2013. The original lease amount was \$4,679 for 98 years.

**Capital Event Participation Rent / AC Property - Arts Center Rail Station Lease**

Assignment of ground lease dated as of July 14, 2006 and further assigned as of October 3, 2016, now this ground lease known as AC property-Arts Center rail station is amended and extended between MARTA and AC Property Owners, L.P. a Delaware limited partnership. The previous expiration date of August 31, 2083 was extended to a new expiration date of August 1, 2117, resulting in additional compensation paid to MARTA in the amount of \$6,500.

**Capital Event Participation Rent / Avondale Station Project**

MARTA and Development Authority of the City of Decatur entered into a lease Agreement to develop the lease property as a Transit Oriented development in 2016. It was amended in November 2018, which extended the lease to 99 years from November 2018 and Lessee paid MARTA \$525.

**Capital Event Participation Rent / Edgewood-Candler Park Station Project**

MARTA (Landlord) acknowledged a sublease agreement amendment made between Edgewood TOD Master, LLC ("Sublessor") and Moving In the Spirit, Inc. ("Sublessee") in September, 2018. Landlord, Sublessor, and Sublessee have now determined that the allocation of value with respect to the Base Premises (Edgewood-Candler Park Station Project), as reflected in the Terms, was an incorrect allocation of the overall appraised value reflected in the 2014 Appraisal. Sublessor and Landlord have made corresponding corrections to the Base Lease. The parties agree Sublessee shall deliver a portion of the Sublease payment equal to \$525 to Landlord (MARTA).

**METROPOLITAN ATLANTA RAPID TRANSIT AUTHORITY**  
**Notes to the Financial Statements**  
**June 30, 2022**  
(Dollars in Thousands)

**11. LONG TERM LEASES** (continued)

**Resurgens Plaza South Inc. Lease**

MARTA and Resurgens Plaza South Inc. entered into a Lease Agreement for Johnsontown South Site dated May 29, 1984. It was amended in 2017, which extended the lease to 99 years. Upon completion of the transaction, the Resurgens Plaza South Inc. paid MARTA \$4,250 on July 17, 2017.

**Lessee**

MARTA is a lessee for non-cancellable series of leases that include radio antenna sites, office space, insertion equipment, copiers, and WAN connectivity for remote sites. MARTA implemented GASB 87 in fiscal year 2022 to account for such leases and made a restatement entry of \$4,376 for right to use assets and \$1,108 of accumulated amortization to account for the leases under GASB 87 in fiscal year 2022.

MARTA recognized \$478 in liability reductions and \$79 in interest payments associated with the leases in fiscal year 2022.

MARTA reduces the lease liability as payments are made and recognize an outflow of resources for interest on the liability. The leases are also amortized over the useful life of the leased assets.

Future lease payments and interest are scheduled to be paid under non-cancellable leases.

Fiscal Years	Principal Payments	Interest Payments	Total
2023	\$ 324	\$ 71	\$ 395
2024	346	64	410
2025	348	55	403
2026	353	46	399
2027	358	38	396
2028 - 2032	952	107	1,059
2033 - 2036	279	14	293
Total	\$ 2,960	\$ 395	\$ 3,355

**METROPOLITAN ATLANTA RAPID TRANSIT AUTHORITY**

**Notes to the Financial Statements**

**June 30, 2022**

(Dollars in Thousands)

**11. LONG TERM LEASES (continued)**

**LILO Lease**

MARTA entered into various LILO arrangements related to the leasing and subleasing of MARTA's rail cars, rail lines, and a rail maintenance facility. These agreements provide for the lease of certain Authority's rail capital assets to a financial party lessee and the sublease of such capital assets back to MARTA for a specified term.

The net present value of the future sublease payments has been recorded as lease obligations. The funds invested in U.S. Agency Bonds and Notes and Guaranteed Investment Contracts to fund these future lease obligations as they come due have been recorded as Investments Held to Pay Capital Obligations. Unrealized and realized gains and losses on these investments are recorded as non-operating revenues and expenses in the Statement of Revenues, Expenses, and Changes in Net Position.

In December 2021, MARTA terminated the South Line LILO arrangement and obligation was paid in full by the Trustee, Wilmington Trust Company to the lenders. Collateral and lease payment requirements were eliminated during the termination. As a result, the total assets of \$315,315 and total liabilities of \$312,790 were removed from MARTA's Statement of Net Position and the associated deferred tax benefit sold amount of \$9,962 was recognized on the South Line LILO accounts for the termination on MARTA's Statement of Revenues, Expenses and Changes in Net Position.

The following table summarizes MARTA's outstanding lease/leaseback transactions as of the respective transaction dates:

Lease Date	Property	Fair Value At Closing Date	Prepayment Received on Head Lease from the Equity	Amount Invested to Satisfy Sublease Obligation	Cash Benefit Net of Fees	Repurchase Option Date	Sublease Termination Date
9/29/2005	30 Breda CQ 312 Rail Cars	93,300	16,274	11,376	3,839	1/2/2034	12/15/2034
9/29/2005	10 Breda CQ 312 Rail Cars	31,500	5,488	3,793	1,333	1/2/2034	12/15/2034

The following table shows the net book value of the rail cars under the lease/leaseback transactions as of June 30, 2022:

Lease Date	Property	Net Book Value
9/29/2005	40 Breda CQ 312 Rail Cars	29,070

American Insurance Group ("AIG") and Ambac were participants in most of these structured lease transactions. The downgrade of AIG and Ambac ratings triggered, at the option of the counterparties, replacement of the Payment Undertaking Agreements and the surety bonds for 18 of the 19 transactions.

Of the 18 transactions that fell below the threshold, replacement was requested for 16. None of MARTA's counterparties in these transactions declared a default.

**METROPOLITAN ATLANTA RAPID TRANSIT AUTHORITY**  
**Notes to the Financial Statements**  
**June 30, 2022**  
(Dollars in Thousands)

**11. LONG TERM LEASES (continued)**

The lease arrangements include various buyout option dates. Beginning in January 2018 and ending in January 2034, MARTA must execute its intent to buy out the head lease to terminate the LILO agreements. Management has created a schedule of the various buyout option dates and has coordination activities in place to monitor the execution of these options.

There is no scheduled payment for the remaining LILO arrangement until January 2033.

The following is a schedule by year of the future minimum lease payments under these LILO arrangements as of June 30, 2022.

<u>Fiscal Years</u>	
2033	\$ 656
2034	7,925
2035	<u>22,308</u>
Present value of net minimum lease payments	\$ 30,889
Less: current principal maturities	<u>—</u>
Obligations under lease - long term	<u><u>\$ 30,889</u></u>
The liability of these leases changed in 2022 and 2021 as follows:	
Outstanding - June 30, 2021	\$ 339,151
Net change in obligation	<u>(308,262)</u>
Outstanding - June 30, 2022	<u><u>\$ 30,889</u></u>

**Deferred Inflow Related to LILO Lease**

From the years ended June 30, 2001 to 2007, MARTA entered into several agreements to lease several of its rail cars; the Avondale Rail Maintenance Facility, the East Rail Line (from Five Points station to Indian Creek station), and the South Rail Line (from Five Points station to Airport station). MARTA then leased these same assets back from the third-party investors as a capital sublease. The effect of the transaction was to transfer the tax benefits of ownership to the investors; in exchange, MARTA received cash consideration equal to the difference between the lease and sublease payments. The total consideration net of expenses as of June 30, 2007 was \$105,300. Since that time, a number of these arrangements have been terminated. MARTA is required to maintain the cars and the stations at an operating level over the life of the sublease as specified in the terms of the lease agreements. Because of the ongoing maintenance and renovation expenditures required to meet this operating level, the net proceeds were recorded as unearned and are being amortized over the life of the respective leases (approximately 18.5 years to 32 years) on a straight-line basis

The deferred tax benefit sold amount is recorded as deferred inflow of resources over the life of the leases. The deferred inflow as of June 30, 2022 is \$1,661.

**METROPOLITAN ATLANTA RAPID TRANSIT AUTHORITY**  
**Notes to the Financial Statements**  
**June 30, 2022**  
(Dollars in Thousands)

**12. PENSION PLANS**

**Defined Benefits Pension Plan**

**Plan Description** - MARTA maintains two defined benefit pension plans, one Non-Represented Pension Plan (the “Non-Rep Plan”) and one MARTA/ATU Local 732 Employees Retirement Plan, (the “Union Plan”). All plans are single employer plans.

The Non-Rep Plan covers all non-union employees hired before January 1, 2005 and Transit Police employees hired before January 1, 2015 and transfers from the Union Plan prior to January 1, 2018. The Non-Rep Plan has been subsequently closed to all employees and non-union new hires are covered in a defined contribution plan.

The Union Plan provides pension for all members of Division No. 732 of the Amalgamated Transit Union (ATU) and nonmembers who are represented by the Union for bargaining purposes. Union employees are eligible to participate in the Union Plan upon the completion of 60 days of full-time employment.

The funding methods and determination of benefits for the defined benefit plans were established by the MARTA Act creating such plans and, in general, provide that pension funds are to be accumulated from employee contributions, MARTA contributions, and income from the investment of accumulated funds.

The fiduciary net position, as well as additions to and deductions from the fiduciary net position, of the pension plans have been determined on the same basis as they are reported by the plans. The financial statements of the plans were prepared using the accrual basis of accounting. Member and employer contributions are recognized when due, pursuant to formal commitments and statutory requirements. Benefits and refunds of employee contribution are recognized when due and payable in accordance with the statutes governing the plans. Expenses are recognized when the liability is incurred, regardless of when payment is made. Investments are reported at fair value on a trade-date basis. The fiduciary net position of each of the Union and Non-Rep plans are reflected in the measurement of the plans’ net pension liability, net pension assets, deferred outflows and inflows of resources related to pension, and pension expense. Both the Union and the Non-Rep Plans measurement dates and fiscal year ends are December 31, 2021.

Each plan is administered by a pension retirement committee. Each plan issues a publicly available financial report that includes financial information for that plan. The reports may be obtained by writing the plans at the addresses below:

Non-Represented Pension Plan  
2424 Piedmont Road NE  
Atlanta, GA 30324  
(404) 848-4143

MARTA/ATU Local 732  
Employees Retirement Plan  
Administered by:  
Zenith American Solutions  
100 Crescent Centre Parkway  
Tucker, GA 30084  
(678) 221-5012

**METROPOLITAN ATLANTA RAPID TRANSIT AUTHORITY**  
**Notes to the Financial Statements**  
**June 30, 2022**  
(Dollars in Thousands)

**12. PENSION PLANS** (continued)

**Benefits Provided** - The MARTA plans provide the retirement, disability, and death/survivor benefits. The retirement benefits are calculated under a step-rate benefit formula based on final average compensation and multiplied by factors related to length of continuous service. All modifications to the pension plans must be supported by actuarial analysis and receive approval from MARTA's Board of Directors and the pension retirement committees.

Normal retirement under the Union Plan occurs when a participant reaches age 65 with ten years of credit service. For the Non-Rep Plan, the participant must complete five years of credited service and attain age 62. Disability retirement benefits are determined in the same manner as retirement benefits. The continuation of retirement benefits to the participant's designated beneficiary is also provided by both plans. An employee who leaves MARTA may withdraw his or her contributions, plus any accumulated interest.

**Plan Membership** - Below are the total employees and retirees covered under the Union Plan and the Non-Rep Plan for the plan as:

	<b>January 1, 2022</b>		
	<b>Union Plan</b>	<b>Non-Rep Plan</b>	<b>Combined</b>
Inactive plan members or beneficiaries currently receiving benefits	2,328	1,450	3,778
Inactive plan members entitled to but not yet receiving benefits	338	157	495
Active plan members	2,677	296	2,973
Total	5,343	1,903	7,246

**Contributions** - MARTA is required to contribute an actuarial determined amount annually to the pension plans. The required contributions amount is determined by an actuary using actuarial methods and assumptions approved by the pension/retirement committee and an additional amount to fund the unfunded accrued liability.

For the year ended June 30, 2022, MARTA contributed \$11,226 and plan participants contributed \$1,671 to the Non-Rep Plan. For the year ended June 30, 2021, MARTA contributed \$9,853 and plan participants contributed \$5,834 to the Union Plan.

**Net Pension Liability (Asset)** - The net pension liability at June 30, 2022 was measured as of December 31, 2021 for both the Union Plan and Non-Rep Plan. The total pension liability used to calculate the net pension liability was determined by an actuarial valuation as of January 1, 2022 for the Non-Rep Plan and as of January 1, 2021, rolled forward to January 1, 2022 for the Union Plan. The reporting date for both plans is June 30, 2022. At June 30, 2022, MARTA reported a net pension liability of \$39,108 for the Non-Rep Plan and net pension asset of \$116,512 for the Union Plan.

**METROPOLITAN ATLANTA RAPID TRANSIT AUTHORITY**  
**Notes to the Financial Statements**  
**June 30, 2022**  
(Dollars in Thousands)

**12. PENSION PLANS** (continued)

**Actuarial Assumptions** - Actuarial valuations involve estimates of the value of reported amounts and assumptions about the probability of events far into the future. As results are compared to past expectations and new estimates are made about the future, actuarial determinations better reflect current and future conditions. Actuarial calculations consider a long-term perspective. Calculations for June 30, 2022 reflect the substantive plan in effect as of as of year ended December 31, 2021 and the current sharing pattern of costs between employer and employee.

	<u>Union</u>	<u>Non-Rep</u>
Pension (Revenue) Expense	\$(17,364)	\$515
Actuarial Valuation Date	1/1/21, rolled forward to 1/1/22	1/1/22
Actuarial Cost Method	Entry Age Normal Cost Method	Individual Entry age
Amortization Method	Level Percentage of Pay, Closed	Fixed Dollar, Closed
Remaining Amortization Period	15 Years, Closed	10 years, Closed
Asset Valuation Method	Market Value	Market Value
Actuarial Assumptions:		
Investment Rate of Return	7.00%	5.50%
Inflation	2.50%	2.25%
Projected Salary Increases:		
Plan Members	4.50%	4.50%
Transit Police	4.50%	4.50%
Cost of Living	None	3.00%
Merit or Seniority	1.00% per year	1.00% per year
Postretirement Benefit Increases	None	None
Mortality Assumption:		
Healthy	RP-2014 Blue Collar Mortality for Healthy Lives with fully generational using 1/2 of Scale MP-2016 set forward by 1 year	RP-2014 Healthy Annuitant Mortality Tables separated by sex, Projection Scale MP-2019, fully generational.
Disabled	RP-2014 Mortality Table for Disabled Lives with fully generational using 1/2 of Scale MP-2016	None. No future mortality improvement was projected.

The assumptions listed above were based on the results of an actuarial experience study for the five years ending January 1, 2018. Assumptions were updated January 1, 2022.



**METROPOLITAN ATLANTA RAPID TRANSIT AUTHORITY**  
**Notes to the Financial Statements**  
**June 30, 2022**  
(Dollars in Thousands)

**12. PENSION PLANS** (continued)

**Changes in Assumptions and Benefit Terms Since the Prior Measurement Date** – In the Non-Rep Plan, the inflation rate increased from 2.00% to 2.25%. In the Union Plan, the investment rate of return decreased from 7.25% to 7.00%.

**Changes in Assumptions and Benefit Terms Since the Measurement Date** – There were no changes in assumptions or benefit terms between the measurement date and June 30, 2022.

**Discount Rate** - The discount rate used to measure the total pension liability at June 30, 2022 was 7.00% for the Union Plan and 5.50% for the Non-Rep Plan. This is the long-term expected return on pension plan investments. The projection of cash flows assumes employer and plan member contributions will continue at the current rates. The fiduciary net position projects to cover all future benefit payments of current plan members based upon complete closed group cash flow analysis.

**Sensitivity of Net Pension Liability to Changes in the Discount Rate** - The following presents the net pension liability of the plans at June 30, 2022, calculated using the discount rate of 7.00% for the Union Plan and 5.50% for the Non-Rep Plan, as well as what the individual plans' net pension (asset)/liability would be if it were calculated using a discount rate that is one percentage point lower or one percentage point higher than the current rate:

	<b>1% Decrease Discount Rate</b>	<b>Current Discount Rate</b>	<b>1% Increase Discount Rate</b>
Union Plan Discount Rate	6.00%	7.00%	8.00%
Plan Net Pension Liability/(Asset)	\$(55,597)	\$(116,512)	\$(168,425)
Non-Rep Plan Discount Rate	4.50%	5.50%	6.50%
Plan Net Pension Liability	\$99,000	\$39,108	\$(11,000)

**METROPOLITAN ATLANTA RAPID TRANSIT AUTHORITY**  
**Notes to the Financial Statements**  
**June 30, 2022**  
(Dollars in Thousands)

**12. PENSION PLANS** (continued)

**Long-Term Expected Rate of Return** - The long-term expected rate of returns on the Union and Non-Rep Plan investments were determined using a building-block method in which best estimate ranges of expected future real rates of return are developed for each major asset class. These ranges were combined to produce the long-term expected rate of return by weighting the expected future real rates of return by the target asset allocation percentage and by adding expected inflation. Best estimates of arithmetic real rates of return for each major asset class included in the plans' target asset allocation as of June 30, 2022 are:

Asset Class	Union		Non-Rep	
	Target Allocation	Expected Rate of Return	Target Allocation	Expected Rate of Return
Domestic Large Cap Equity	20.0%	5.40%	24.00%	4.25%
Domestic Mid Cap Equity	10.0%	5.70%	n/a	n/a
Domestic Small Cap Equity	10.0%	6.20%	9.00%	4.45%
International Equity	25.0%	6.00%	24.00%	4.55%
Opportunistic Equity	n/a	n/a	n/a	n/a
Domestic Fixed income	30.0%	n/a	25.50%	-0.50%
US Broad Equity	n/a	n/a	n/a	n/a
Non US Fixed	n/a	n/a	n/a	n/a
Global Fixed Income	n/a	n/a	7.50%	-1.45%
Global Ex-US Equity	n/a	n/a	n/a	n/a
Real Estate	n/a	n/a	5.00%	3.50%
Alternatives/Convertibles	5.0%	9.40%	5.00%	3.38%

**METROPOLITAN ATLANTA RAPID TRANSIT AUTHORITY**  
**Notes to the Financial Statements**  
**June 30, 2022**  
(Dollars in Thousands)

**12. PENSION PLANS** (continued)

***Changes in Net Pension Liability***

	Increase (Decrease)		
	Total Pension Liability	Plan Fiduciary Net Position	Net Pension Liability/ (Asset)
	(a)	(b)	(a) - (b)
<b>UNION PLAN</b>			
Balance 12/31/2020	\$ 576,373	\$ 645,680	\$ (69,307)
Service Cost	15,528	—	15,528
Interest	40,016	—	40,016
Difference Between Expected & Actual Experience	(951)	—	(951)
Contributions - Employer	—	11,018	(11,018)
Contributions - Employee	—	6,010	(6,010)
Net Investment Income	—	98,286	(98,286)
Benefit Payments	(40,572)	(40,572)	—
Administrative Expenses	(611)	(611)	—
Changes in Assumptions	13,517	—	13,517
Changes in Benefit Terms	—	—	—
Other	—	—	—
Member Buybacks	—	—	—
Net Changes	26,927	74,131	(47,204)
Balance 12/31/2021	<u>\$ 603,300</u>	<u>\$ 719,812</u>	<u>\$ (116,512)</u>
<b>NON-REP PLAN</b>			
Balance at 12/31/2020	\$ 536,167	\$ 468,500	\$ 67,667
Service Cost	3,708	—	3,708
Interest	28,706	—	28,706
Difference Between Expected & Actual Experience	2,000	—	2,000
Contributions - Employer	—	15,629	(15,629)
Contributions - Employee	—	1,708	(1,708)
Net Investment Income	—	56,215	(56,215)
Benefit Payments	(36,377)	(36,377)	—
Administrative Expenses	—	(266)	266
Changes in Assumptions	—	—	—
Changes in Benefit Terms	10,400	—	10,400
Other	—	1	(1)
Member Buybacks	—	88	(88)
Net Changes	8,437	36,998	(28,561)
Balance 12/31/2021	<u>\$ 544,604</u>	<u>\$ 505,496</u>	<u>\$ 39,108</u>

**METROPOLITAN ATLANTA RAPID TRANSIT AUTHORITY**  
**Notes to the Financial Statements**  
**June 30, 2022**  
(Dollars in Thousands)

**12. PENSION PLANS** (continued)

***Pension Expense, Deferred Outflows of Resources and Deferred Inflows of Resources Related to Pension -***

For the year ended June 30, 2022, MARTA recognized pension expense of \$16,849.

At June 30, 2022, MARTA reported deferred outflows of resources and deferred inflows of resources related to pension from the following sources:

	<b>Deferred Outflows of Resources</b>		
	<b>Union Plan</b>	<b>Non-Rep Plan</b>	<b>Combined</b>
Net difference between projected and actual earnings on investments	\$ —	\$ —	\$ —
Changes in benefits terms	—	—	—
Difference between expected and actual experience	839	—	839
Changes of assumptions	10,134	—	10,134
Contribution made subsequent to the measurement date	7,119	5,492	12,611
<b>Total</b>	<b>\$ 18,092</b>	<b>\$ 5,492</b>	<b>\$ 23,584</b>

	<b>Deferred Inflows of Resources</b>		
	<b>Union Plan</b>	<b>Non-Rep Plan</b>	<b>Combined</b>
Net difference between projected and actual earnings on investments	\$ (76,624)	\$ (53,952)	\$ (130,576)
Changes in benefits terms	—	—	—
Difference between expected and actual experience	(1,771)	—	(1,771)
Changes of assumptions	—	—	—
<b>Total</b>	<b>\$ (78,395)</b>	<b>\$ (53,952)</b>	<b>\$ (132,347)</b>

**METROPOLITAN ATLANTA RAPID TRANSIT AUTHORITY**  
**Notes to the Financial Statements**  
**June 30, 2022**  
(Dollars in Thousands)

**12. PENSION PLANS** (continued)

Deferred outflows of resources of \$12,611 related to pensions resulting from contributions made subsequent to the December 31, 2021 measurement date will be recognized as a reduction of the net pension liability in the subsequent future reporting period. Other amounts reported as collective deferred outflows and deferred inflows of resources to be recognized in pension expense as follows:

<u>Year Ending June 30</u>	<u>Deferred Outflows (Inflows) of Resources</u>		
	<u>Union Plan</u>	<u>Non-Rep Plan</u>	<u>Combined</u>
2023	\$ (14,986)	\$ (12,691)	\$ (27,677)
2024	(27,192)	(22,140)	(49,332)
2025	(14,461)	(12,843)	(27,304)
2026	(10,783)	(6,278)	(17,061)
Total	<u>\$ (67,422)</u>	<u>\$ (53,952)</u>	<u>\$ (121,374)</u>

**DEFINED CONTRIBUTION PENSION PLAN**

**Plan Description** - MARTA maintains one defined contribution pension plan, the MARTA Non-Represented Defined Contribution Plan and Trust (the "DC Plan"). The DC Plan provides pension for all full-time non-represented employees of MARTA who were hired on or after January 1, 2005, Transit Police hired on or after January 1, 2015, and to those members of the Non-Rep Plan who elected to transfer to this plan. Covered employees were eligible to participate on the first date of employment. The plan provisions and contributions requirements are established and may be amended by the pension retirement committee after approval by resolution of the MARTA Board of Directors. The plan is administered by a pension retirement committee and Nationwide is the trustee. The DC Plan does not issue stand-alone financial statements.

**Benefits Provided** - The MARTA DC Plan was established to provide retirement, disability, and death/survivor benefits. Normal retirement under the DC Plan occurs when a participant reaches the age of 65. If the participant terminated on or after his normal retirement date, he will receive 100% of the account. If the participant terminated before his normal retirement date, he shall be entitled to receive the vested percentage of the account based on years of service. Notwithstanding the retirement rules above, the participant's employer contribution account shall become 100% vested and not subject to forfeiture upon the occurrence of any of the following events: when an employee reaches normal retirement age, death, or becomes disabled.

**Contributions** - For the year ending June 30, 2022, MARTA contributed \$4,868 and plan participants contributed \$4,825 to the DC Plan.

**METROPOLITAN ATLANTA RAPID TRANSIT AUTHORITY**  
**Notes to the Financial Statements**  
**June 30, 2022**  
(Dollars in Thousands)

**13. EMPLOYEE BENEFITS**

**DEFERRED COMPENSATION PLAN**

MARTA has adopted a deferred compensation plan in accordance with Section 457 of the Internal Revenue Code (the “457 Plan”).

The 457 Plan allows any employee to voluntarily defer receipt of up to 25% of gross compensation, not to exceed \$19.5 per year or if age 50 and over, not to exceed \$26 per year. All administration costs of the 457 Plan are deducted from the participant’s account. The deferred amounts may be distributed to the employee upon retirement or other termination of employment, disability, death, or financial hardship (as defined). The 457 Plan’s assets are held and administered by insurance providers. MARTA has no fiduciary relationship with the trust. Accordingly, the 457 Plan assets are not included in MARTA’s Statement of Net Position.

**OTHER POST EMPLOYMENT BENEFITS (OPEB)**

**Plan Description** - In addition to providing pension benefits, MARTA provides certain health care benefits for retirees who meet retirement requirements, provide an employee share of premiums for health coverage and retired under one of the defined benefits pension plans. The union retiree benefits are collectively bargained. The Non-Represented retiree benefits are not contractually guaranteed. The MARTA OPEB Trust Plan (OPEB Trust or OPEB Plan) is a single-employer plan. The plan is administered by the OPEB Committee. The four MARTA positions that are members of the OPEB Committee are: Chief Financial Officer, Assistant General Manager of Human Resources, Chief Counsel and Controller. There is not a separate GAAP-based audited set of financial statements for the OPEB Plan.

Healthcare benefits are available to normal, early or disability retirees from retirement up to age 65. Spouses are eligible for coverage only while the participant is covered. Eligibility requirements for healthcare coverage for Union participants retiring with a reduced pension is 75 points. Healthcare coverage for Non-Represented participants, including Police Officers, is only available for those hired prior to July 1, 2004, and they must have a least 10 years of service upon retirement.

The fiduciary net position of the OPEB plan is reflected in the measurement of the plan’s net OPEB liability, deferred outflows, deferred inflows and OPEB expense. The OPEB Plan actuarial valuation date is June 30, 2020 and the measurement date is June 30, 2021.

**Benefits Provided** – OPEB benefits include medical, vision, dental and pharmaceutical coverage along with basic life and critical illness insurances, retiree transit pass and long-term disability benefits for Non-Represented retiree.

Life insurance and retiree transit pass benefits continue for life. Retirees may select from several health plans and pay a portion of the cost of benefits. Critical Illness benefits are provided based on type of health plan.

**METROPOLITAN ATLANTA RAPID TRANSIT AUTHORITY**  
**Notes to the Financial Statements**  
**June 30, 2022**  
(Dollars in Thousands)

**13. EMPLOYEE BENEFITS** (continued)

**Plan Membership** - Below are the total employees and retirees covered under the OPEB Plan for the actuarial plan year ended June 30, 2021:

	<u>Union</u>		<u>Non-Rep</u>		<u>Combined</u>	
	<u>Healthcare</u>	<u>Life Insurance</u>	<u>Healthcare</u>	<u>Life Insurance</u>	<u>Healthcare</u>	<u>Life Insurance</u>
Inactive Plan Members or Beneficiaries	308	2,458	241	1,305	549	3,763
Active Plan Members	2,505	2,550	265	374	2,770	2,924
	<u>2,813</u>	<u>5,008</u>	<u>506</u>	<u>1,679</u>	<u>3,319</u>	<u>6,687</u>

**Contributions** – The normal annual costs of the plan are funded by employer and retiree contributions that are pay as you go. MARTA maintains a trust for future OPEB funding above the pay as you go. However, no benefits have been paid from the OPEB Trust. MARTA contributed \$15.0 million to the OPEB Trust for the fiscal year ending June 30, 2022.

**Net OPEB Liability** - The net OPEB liability was measured as of June 30, 2021, for the OPEB Plan. The total OPEB liability used to calculate the net OPEB liability was determined by an actuarial valuation as of June 30, 2020, rolled forward to June 30, 2021. At June 30, 2021, MARTA reported a net OPEB liability of \$67,646.

**Discount Rate** - The discount rate used to measure the Total OPEB Liability for the Plan Year ending June 30, 2021, is 6.5%. This rate is based on the long-term expected yield rate on current and expected future assets. A separate cash flow projection, if employer contributions will continue at the current rates, shows the OPEB Plan's projected Fiduciary Net Position being greater than the benefit payments projected for each future period assuming this pattern continues. Therefore, the long-term expected rate of return on Plan Investments was applied to all periods of projected benefit payments to determine the Total OPEB Liability.

**Actuarial Assumptions** - Actuarial valuations involve estimates of the value of reported amounts and assumptions about the probability of events far into the future. Actuarial calculations consider a long-term perspective. Calculations reflect the substantive plan in effect as of year ending June 30, 2021, and the current sharing pattern of costs between employer and employee. As results are compared to past expectations and new estimates are made about the future, actuarial determinations better reflect current and future conditions.

**METROPOLITAN ATLANTA RAPID TRANSIT AUTHORITY**  
**Notes to the Financial Statements**  
**June 30, 2022**  
(Dollars in Thousands)

**13. EMPLOYEE BENEFITS** (continued)

**Changes in Assumptions and Benefit Terms Since the Prior Measurement Date** - There were no changes in assumptions or benefit terms.

The following assumptions are for the OPEB plan and were based on the results of an actuarial experience study for the period ending June 30, 2021.

Discount Rate:	6.5%			
Investment Rate of Return:	6.5%			
Inflation Rate:	2.50%			
Healthcare Cost Trend:	8.50% for 2021-22 PY and decreases to an ultimate rate of 5.0% by PY 2031-32			
Election on Health Care Coverage	100% of eligible active employees will elect coverage and 10% of eligible retirees who previously opted out will elect coverage			
Dependents Coverage	Non-spouse dependent coverage was not assumed			
New Entrant Assumption	An open group projection has been employed for developing expected liabilities and benefit payouts			
Age of Participants with Unrecorded Dates of Birth	Average age of Participants with recorded dates of birth and the same vested status			
Healthcare Trend Rates	<u>Year</u>	<u>Trend</u>	<u>Year</u>	<u>Trend</u>
	2021-22	8.50%	2028-29	5.75%
	2022-23	7.25%	2029-30	5.50%
	2023-24	7.00%	2030-31	5.25%
	2024-25	6.75%	2031 and after	5.00%
	2025-26	6.50%		
	2026-27	6.25%		
	2027-28	6.00%		
Health Care Age Based Cost Adjustment	<u>Age</u>		<u>Claims Graduation</u>	
	Less than 55		3.3%	
	55 - 59		3.6%	
	60 - 64		4.2%	
Long Term Disability	75% of qualifying participants will be permanently disable and 25% will experience 4 years of disability.			
Retiree Transit Pass Election Rate	40% of retirees will apply for the Retiree Pass			
Retiree Transit Pass Usage	3 rides per month with 80% usage			



**METROPOLITAN ATLANTA RAPID TRANSIT AUTHORITY**  
**Notes to the Financial Statements**  
**June 30, 2022**  
(Dollars in Thousands)

**13. EMPLOYEE BENEFITS (continued)**

**UNION PLAN**

Mortality Rates

Pre- and Post-Retirement: RP-2014 Blue Collar Mortality Table with fully generational projection using 1/2 of Scale MP-2016 set forward by 1 year

Post-Disablement: RP-2014 Disabled Mortality Table with fully generational projection using 1/2 of Scale MP-2016

Salary Scale: 4.5% compounded annually

Withdrawal Rates - Sample Rates as Shown

<u>Age</u>	<u>Service</u>		
	<u>&lt; 2 Years</u>	<u>2 - 4 Years</u>	<u>4 + Years</u>
20	16.19%	10.86%	0.00%
30	16.75%	10.39%	6.42%
40	14.32%	7.92%	4.60%
50	14.04%	6.81%	4.07%
60	12.27%	6.00%	1.62%

Retirement Ages - Rates as shown

<u>Age</u>	<u>Rate</u>
52-54	4%
55-59	6%
60	10%
61-64	20%
65	100%

Healthcare Claims Cost

<u>Age</u>	<u>Cost</u>
50	\$996
55	\$1,171
60	\$1,406
64	\$1,657

**METROPOLITAN ATLANTA RAPID TRANSIT AUTHORITY**  
**Notes to the Financial Statements**  
**June 30, 2022**  
(Dollars in Thousands)

**13. EMPLOYEE BENEFITS** (continued)

**NON-REPRESENTED PLAN**

Mortality Rates

Pre- and Post-Retirement:

RP-2014 Employee and Healthy Annuitant Mortality Tables, separate by sex, Projection Scale MP-2019 from 2007, Fully Generational

Post-Disablement:

RP-2014 Disabled Annuitant Mortality Tables, separate by sex, Projection Scale MP-2019 from 2007, Fully Generational

Salary Scale:

3.5% compounded annually for Police, 3.0% for all others

Withdrawal Ages - Sample Rates as Shown

<u>Age</u>	<u>Non-Police</u>	<u>Transit Police</u>	
		<u>Under 5 YOS</u>	<u>5 YOS or more</u>
30	9.26%	16.7%	7.4%
35	6.14%	11.1%	4.9%
40	3.38%	7.9%	2.7%
45	2.63%	6.1%	2.1%

Retirement Ages - Rates as Shown

<u>Age</u>	<u>Rate</u>	
	<u>Non-Police</u>	<u>Police</u>
40-49	5%	
50	10%	30%
51-54	10%	20%
55	12%	50%
56-61	20%	20%
62	60%	100%
63-64	30%	
65	40%	
66	100%	

Healthcare Claims Cost (Monthly)

<u>Age</u>	<u>Cost</u>
50	\$1,027
55	\$1,207
60	\$1,449
64	\$1,709

**METROPOLITAN ATLANTA RAPID TRANSIT AUTHORITY**  
**Notes to the Financial Statements**  
**June 30, 2022**  
(Dollars in Thousands)

**13. EMPLOYEE BENEFITS (continued)**

**Sensitivity of Net OPEB Liability to Changes in the Discount Rate** - The following presents the net OPEB liability of the plan, calculated using the discount rate of 6.5%, as well as what the individual plans' net OPEB liability would be if it were calculated using a discount rate that is one percentage point lower or one percentage point higher than the current rate:

	<b>1% Decrease</b>	<b>Current Discount Rate</b>	<b>1% Increase</b>
	<b>5.5%</b>	<b>6.5%</b>	<b>7.5%</b>
Total OPEB Liability (TOL)	\$ 195,500	\$ 182,546	\$ 170,856
Plan Fiduciary Net Position	114,900	114,900	114,900
Plan Net OPEB Liability	<u>\$ 80,600</u>	<u>\$ 67,646</u>	<u>\$ 55,956</u>
Plan Fiduciary Net Position as a Percentage of the TOL	58.8%	62.9%	67.2%

**Sensitivity of Net OPEB Liability to Changes in the Health Cost Trend Rates** - The following presents the net OPEB liability of the plan, calculated using the healthcare cost trend is one percentage point lower or one percentage point higher than the current rate:

	<b>1% Decrease</b>	<b>Current Healthcare Cost Trend Rates</b>	<b>1% Increase</b>
	<b>7.5%</b>	<b>8.5%</b>	<b>9.5%</b>
	<b>decreasing to 4.0%</b>	<b>decreasing to 5.0%</b>	<b>decreasing to 6.0%</b>
Total OPEB Liability (TOL)	\$ 171,527	\$ 182,546	\$ 194,940
Plan Fiduciary Net Position	114,900	114,900	114,900
Plan Net OPEB Liability	<u>\$ 56,627</u>	<u>\$ 67,646</u>	<u>\$ 80,040</u>
Plan Fiduciary Net Position as a Percentage of the TOL	67.0%	62.9%	58.9%

**METROPOLITAN ATLANTA RAPID TRANSIT AUTHORITY**  
**Notes to the Financial Statements**  
**June 30, 2022**  
(Dollars in Thousands)

**13. EMPLOYEE BENEFITS** (continued)

**Long-Term Expected Rate of Return** – The building-block method determines the long-term expected rate of return on OPEB plan investments. The method weights best estimate of expected future real rates of return for each major asset class. Multiplying the weights by the target asset allocation percentage and adding expected inflation produces the long-term expected rate of return. The discount rate used to measure the total OPEB liability was 6.5%. Best estimates of arithmetic real rates of return for each major asset class included in the plans’ target asset allocation as of June 30, 2021, are:

<u>Asset Class</u>	<u>Target Allocation Percentage</u>	<u>Long-term Expected Real Rate of Return</u>
Domestic Equity - Large Cap	37%	6.50%
Domestic Equity - Small/Mid Cap	8%	6.70%
International Equity	30%	6.80%
Domestic Fixed income	25%	1.75%
	<u>100%</u>	

**METROPOLITAN ATLANTA RAPID TRANSIT AUTHORITY**  
**Notes to the Financial Statements**  
**June 30, 2022**  
(Dollars in Thousands)

**13. EMPLOYEE BENEFITS** (continued)

***Changes in Net OPEB Liability***

	Total OPEB Liability	Plan Fiduciary Net Position	Net OPEB Liability
	(a)	(b)	(a) - (b)
<b>Balances at June 30, 2020</b>	<b>\$ 200,589</b>	<b>\$ 88,688</b>	<b>\$ 111,901</b>
<b>Changes for the year:</b>			
Service Cost	7,005	—	7,005
Interest on TOL, Service Cost and Benefit Payments	14,532	—	14,532
Difference between Expected and Actual Experience	(18,372)	—	(18,372)
Employer Contributions	—	14,997	(14,997)
Active Employee Contributions *	—	—	—
Net Investment Income	—	23,212	(23,212)
Benefit Payments	(11,997)	(11,997)	—
Administrative Expenses	—	—	—
Changes in Plan Assumptions	(9,211)	—	(9,211)
Changes in Plan Benefits	—	—	—
Other Changes	—	—	—
<b>Net Changes</b>	<b>(18,043)</b>	<b>26,212</b>	<b>(44,255)</b>
<b>Balances at June 30, 2021</b>	<b>\$ 182,546</b>	<b>\$ 114,900</b>	<b>\$ 67,646</b>

\*Active employees do not contribute to the OPEB plan.

**METROPOLITAN ATLANTA RAPID TRANSIT AUTHORITY**  
**Notes to the Financial Statements**  
**June 30, 2022**  
(Dollars in Thousands)

**13. EMPLOYEE BENEFITS** (continued)

***OPEB Expense, Deferred Outflows of Resources and Deferred Inflows of Resources Related to OPEB –***

For the year ended June 30, 2021, MARTA recognized OPEB expense of \$(536).

At June 30, 2022, MARTA reported deferred outflows of resources and deferred inflows of resources related to OPEB from the following sources:

	<u>Deferred Outflows of Resources</u>	<u>Deferred Inflows of Resources</u>
<b>Balance of Deferred Outflows and Inflows Due to:</b>		
Difference between expected and actual experience	\$ —	\$ (21,420)
Net difference between projected and actual earnings on investments	—	(11,314)
Changes of assumptions	1,104	(6,969)
Employer contribution subsequent to the measure date	13,460	—
<b>Total</b>	<u>\$ 14,564</u>	<u>\$ (39,703)</u>

Deferred outflows of resources of \$13,460 related to OPEB resulting from contributions made subsequent to the measurement date will be recognized as a reduction of the net OPEB liability in the subsequent future reporting period. Other amounts reported as collective deferred outflows and deferred inflows of resources to be recognized in OPEB expense as follows:

<u>Year Ending June 30:</u>	<u>Deferred Outflows (Inflows) of Resources</u>
2022	\$ (13,975)
2023	(10,758)
2024	(9,746)
2025	(4,120)
<b>Total</b>	<u>\$ (38,599)</u>

***Changes in Assumptions and Benefit Terms Since the Measurement Date*** – There were no changes in assumptions or benefit terms between the measurement date and June 30, 2022.

**METROPOLITAN ATLANTA RAPID TRANSIT AUTHORITY**  
**Notes to the Financial Statements**  
**June 30, 2022**  
(Dollars in Thousands)

**13. EMPLOYEE BENEFITS** (continued)

Detailed information about the OPEB Plan fiduciary net position is listed below:

Investments	Valuation Measurement Method	2021
US Equities	Fair Value - Level 1	\$ 51,539
International Equities	Fair Value - Level 1	28,108
Domestic Bonds	Fair Value - Level 2	29,281
Short-Term Investments	Fair Value - Level 1	6,000
Total Assets		114,928
Liabilities		28
Net Asset Available for Benefits		<u>\$ 114,900</u>

**Annual Money-Weighted Rate of Return** 26.20%

**Concentration of Credit Risk** - The risk of loss that may be attributed to the magnitude of a government's investment in a single issuer. The OPEB Plan Investment Policy establishes a long-term strategic asset allocation that mitigates overall expected portfolio risk (volatility) and maximizes expected return. The plan does not limit the percentage of involvement in any single issuer.

**Custodial Credit Risk** - For an investment, custodial credit risk is the risk that, in the event of the failure of the counterparty, the OPEB Plan will not be able to recover deposits or will not be able to recover collateral securities that are in the possession of an outside party. Of the OPEB Plan's investments at June 30, 2021, all the securities are held by a trustee and are in the name of the OPEB Plan.

**Foreign Currency Risk** - The risk that changes in exchange rates will adversely impact the fair value of an investment. The OPEB Plan holds \$28,108 of investments that are exposed to this risk.

**Interest Rate Risk** - Is the risk that changes in interest rates will adversely affect the fair value of an investment. OPEB Trust adopted a long-term investment horizon such that the chances and duration of investment losses are carefully weighed against the long-term potential for appreciation of assets. The plan currently maintains the interest rate risk and consistent with its long-term investment horizon.

**Credit Risk** - Investments are subject to credit risk, which is the chance that an issuer will fail to pay principal or interest in a timely manner, or that negative perceptions of the issuer's ability to make these payments will cause price to decline. The tables above summarize the fair value of investments that are included in the restricted and unrestricted cash and investments and the related credit ratings. OPEB Plan maintains policies to manage credit risks, which include requiring minimum credit ratings issued by nationally recognized statistical rating organizations and maintaining diversified investments using target asset allocation ranges encompassing a long-term perspective.

**METROPOLITAN ATLANTA RAPID TRANSIT AUTHORITY**  
**Notes to the Financial Statements**  
**June 30, 2022**  
(Dollars in Thousands)

**14. FIDUCIARY - OTHER POST EMPLOYMENT BENEFITS(OPEB)**

**Statement of Fiduciary Net Position**  
**Other Post Employment Benefits other than Pensions (OPEB)**  
**For the Year Ended June 30, 2022**

	<u>Other Post Employment Benefits</u>
<b>ASSETS</b>	
<b>Investments at Fair Value:</b>	
Equities	\$ 83,851
Fixed Income	12,660
Short- term Investments	<u>2,353</u>
Total Investments	<u>98,864</u>
Total Assets	<u><u>\$ 98,864</u></u>
<b>LIABILITIES</b>	
Due to Brokers	<u>\$ 34</u>
Total Liabilities	<u>34</u>
<b>NET POSITION</b>	
Restricted for:	
Post Employment Benefits other than Pensions	<u>98,830</u>
Total Net Position	<u><u>98,830</u></u>
Total Liabilities and Net Position	<u><u>\$ 98,864</u></u>



**METROPOLITAN ATLANTA RAPID TRANSIT AUTHORITY**  
**Notes to the Financial Statements**  
**June 30, 2022**  
(Dollars in Thousands)

**14. FIDUCIARY - OTHER POST EMPLOYMENT BENEFITS(OPEB) (continued)**

**Statement of Changes in Fiduciary Net Position**  
**Other Post Employment Benefits other than Pensions**  
**For the Year Ended June 30, 2022**

	<b>Other Post Employment Benefits</b>
<b>ADDITIONS</b>	
Contributions:	
Employee	\$ 1,579
Employer	13,460
Total Contributions	15,039
Investment Income	
Interest and Dividends	1,487
Net Increase (Decrease) in Fair Value of Investments	(19,585)
Total Investment Earnings (Loss)	(18,098)
Less Investment Costs	
Investment Activity Costs	—
Net Investment Earnings (Loss)	(18,098)
Total Additions	(3,059)
<b>DEDUCTIONS</b>	
Medical, Dental, and Life Insurance for Retirees	13,039
Total Deductions	13,039
Net increase (decrease) in Fiduciary Net Position	(16,098)
<b>NET POSITION RESTRICTED</b>	
Net Position, July 1	114,928
Net Position, June 30	\$ 98,830

**METROPOLITAN ATLANTA RAPID TRANSIT AUTHORITY**  
**Notes to the Financial Statements**  
**June 30, 2022**  
(Dollars in Thousands)

**15. RISK MANAGEMENT**

MARTA is exposed to various risks of loss related to torts, theft of, damage to, or destruction of assets; errors or omissions; injuries to employees; or acts of God. MARTA is self-insured for workers' compensation claims up to \$2,500 per occurrence, automobile liability claims, public liability and property damage claims up to \$10,000 per occurrence. MARTA carries excess insurance coverage for amounts exceeding the self-insured retentions. For property insurance the limits over the self-insured retention are \$250,000 and for casualty insurance, the limits over the self-insured retention are \$150,000.

There have been no significant reductions in insurance coverage during the year ended June 30, 2022 and the amount of claims settlements did not exceed insurance coverage in any of the past three years.

The changes in the liabilities for self-insurance for the year ended June 30, 2022 were as follows:

	<b>Workers' Compensation</b>	<b>Public Liability and Property</b>	<b>Total</b>
Balance, June 30, 2020	\$ 28,469	\$ 30,767	\$ 59,236
Incurred claims, net of any changes in estimates	8,746	17,444	26,190
Payments	(9,718)	(10,799)	(20,517)
Balance, June 30, 2021	27,497	37,412	64,909
Incurred claims, net of any changes in estimates	9,886	8,425	18,311
Payments	(10,565)	(19,163)	(29,728)
Balance, June 30, 2022	<u>\$ 26,818</u>	<u>\$ 26,674</u>	<u>\$ 53,492</u>
Due within one year	<u>\$ 9,799</u>	<u>\$ 8,999</u>	<u>\$ 18,798</u>

Liabilities are reported when it is probable that a loss has occurred, and the amount of the loss can be reasonably estimated. Liabilities include an amount for claims that have been incurred but not reported and incremental claims adjustment expenses.

Claim liabilities are calculated considering the effects of inflation, recent claim settlement trends including frequency and amount of payouts, and other economic and social factors.

MARTA also provides employee health insurance which includes medical, vision, pharmacy drugs, dental, critical illness, and life insurance. All the medical plans have both specific and aggregate stop loss insurance coverage.

# METROPOLITAN ATLANTA RAPID TRANSIT AUTHORITY

## Notes to the Financial Statements

June 30, 2022

(Dollars in Thousands)

### 16. COMMITMENTS AND CONTINGENCIES

**Commitments** - MARTA's long-range plan provides for the planning, construction, financing, and operation of a rapid transit system in multiple phases, consisting of approximately 60 miles of double track and 45 stations, of which 47.6 miles and 38 stations were in service June 30, 2022. At June 30, 2022, MARTA was committed to future capital expenditures for various other projects including expansion efforts.

The FTA has provided most of the funds required to construct Phase A (13.7 miles) and Phase B (9.7 miles) of the system with four grants totaling approximately \$1,232,400 in federal funds. Additionally, FTA has provided \$290,318 in federal funds for Phase C (10.6 miles), \$133,400 for Phase D (10.3 miles), and \$370,189 for Phase E (3.0 miles). The remaining costs of the system has been financed through sales and use tax revenues, Sales Tax Revenue Bonds, and investment income.

FTA has also authorized other grant funds for the construction of a bus rapid transit (BRT) system, bus transit facilities, buses, replacement and rehabilitation of transit operating equipment, development work for construction support techniques, upgrading the fire protection system, renovation of the track system, and other purposes not directly related to the rail construction program.

MARTA plans to fund its committed projects through the unencumbered capital portion of its sales tax, future new bond proceeds, issuance of short-term variable rate debt, and federal and state capital grants.

Federal funding may vary per awarding agency and award type. However, most current grant awards are shared with 80% federal funding and a 20% local match.

MARTA also has lease and interest revenue and capital reserves available to supplement its needs.

**Contingencies** - MARTA is a defendant in several lawsuits relating to alleged personal injuries and alleged damages to property and business as a result of its operations. Claims have also been filed with MARTA that relate to disputes between MARTA and various contractors under contracts that MARTA had entered prior to FY2022. Claims that are measurable and probable have been reflected in the financial statements.

In addition, FTA periodically audits costs relating to the federal grants. Any costs that are ultimately determined to be non-allowable under the provisions of a federal capital grant will require funding from local funds. The outcome of the above matters is not presently determinable; however, management believes the ultimate resolution of these matters will not materially affect the financial statements of MARTA.

**Business Disruption** - In March 2020, the World Health Organization declared the coronavirus (COVID-19) outbreak to be a global pandemic. COVID-19 has impacted economic activity, financial markets globally and locally and has resulted in a decrease in passenger fare revenue for the Authority for fiscal years 2020 – 2022.

Since the onset of the pandemic, both bus and rail ridership are down significantly. However, Sales Tax revenue has remained constant, and expenses are in line with normal year-over-year growth. Although the State of Georgia and the metropolitan area remain open for business, there is the threat that the spread and mutation of the virus continue to represent a significant risk that operations could continue to be disrupted. To help mitigate the impact of the disruption in operations, MARTA carefully managed the COVID Relief funding received and has created comprehensive health and safety guidelines.

The extent to which COVID-19 impacts MARTA will depend on future developments, which are still highly uncertain and cannot be predicted. For the year ending June 30, 2022, MARTA experienced slightly higher ridership than budgeted but remains approximately 50% below pre-pandemic levels.

**METROPOLITAN ATLANTA RAPID TRANSIT AUTHORITY**  
**Notes to the Financial Statements**  
**June 30, 2022**  
(Dollars in Thousands)

**17. POLLUTION REMEDIATION OBLIGATION**

GASB Statement No.49, Accounting and Financial Reporting for Pollution Remediation Obligations, details the circumstances under which the estimated liability for remediation of the detrimental effects of existing pollution should be recorded in the financial statements.

MARTA has three active bus facilities and a closed maintenance facility at which underground fuel storage tanks have released fuel at various times in prior years. MARTA has for a number of years and continues to use various methods to remediate the effects of these releases.

In prior years, MARTA was named as a potentially responsible party (PRP) for the cleanup of the Crimes Landfill located in Gwinnett County, Georgia. However, during fiscal year 2013, MARTA paid \$240.3 to the Crimes Landfill Trust in return for release of any and all liabilities in regard to the site.

MARTA estimates that \$1,846 is its obligation to remediate the sites at the bus and maintenance facilities at June 30, 2022 which is included in other current liabilities on the Statement of Net Position.

**METROPOLITAN ATLANTA RAPID TRANSIT AUTHORITY**  
**Required Supplementary Information**  
**Schedule of Changes in the Net Pension Liability and Related Ratios**  
**Year Ended June 30, 2022**  
(Dollars in Thousands)

<u>UNION</u>	<b>2021</b>	<b>2020</b>	<b>2019</b>	<b>2018</b>	<b>2017</b>
<b>Total Pension Liability:</b>					
Service Cost	\$ 15,528	\$ 14,793	\$ 13,319	\$ 13,036	\$ 12,199
Interest	40,016	40,154	39,340	38,706	37,614
Change in Benefit Terms	—	—	—	—	—
Difference between Expected and Actual Experience	(951)	1,657	(4,694)	(10,361)	2,670
Change in Assumptions	13,517	—	—	5,898	1,051
Benefit Payments	(40,572)	(37,334)	(37,933)	(38,499)	(38,807)
Administrative Expense	(611)	(566)	(596)	(589)	(705)
Net Change in Total Pension Liability	\$ 26,927	\$ 18,704	\$ 9,436	\$ 8,191	\$ 14,022
<b>Total Pension Liability</b>					
Beginning of the Year	576,373	557,669	548,233	540,042	526,020
Net Increase (Decrease)	26,927	18,704	9,436	8,191	14,022
<b>Total Pension Liability End of the Year</b>	<b>\$ 603,300</b>	<b>\$576,373</b>	<b>\$557,669</b>	<b>\$548,233</b>	<b>\$540,042</b>
<b>Plan Fiduciary Net Position:</b>					
Employee Contributions	\$ 6,010	\$ 5,837	\$ 5,699	\$ 5,137	\$ 4,947
Employer Contributions	11,018	10,674	10,404	9,129	9,041
Members Buybacks	—	—	—	—	—
Net Investment Income	98,286	76,214	101,948	(26,423)	68,793
Benefits Payments	(40,572)	(37,334)	(37,933)	(38,499)	(38,807)
Administrative Expense	(611)	(566)	(596)	(589)	(705)
Other	—	—	—	—	—
Net Change in Plan Fiduciary Net Position	\$ 74,131	\$ 54,825	\$ 79,521	\$(51,245)	\$ 43,269
<b>Total Fiduciary Net Position</b>					
Beginning of the Year	645,680	590,855	511,334	562,578	519,309
Net Increase (Decrease)	74,132	54,825	79,521	(51,245)	43,269
<b>Total Plan Fiduciary Net Position End of the Year</b>	<b>\$ 719,812</b>	<b>\$645,680</b>	<b>\$590,855</b>	<b>\$511,334</b>	<b>\$562,578</b>
<b>Plan's Net Position Liability/(Asset)</b>	<b>\$(116,512)</b>	<b>\$(69,307)</b>	<b>\$(33,186)</b>	<b>\$ 36,899</b>	<b>\$(22,536)</b>
<b>Plan Fiduciary Net Position as % of TPL</b>	<b>119.3%</b>	<b>112.0%</b>	<b>106.0%</b>	<b>93.3%</b>	<b>104.2%</b>
<b>Covered Payroll</b>	<b>136,197</b>	<b>131,937</b>	<b>128,600</b>	<b>112,843</b>	<b>111,751</b>
<b>Plan's NPL as % of Covered Payroll</b>	<b>-85.6%</b>	<b>-52.5%</b>	<b>-25.8%</b>	<b>32.7%</b>	<b>-20.2%</b>

\* The years in the column headers represent the measurement period ending December 31.

**METROPOLITAN ATLANTA RAPID TRANSIT AUTHORITY**  
**Required Supplementary Information**  
**Schedule of Changes in the Net Pension Liability and Related Ratios**  
**Year Ended June 30, 2022**

(Dollars in Thousands)

<b>UNION</b>	<b>2016</b>	<b>2015</b>	<b>2014</b>	<b>2013</b>	<b>2012</b>
<b>Total Pension Liability:</b>					
Service Cost	\$11,677	\$11,476	\$11,099	\$11,004	\$ 9,870
Interest	38,448	35,684	35,109	34,672	34,932
Change in Benefit Terms	(1,180)	323	—	—	—
Difference between Expected and Actual Experience	(4,055)	(1,763)	(2,287)	(5,092)	(17,095)
Change in Assumptions	—	29,188	—	—	—
Benefit Payments	(38,031)	(36,727)	(35,123)	(33,491)	(30,075)
Administrative Expense	(928)	(851)	(588)	(553)	(549)
Net Change in Total Pension Liability	\$ 5,931	\$37,330	\$ 8,210	\$ 6,540	\$(2,917)
<b>Total Pension Liability</b>					
Beginning of the Year	520,089	482,759	474,549	468,009	470,926
Net Increase (Decrease)	5,931	37,330	8,210	6,540	(2,917)
<b>Total Pension Liability End of the Year</b>	<b>\$526,020</b>	<b>\$520,089</b>	<b>\$482,759</b>	<b>\$474,549</b>	<b>\$468,009</b>
<b>Plan Fiduciary Net Position:</b>					
Employee Contributions	\$ 4,828	\$ 4,719	\$ 4,392	\$ 4,812	\$ 4,521
Employer Contributions	8,807	8,630	8,077	8,839	6,218
Members Buybacks	—	—	—	—	—
Net Investment Income	41,493	(7,547)	31,954	84,100	47,576
Benefits Payments	(38,031)	(36,727)	(35,123)	(33,491)	(30,075)
Administrative Expense	(928)	(851)	(588)	(553)	(549)
Other	—	—	—	—	—
Net Change in Plan Fiduciary Net Position	\$16,169	\$(31,776)	\$ 8,713	\$63,707	\$27,691
<b>Total Fiduciary Net Position</b>					
Beginning of the Year	503,140	535,836	526,203	462,497	434,806
Net Increase (Decrease)	16,169	(32,696)	8,713	63,706	27,691
<b>Total Plan Fiduciary Net Position End of the Year</b>	<b>\$519,309</b>	<b>\$503,140</b>	<b>\$534,916</b>	<b>\$526,203</b>	<b>\$462,497</b>
<b>Plan's Net Position Liability (NPL)</b>	<b>\$ 6,712</b>	<b>\$16,948</b>	<b>\$(52,157)</b>	<b>\$(51,654)</b>	<b>\$ 5,512</b>
<b>Plan Fiduciary Net Position as % of TPL</b>	<b>98.7%</b>	<b>96.7%</b>	<b>110.8%</b>	<b>110.9%</b>	<b>98.8%</b>
<b>Covered Payroll</b>	<b>108,865</b>	<b>106,678</b>	<b>99,587</b>	<b>109,119</b>	<b>105,030</b>
<b>Plan's NPL as % of Covered Payroll</b>	<b>6.2%</b>	<b>15.9%</b>	<b>-52.4%</b>	<b>-47.3%</b>	<b>5.2%</b>

\* The years in the column headers represent the measurement period ending December 31.

\*\* This is a 10-year schedule information. Information for additional years will be displayed as it becomes available.

**METROPOLITAN ATLANTA RAPID TRANSIT AUTHORITY**  
**Required Supplementary Information**  
**Schedule of Changes in the Net Pension Liability and Related Ratios**  
**Year Ended June 30, 2022**  
(Dollars in Thousands)

<b>NON-REP</b>					
<b>Total Pension Liability:</b>	<b>2021</b>	<b>2020</b>	<b>2019</b>	<b>2018</b>	<b>2017</b>
Service Cost	\$ 3,708	\$ 4,240	\$ 4,471	\$ 5,136	\$ 4,747
Interest	28,706	28,372	28,832	29,002	30,292
Change in Benefit Terms	10,400	—	—	1,000	2,800
Difference between Expected and Actual Experience	2,000	(2,105)	2,785	(118)	4,409
Change in Assumptions	—	12,234	36,094	—	26,064
Benefit Payments	(36,377)	(35,903)	(37,291)	(37,643)	(36,647)
Administrative Expense	—	—	—	—	—
Net Change in Total Pension Liability	<u>\$ 8,437</u>	<u>\$ 6,838</u>	<u>\$34,891</u>	<u>\$(2,623)</u>	<u>\$31,665</u>
<b>Total Pension Liability</b>					
Beginning of the Year	536,167	529,329	494,438	497,061	465,396
Net Increase (Decrease)	<u>8,437</u>	<u>6,838</u>	<u>34,891</u>	<u>(2,622)</u>	<u>31,665</u>
<b>Total Pension Liability End of the Year</b>	<u><b>\$544,604</b></u>	<u><b>\$536,167</b></u>	<u><b>\$529,329</b></u>	<u><b>\$494,438</b></u>	<u><b>\$497,061</b></u>
<b>Plan Fiduciary Net Position:</b>					
Employee Contributions	\$ 1,708	\$ 1,990	\$ 2,250	\$ 2,424	\$ 2,533
Employer Contributions	15,629	15,146	19,493	19,434	13,540
Members Buybacks	88	17	29	20	48
Net Investment Income	56,215	55,668	68,425	(22,247)	63,383
Benefits Payments	(36,377)	(35,903)	(37,291)	(37,643)	(36,647)
Administrative Expense	(266)	(378)	(361)	(263)	(275)
Other	1	—	1	9	1
Net Change in Plan Fiduciary Net Position	<u>\$36,998</u>	<u>\$36,540</u>	<u>\$52,546</u>	<u>\$(38,265)</u>	<u>\$42,583</u>
<b>Total Fiduciary Net Position</b>					
Beginning of the Year	468,500	431,960	379,414	417,679	375,096
Net Increase (Decrease)	<u>36,998</u>	<u>36,540</u>	<u>52,546</u>	<u>(38,265)</u>	<u>42,583</u>
<b>Total Plan Fiduciary Net Position End of the Year</b>	<u><b>\$505,496</b></u>	<u><b>\$468,500</b></u>	<u><b>\$431,960</b></u>	<u><b>\$379,414</b></u>	<u><b>\$417,679</b></u>
<b>Plan's Net Position Liability (NPL)</b>	<u><b>\$39,108</b></u>	<u><b>\$67,667</b></u>	<u><b>\$97,369</b></u>	<u><b>\$115,024</b></u>	<u><b>\$79,382</b></u>
<b>Plan Fiduciary Net Position as % of TPL</b>	<u><b>92.8%</b></u>	<u><b>87.4%</b></u>	<u><b>81.6%</b></u>	<u><b>76.7%</b></u>	<u><b>84.0%</b></u>
<b>Covered Payroll</b>	<u><b>22,563</b></u>	<u><b>25,303</b></u>	<u><b>28,998</b></u>	<u><b>31,145</b></u>	<u><b>34,571</b></u>
<b>Plan's NPL as % of Covered Payroll</b>	<u><b>173.3%</b></u>	<u><b>267.4%</b></u>	<u><b>335.8%</b></u>	<u><b>369.3%</b></u>	<u><b>229.6%</b></u>

\* The years in the column headers represent the measurement period ending December 31.

**METROPOLITAN ATLANTA RAPID TRANSIT AUTHORITY**  
**Required Supplementary Information**  
**Schedule of Changes in the Net Pension Liability and Related Ratios**  
**Year Ended June 30, 2022**  
(Dollars in Thousands)

**NON-REP**

<b>Total Pension Liability:</b>	<b>2016</b>	<b>2015</b>	<b>2014</b>	<b>2013</b>	<b>2012</b>
Service Cost					
Interest	5,656	6,051	5,602	5,994	7,358
Change in Benefit Terms	32,430	31,569	31,475	30,517	31,878
Difference between Expected and Actual Experience	(37,000)	—	—	—	(26,143)
Change in Assumptions	1,987	9,181	4,158	(1,032)	2,452
Benefit Payments	15,000	—	15,914	10,648	11,228
Administrative Expense	(33,470)	(34,383)	(34,023)	(31,084)	(27,986)
<b>Net Change in Total Pension Liability</b>	<b>\$(15,397)</b>	<b>\$ 12,418</b>	<b>\$ 23,126</b>	<b>\$ 15,043</b>	<b>\$ (1,213)</b>
<b>Total Pension Liability</b>					
Beginning of the Year	480,793	468,375	445,249	430,206	431,419
Net Increase (Decrease)	(15,397)	12,418	23,126	15,043	(1,213)
<b>Total Pension Liability End of the Year</b>	<b>\$465,396</b>	<b>\$480,793</b>	<b>\$468,375</b>	<b>\$445,249</b>	<b>\$430,206</b>
<b>Plan Fiduciary Net Position:</b>					
Employee Contributions	\$ 2,626	\$ 2,818	\$ 2,902	\$ 3,389	\$ 3,416
Employer Contributions	26,339	20,114	20,623	21,619	24,036
Members Buybacks	55	82	44	90	31
Net Investment Income	22,568	(2,994)	19,772	66,798	33,194
Benefits Payments	(33,470)	(34,383)	(34,023)	(31,084)	(27,986)
Administrative Expense	(231)	(245)	(227)	(351)	(1,315)
Other	133	9	10	341	415
<b>Net Change in Plan Fiduciary Net Position</b>	<b>\$ 18,020</b>	<b>\$(14,598)</b>	<b>\$ 9,102</b>	<b>\$ 60,801</b>	<b>\$ 31,790</b>
<b>Total Fiduciary Net Position</b>					
Beginning of the Year	357,076	371,675	362,573	301,771	269,981
Net Increase (Decrease)	18,020	(14,598)	9,102	60,802	31,790
<b>Total Plan Fiduciary Net Position End of the Year</b>	<b>\$375,096</b>	<b>\$357,076</b>	<b>\$371,675</b>	<b>\$362,573</b>	<b>\$301,771</b>
<b>Plan's Net Position Liability (NPL)</b>	<b>\$90,300</b>	<b>\$123,717</b>	<b>\$96,701</b>	<b>\$82,676</b>	<b>\$128,435</b>
<b>Plan Fiduciary Net Position as % of TPL</b>	<b>80.6%</b>	<b>74.3%</b>	<b>79.4%</b>	<b>81.4%</b>	<b>70.1%</b>
<b>Covered Payroll</b>	<b>38,966</b>	<b>42,301</b>	<b>45,099</b>	<b>45,668</b>	<b>49,338</b>
<b>Plan's NPL as % of Covered Payroll</b>	<b>231.7%</b>	<b>292.5%</b>	<b>214.4%</b>	<b>181.0%</b>	<b>260.3%</b>

\* The years in the column headers represent the measurement period ending December 31.



**METROPOLITAN ATLANTA RAPID TRANSIT AUTHORITY**  
**Required Supplementary Information**  
**Schedule of Changes in the Net Pension Liability and Related Ratios**  
**Year Ended June 30, 2022**  
(Dollars in Thousands)

**UNION**

	<b>2022</b>	<b>2021</b>	<b>2020</b>
<b>Actuarial Assumptions:</b>			
Investment Rate of Return	7.00%	7.25%	7.25%
Inflation	2.50%	2.50%	2.50%
<b>Projected Salary Increases:</b>			
Cost of Living	None	None	None
Merit or Seniority	1.00% per year	1.00% per year	1.00% year
<b>Mortality Assumptions:</b>			
Healthy	RP-2014 Mortality for Healthy Lives with fully generational using 1/2 of Scale MP-2016 set forward by 1 year	RP-2014 Mortality for Healthy Lives with fully generational using 1/2 of Scale MP-2016 set forward by 1 year	RP-2014 Mortality for Healthy Lives with fully generational using 1/2 of Scale MP-2016 set forward by 1 year
Disabled	RP-2014 Mortality for Disabled Lives with fully generational using 1/2 of Scale MP-2016	RP-2014 Mortality for Disabled Lives with fully generational using 1/2 of Scale MP-2016	RP-2014 Mortality for Disabled Lives with fully generational using 1/2 of Scale MP-2016

**NON-REP**

	<b>2022</b>	<b>2021</b>	<b>2020</b>
<b>Actuarial Assumptions:</b>			
Investment Rate of Return	5.50%	5.50%	5.50%
Inflation	2.25%	2.00%	2.25%
<b>Mortality Assumptions:</b>			
Healthy	RP-2014 Mortality for Healthy Annuitant Mortality Tables separated by sex, Projection Scale MP-2019, fully generational	RP-2014 Mortality for Healthy Annuitant Mortality Tables separated by sex, Projection Scale MP-2019, fully generational	RP-2014 Mortality for Healthy Annuitant Mortality Tables separated by sex, Projection Scale MP-2019, fully generational
Disabled	None. No future mortality improvement was projected	None. No future mortality improvement was projected	None. No future mortality improvement was projected

**METROPOLITAN ATLANTA RAPID TRANSIT AUTHORITY**  
**Required Supplementary Information**  
**Schedule of Changes in the Net Pension Liability and Related Ratios**  
**Year Ended June 30, 2022**

**UNION**

(Dollars in Thousands)

	2019	2018	2017
<b>Actuarial Assumptions:</b>			
Investment Rate of Return	7.25%	7.25%	6.70%
Inflation	2.50%	2.10%	2.80%
Projected Salary Increases:	None	None	3.00%
Cost of Living	1.00% per year	1.00% per year	1.00% per year
Merit or Seniority			
<b>Mortality Assumptions:</b>			
Healthy	RP-2014 Employee and Healthy Annuitant Mortality Tables separated by sex, Projection Scale MP-2016, fully generational.	RP-2000 Combined Health Mortality Tables separated by Sex, Project Scale BB to valuation date.	RP-2000 Combined Health Mortality Tables separated by Sex, Project Scale BB to valuation date.
Disabled	RP-2014 Mortality for Disabled Lives with fully generational using 1/2 of Scale MP-2016	RP-2014 Blue Collar Mortality Table using 1/2 of Scale MP-2016	RP-2014 Blue Collar Mortality Table using 1/2 of Scale MP-2014

**NON-REP**

	2019	2018	2017
<b>Actuarial Assumptions:</b>			
Investment Rate of Return	6.00%	6.00%	6.70%
Inflation	2.50%	2.50%	2.50%
<b>Mortality Assumptions:</b>			
Healthy	RP-2014 Employee and Healthy Annuitant Mortality Tables separated by sex, Projection Scale MP-2016, fully generational.	RP-2000 Combined Health Mortality Tables separated by Sex, Project Scale BB to valuation date.	RP-2000 Combined Health Mortality Tables separated by Sex, Project Scale BB to valuation date.
Disabled	RP-2014 Employee and Healthy Annuitant Mortality Tables separated by Sex, Projection Scale BB to valuation date.	RP-2014 Employee and Healthy Annuitant Mortality Tables separated by Sex, Projection Scale BB to valuation date.	None. No future mortality improvement was projected

**METROPOLITAN ATLANTA RAPID TRANSIT AUTHORITY**  
**Required Supplementary Information**  
**Schedule of Employer Contributions - Pension**  
**Year Ended June 30, 2022**  
(Dollars in Thousands)

**UNION**

<b>FISCAL YEAR ENDED JUNE 30</b>	<b>2022</b>	<b>2021</b>	<b>2020</b>	<b>2019</b>	<b>2018</b>
<b>Contributions</b>					
Actuarially Determined Contribution	\$ 9,853	\$ 11,189	\$ 10,257	\$ 9,812	\$ 9,278
Actual Employer Contributions	<u>9,853</u>	<u>11,489</u>	<u>10,257</u>	<u>9,812</u>	<u>9,278</u>
Contribution Deficiency (Excess)	<u>—</u>	<u>(300)</u>	<u>—</u>	<u>—</u>	<u>—</u>
Covered Payroll	<u>\$121,793</u>	<u>\$138,306</u>	<u>\$126,792</u>	<u>\$121,284</u>	<u>\$114,680</u>
Actual Contributions as % of Covered Payroll	8.09%	8.31%	8.09%	8.09%	8.09%

**NON-REP**

<b>FISCAL YEAR ENDED JUNE 30</b>	<b>2022</b>	<b>2021</b>	<b>2020</b>	<b>2019</b>	<b>2018</b>
<b>Contributions</b>					
Actuarially Determined Contribution	\$ 9,147	\$ 12,853	\$ 15,741	\$ 14,664	\$ 13,181
Actual Employer Contributions	<u>11,266</u>	<u>17,967</u>	<u>16,899</u>	<u>17,647</u>	<u>17,158</u>
Contribution Deficiency (Excess)	<u>(2,119)</u>	<u>(5,114)</u>	<u>(1,158)</u>	<u>(2,983)</u>	<u>(3,977)</u>
Covered Payroll	<u>\$22,339</u>	<u>\$25,124</u>	<u>\$28,673</u>	<u>\$31,425</u>	<u>\$34,157</u>
Actual Contributions as % of Covered Payroll	50.43%	71.51%	58.94%	56.16%	50.23%

\*Based on a blend of the overlapping Calendar Year results. The 6/30/2017 through 6/30/2022 results are based on the unaudited cash statements for the preceding 12 months and the applicable contribution rate.

**METROPOLITAN ATLANTA RAPID TRANSIT AUTHORITY**  
**Required Supplementary Information**  
**Schedule of Employer Contributions - Pension**  
**Year Ended June 30, 2022**

(Dollars in Thousands)

**UNION**

<b>FISCAL YEAR ENDED JUNE 30</b>	<b>2017</b>	<b>2016</b>	<b>2015</b>	<b>2014</b>	<b>2013</b>
<b>Contributions</b>					
Actuarially Determined Contribution	\$8,924	\$ 8,719	\$ 8,729	\$ 7,510	\$ 7,064
Actual Employer Contributions	8,924	8,719	8,354	8,458	7,528
Contribution Deficiency (Excess)	—	—	375	(948)	(464)
Covered Payroll	<u>\$110,308</u>	<u>\$107,772</u>	<u>\$103,133</u>	<u>\$104,353</u>	<u>\$107,074</u>
Actual Contributions as % of Covered Payroll	8.09%	8.09%	8.10%	8.11%	7.03%

**NON-REP**

<b>FISCAL YEAR ENDED JUNE 30</b>	<b>2017</b>	<b>2016</b>	<b>2015</b>	<b>2014</b>	<b>2013</b>
<b>Contributions</b>					
Actuarially Determined Contribution	\$19,787	\$23,211	\$18,296	\$18,646	\$22,947
Actual Employer Contributions	24,346	19,787	20,369	21,121	22,827
Contribution Deficiency (Excess)	<u>\$(4,559)</u>	<u>3,424</u>	<u>(2,073)</u>	<u>(2,475)</u>	<u>120</u>
Covered Payroll	<u>\$ 38,231</u>	<u>\$ 43,402</u>	<u>\$ 43,700</u>	<u>\$ 45,384</u>	<u>\$ 47,503</u>
Actual Contributions as % of Covered Payroll	63.68%	45.59%	46.61%	46.54%	48.05%

\*Based on a blend of the overlapping Calendar Year results. The 6/30/2017 through 6/30/2022 results are based on the unaudited cash statements for the preceding 12 months and the applicable contribution rate.

**METROPOLITAN ATLANTA RAPID TRANSIT AUTHORITY**  
**Required Supplementary Information**  
**Schedule of Changes in Net OPEB Liability and Related Ratios**  
**Year Ended June 30, 2022**  
(Dollars in Thousands)

	2021	2020	2019	2018	2017
<b>Total OPEB Liability:</b>					
Service Cost (BOY)	\$ 7,005	\$ 7,150	\$ 6,915	\$ 6,751	\$ 6,521
Interest	14,532	14,137	14,396	14,133	15,259
Change in Benefit Terms	—	—	5,114	—	—
Difference between Expected and Actual Experience	(18,372)	(3,975)	(19,310)	(265)	(7,362)
Change in Assumptions	(9,211)	—	3,956	—	(15,402)
Benefit Payments	(11,997)	(11,526)	(15,009)	(17,020)	15,335
Administrative Expense	—	—	—	—	—
Net Change in Total OPEB Liability	<u>\$ (18,043)</u>	<u>\$ 5,786</u>	<u>\$ (3,938)</u>	<u>\$ 3,599</u>	<u>\$ (16,319)</u>
<b>Total OPEB Liability</b>					
Beginning of the Year	200,589	194,803	198,741	195,143	211,461
Net Increase (Decrease)	<u>(18,043)</u>	<u>5,786</u>	<u>(3,938)</u>	<u>3,599</u>	<u>(16,319)</u>
<b>End of the Year</b>	<u><u>\$ 182,546</u></u>	<u><u>\$ 200,589</u></u>	<u><u>\$ 194,803</u></u>	<u><u>\$ 198,741</u></u>	<u><u>\$ 195,142</u></u>
<b>Plan Fiduciary Net Position:</b>					
Employer Contributions	\$ 14,997	\$ 14,526	\$ 18,009	\$ 20,020	\$ 20,772
Active Employee Contributions *	—	—	—	—	—
Net Investment Income	23,212	2,632	4,103	5,265	6,867
Benefit Payments	(11,997)	(11,526)	(15,009)	(17,020)	(15,335)
Administrative Expense	—	—	—	—	—
Net Change in Plan Fiduciary Net Position	<u>\$ 26,212</u>	<u>\$ 5,632</u>	<u>\$ 7,103</u>	<u>\$ 8,265</u>	<u>\$ 12,304</u>
<b>Total Fiduciary Net Position</b>					
Beginning of the Year	88,688	83,056	75,953	67,688	55,384
Net Increase (Decrease)	<u>26,212</u>	<u>5,632</u>	<u>7,103</u>	<u>8,265</u>	<u>12,304</u>
<b>End of the Year</b>	<u><u>\$ 114,900</u></u>	<u><u>\$ 88,688</u></u>	<u><u>\$ 83,056</u></u>	<u><u>\$ 75,953</u></u>	<u><u>\$ 67,688</u></u>
<b>Plan's Net Position Liability (NPL)</b>	<u>\$ 67,646</u>	<u>\$ 111,901</u>	<u>\$ 111,747</u>	<u>\$ 122,788</u>	<u>\$ 127,455</u>
Plan Fiduciary Net Position as % of TOL Covered Employee Payroll	62.9%	44.2%	42.6%	38.2%	34.7%
<b>Plan's NPL as % of Covered Employee Payroll</b>	51.3%	51.1%	52.8%	62.4%	67.4%

\*Active employees do not contribute to the OPEB Plan.

\*\*The year in the column header represents the measurement period ending June 30<sup>th</sup>.

\*\*\* This is a 10-year schedule. Information for additional years will be displayed as it becomes available.

Notes to Schedule – Changes in benefits and assumptions: In FY22, the discount rate used to calculate liabilities has been decreased from 7.0% to 6.5%. The health care trend rate starting point increased from 7.50% to 8.50%. Mortality rates for the Non-Represented Plan have been updated. Spousal coverage election rate has been reduced from 70% to 50%.

**METROPOLITAN ATLANTA RAPID TRANSIT AUTHORITY**  
**Required Supplementary Information**  
**Schedule of Employer Contributions - OPEB**  
**Year Ended June 30, 2022**  
(Dollars in Thousands)

<b>FISCAL YEAR ENDING</b>	<b>2022</b>	<b>2021</b>	<b>2020</b>	<b>2019</b>	<b>2018</b>	<b>2017</b>
<b>Contributions</b>						
Actuarially Determined Contributions	\$14,997	\$15,002	\$14,526	\$18,009	\$20,020	\$20,772
Employer Contributions (ERC)	14,997	15,002	14,526	18,009	20,020	20,772
Contributions (Excess)/ Deficiency	—	—	—	—	—	—
Covered Employee Payroll	\$199,039	\$ 223,839	\$ 219,089	\$ 211,603	\$196,714	\$ 189,100
ERC as % of Covered Employee Payroll	7.53 %	6.70 %	6.63 %	8.51 %	10.18 %	10.98%

\*\*This is a 10-year schedule. Information for additional years will be displayed as it becomes available.

**Notes to Schedule:**

Valuation Date:	June 30, 2020, rolled forward to June 30, 2021
Discount Rate:	6.5%
Investment Rate of Return:	6.5%
Inflation Rate:	2.50%
Healthcare Cost Trend:	8.50% for PY 2021-22 and decreases to an ultimate rate of 5.0% by PY 2031-32

**METROPOLITAN ATLANTA RAPID TRANSIT AUTHORITY**  
**Required Supplemental Information**  
**Combining Schedule of Fiduciary Net Position**  
**Year Ended June 30, 2022**  
(Dollars in Thousands)

	<b>Total</b>	<b>Defined Benefit Pension Rep</b>	<b>Defined Benefit Pension Non-Rep</b>	<b>Other Post Employee Benefits</b>
<b>ASSETS</b>				
<b>Receivables:</b>				
Employee Contributions	\$ 279	\$ 245	\$ 34	\$ —
Employer Contributions	824	446	378	—
Due from Brokers	3,279	81	3,198	—
Accrued Investment Income	1,172	442	730	—
Total Receivables	<u>5,554</u>	<u>1,214</u>	<u>4,340</u>	<u>—</u>
<b>Investments at Fair Value:</b>				
Equities	558,514	167,163	307,500	83,851
Partnerships	18,340	18,340	—	—
Mutual Funds	429,237	429,237	—	—
Fixed Income	270,360	88,080	169,620	12,660
Real Estate Funds	26,241	—	26,241	—
Derivatives	77	—	77	—
Short- term Investments	29,188	13,429	13,406	2,353
Total Investments	<u>1,331,957</u>	<u>716,249</u>	<u>516,844</u>	<u>98,864</u>
Total Assets	<u>\$ 1,337,511</u>	<u>\$ 717,463</u>	<u>\$ 521,184</u>	<u>\$ 98,864</u>
<b>LIABILITIES</b>				
Accounts Payable	\$ 631	\$ 306	\$ 325	\$ —
Due to Brokers	16,008	611	15,363	34
Total Liabilities	<u>16,639</u>	<u>917</u>	<u>15,688</u>	<u>34</u>
<b>NET POSITION</b>				
Restricted for:				
Pensions	1,222,042	716,546	505,496	—
Post Employment Benefits other than Pensions	98,830	—	—	98,830
Total Net Position	<u>1,320,872</u>	<u>716,546</u>	<u>505,496</u>	<u>98,830</u>
Total Liabilities and Net Position	<u>\$ 1,337,511</u>	<u>\$ 717,463</u>	<u>\$ 521,184</u>	<u>\$ 98,864</u>

**METROPOLITAN ATLANTA RAPID TRANSIT AUTHORITY**  
**Required Supplemental Information**  
**Combining Schedule of Changes in Fiduciary Net Position**  
**Year Ended June 30, 2022**  
(Dollars in Thousands)

	<b>Total</b>	<b>Defined Benefit Pension Rep</b>	<b>Defined Benefit Pension Non-Rep</b>	<b>Other Post Employee Benefits</b>
<b>ADDITIONS</b>				
Contributions:				
Employee	\$ 9,385	\$ 6,010	\$ 1,796	\$ 1,579
Employer	40,107	11,019	15,628	13,460
Total Contributions	<u>49,492</u>	<u>17,029</u>	<u>17,424</u>	<u>15,039</u>
Investment Income				
Interest and Dividends	12,281	6,716	4,078	1,487
Net Increase (Decrease) in Fair Value of Investments	123,073	90,194	52,464	(19,585)
Real Estate Income	907	—	907	—
Securities Lending Income	43	—	43	—
Total Investment Earnings (Loss)	<u>136,304</u>	<u>96,910</u>	<u>57,492</u>	<u>(18,098)</u>
Less Investment Costs				
Investment Activity Costs	(3,152)	(1,890)	(1,262)	—
Securities Lending Costs	(15)	—	(15)	—
Net Investment Earnings (Loss)	<u>133,137</u>	<u>95,020</u>	<u>56,215</u>	<u>(18,098)</u>
Total Additions	<u>182,629</u>	<u>112,049</u>	<u>73,639</u>	<u>(3,059)</u>
<b>DEDUCTIONS</b>				
Benefits Paid to Participants or Beneficiaries	76,949	40,572	36,377	—
Medical, Dental, and Life Insurance for Retirees	13,039	—	—	13,039
Administrative Expenses	877	611	266	—
Total Deductions	<u>90,865</u>	<u>41,183</u>	<u>36,643</u>	<u>13,039</u>
Net increase (Decrease) in Fiduciary Net Position	91,764	70,866	36,996	(16,098)
<b>NET POSITION RESTRICTED</b>				
Net Position, July 1	1,229,108	645,680	468,500	114,928
Net Position, June 30	<u>\$ 1,320,872</u>	<u>\$ 716,546</u>	<u>\$ 505,496</u>	<u>\$ 98,830</u>



**METROPOLITAN ATLANTA RAPID TRANSIT AUTHORITY**  
**Supplemental Schedule of Revenues and Expenses**  
**Budget vs. Actual (Budget Basis)**  
**Year Ended June 30, 2022**

(Dollars in Thousands)

	<u>Budget</u>	<u>Actual (Budget Basis)</u>	<u>Variance Favorable/ (Unfavorable)</u>
<b>Operating Revenues</b>			
Fare Revenue	\$ 62,352	\$ 64,951	\$ 2,599
Other Revenue	7,990	7,009	(981)
Total Operating Revenues	<u>70,342</u>	<u>71,960</u>	<u>1,618</u>
<b>Operating Expenses</b>			
Transportation	265,808	227,844	37,964
Maintenance & Garage Operations	178,307	172,956	5,351
General and Administrative	112,948	72,126	40,822
Total Operating Expenses	<u>557,063</u>	<u>472,926</u>	<u>84,137</u>
<b>Operating Loss</b>	(486,721)	(400,966)	85,755
<b>Nonoperating Revenues</b>			
Sales and Use Tax	557,799	669,133	111,334
Federal Operating Revenue	186,400	249,769	63,369
Investment Income	4,300	12,168	7,868
Other Revenues	34,816	55,743	20,927
	<u>783,315</u>	<u>986,813</u>	<u>203,498</u>
<b>Increase in Net Position- Budget Basis</b>	<u>\$ 296,594</u>	<u>\$ 585,847</u>	<u>\$ 289,253</u>
<b>Basis Differences</b>			
Depreciation		(251,704)	
Gain on Sales of Property and Equipment		325	
Interest Expense		(77,362)	
Amortization of Financing Related Charges		5,455	
Other - Nonoperating Expense		(72,700)	
Capital Grants and Contributions		62,748	
Net Lease Transaction Activity		(2,195)	
Increase in Net Position - GAAP Basis		<u>\$ 250,414</u>	

See notes to supplemental schedule

**METROPOLITAN ATLANTA RAPID TRANSIT AUTHORITY**  
**Notes to the Supplemental Schedule**  
**Year Ended June 30, 2022**

(Dollars in Thousands)

**1. BUDGETARY HIGHLIGHTS**

MARTA adopts its Operating and Capital Budget in June of each year. Once adopted, total budgeted revenues and/or expenses cannot change. Operating revenue performed favorable to the budget, ending the year \$1,618 (2.30%) more than budget due to the increase in ridership after the prolonged adverse impact of COVID-19. Nonoperating revenues were \$203,498 (25.98%) favorable to the budget. The largest favorable variance was Sales and Use Tax which was \$111,334 more than budgeted. MARTA continued a number of cost containment measures in fiscal year 2022 by focusing on increasing productivity and efficiencies while reducing cost. The fiscal year 2022 total operating expenses were \$472,926 which excludes depreciation. This was \$84,137 (15.10%) less than the fiscal year 2022 budget, which was \$862 (0.15%) less than the previous year's budget.

STATISTICAL

INTENTIONALLY LEFT BLANK

# STATISTICAL SECTION - Unaudited

This section of the Annual Comprehensive Financial Report presents detailed information as a context for understanding what the information in the financial statements, note disclosures and required supplementary information say about the Authority's overall financial health.

	<b><u>Schedules</u></b>
<b>FINANCIAL TRENDS</b>	<a href="#"><u>95-101</u></a>
These schedules contain trend information to help the reader understand how the Authority's financial performance and well-being have changed over time.	
<b>REVENUE CAPACITY</b>	<a href="#"><u>105-107</u></a>
These schedules contain information to help the reader assess the Authority's sources of revenue especially the most significant revenue source, the sales and use tax.	
<b>DEBT CAPACITY</b>	<a href="#"><u>111-115</u></a>
These schedules present information to help the reader assess the affordability of the Authority's current levels of outstanding debt and the Authority's ability to issue additional debt in the future.	
<b>DEMOGRAPHIC &amp; ECONOMIC INFORMATION</b>	<a href="#"><u>119-122</u></a>
These schedules offer demographic and economic indicators to help the reader understand the environment within which the Authority's financial activities take place.	
<b>OPERATING INFORMATION</b>	<a href="#"><u>125-131</u></a>
These schedules contain service and infrastructure data to help the reader understand how the information in the Authority's financial report relates to the services the Authority provides and the activities it performs.	
<b>SOURCES</b>	
Unless otherwise noted, the information in these schedules is derived from the annual comprehensive financial reports for the relevant year.	

INTENTIONALLY LEFT BLANK

# FINANCIAL TRENDS

INTENTIONALLY LEFT BLANK



# Condensed Summary of Net Position

Last Ten Fiscal Years  
(Dollars in Millions)

	2022	2021	2020	2019	2018	2017	2016	2015	2014	2013
<b>ASSETS:</b>										
Current and Other Assets	\$ 1,456	\$ 1,386	\$ 1,336	\$ 1,061	\$ 955	\$ 1,253	\$ 1,086	\$ 1,161	\$ 1,033	\$ 1,039
Capital Assets	3,084	3,059	3,057	3,004	2,883	2,871	2,966	3,049	3,056	3,028
Net Pension Assets	117	69	33	-	23	-	-	53	-	-
Derivative Assets	-	1	-	-	-	-	-	-	-	-
Other	-	-	-	-	-	-	-	2	-	-
<b>Total Assets</b>	<b>4,657</b>	<b>4,515</b>	<b>4,426</b>	<b>4,065</b>	<b>3,861</b>	<b>4,124</b>	<b>4,052</b>	<b>4,265</b>	<b>4,089</b>	<b>4,067</b>
<b>DEFERRED OUTFLOWS OF RESOURCES</b>										
Hedging	-	-	1	-	-	-	-	2	-	4
Pension	24	23	44	101	89	110	-	41	-	-
OPEB	14	20	22	18	20	-	-	-	-	-
Debt Refunding	39	32	26	29	31	21	25	10	12	16
<b>Total Deferred Outflows of Resources</b>	<b>77</b>	<b>75</b>	<b>93</b>	<b>148</b>	<b>140</b>	<b>131</b>	<b>153</b>	<b>53</b>	<b>12</b>	<b>20</b>
<b>Total Assets and Deferred Outflows of Resources</b>	<b>4,734</b>	<b>4,590</b>	<b>4,519</b>	<b>4,213</b>	<b>4,001</b>	<b>4,255</b>	<b>4,205</b>	<b>4,318</b>	<b>4,101</b>	<b>4,087</b>
<b>LIABILITIES:</b>										
Long-term Debt Outstanding	2,287	2,657	2,732	2,444	2,361	2,345	2,176	2,132	1,792	1,881
Current and Other Liabilities	310	351	341	334	294	532	536	693	884	747
Derivative Liability	-	-	1	-	-	-	-	2	-	-
Net Pension Liability	39	68	97	152	79	97	141	96	-	-
Net OPEB Liability	68	112	112	123	128	1	1	1	-	-
<b>Total Liabilities</b>	<b>2,704</b>	<b>3,188</b>	<b>3,283</b>	<b>3,053</b>	<b>2,862</b>	<b>2,975</b>	<b>2,854</b>	<b>2,924</b>	<b>2,676</b>	<b>2,628</b>
<b>DEFERRED INFLOWS OF RESOURCES</b>										
Hedging	-	1	-	-	333	-	-	-	-	-
Lease	325	12	13	15	16	-	-	-	-	-
Pension	132	94	59	9	50	9	3	2	-	-
OPEB	40	15	23	15	20	-	-	-	-	-
<b>Total Deferred Inflows of Resources</b>	<b>497</b>	<b>122</b>	<b>95</b>	<b>39</b>	<b>419</b>	<b>9</b>	<b>3</b>	<b>2</b>	<b>-</b>	<b>-</b>
<b>Total Liabilities and Deferred Inflows of Resources</b>	<b>3,201</b>	<b>3,310</b>	<b>3,378</b>	<b>3,092</b>	<b>3,281</b>	<b>2,984</b>	<b>2,857</b>	<b>2,926</b>	<b>2,676</b>	<b>2,628</b>
<b>NET POSITION:</b>										
Net Investment in Capital Assets	778	673	623	810	774	222	503	478	647	654
Restricted	77	74	66	62	54	936	857	929	789	788
Unrestricted	678	533	452	249	224	113	(12)	(14)	(11)	17
<b>TOTAL NET POSITION</b>	<b>\$ 1,533</b>	<b>\$ 1,280</b>	<b>\$ 1,141</b>	<b>\$ 1,121</b>	<b>\$ 1,052</b>	<b>\$ 1,271</b>	<b>\$ 1,348</b>	<b>\$ 1,393</b>	<b>\$ 1,425</b>	<b>\$ 1,459</b>

# Summary of Revenues, Expenses and Changes in Net Position

Last Ten Fiscal Years

(Dollars in Millions)

FINANCIAL TRENDS

STATISTICAL SECTION

2022 Annual Comprehensive Financial Report Year Ended June 30, 2022

	2022 <sup>(1)</sup>	2021 <sup>(1)</sup>	2020 <sup>(1)</sup>	2019	2018	2017	2016	2015	2014	2013
<b>Operating Revenues</b>										
Fare Revenues	\$65	\$52	\$102	\$133	\$138	\$138	\$141	\$146	\$140	\$141
Other Revenues	\$7	\$5	8	8	10	10	11	11	12	10
Total Operating Revenues	72	57	110	141	148	148	152	157	153	151
<b>Non-Operating Revenues</b>										
Sales and Use Tax	669	570	522	540	507	439	410	378	347	339
Federal Revenues	250	281	235	87	76	85	76	83	103	120
Investment Income	12	4	12	12	3	2	2	1	1	2
Net Leases Transaction Activity	-	—	(2)	(1)	(71)	(27)	32	5	7	(32)
Other Revenues	56	53	44	43	42	50	42	28	32	17
Gain (Loss) on Sale of Property and Equip.	-	0	3	7	-	-	-	-	-	-
Total Non-operating Revenues	985	908	814	688	558	552	562	494	490	445
<b>Total Revenues</b>	1,057	965	924	829	706	700	715	651	642	596
<b>Summary of Expenses Operating:</b>										
Transportation	228	230	241	247	227	220	206	187	182	183
Maintenance and Garage Operations	173	178	174	175	152	140	144	131	142	138
General and Administrative	72	94	94	100	103	73	83	82	89	79
Depreciation	252	249	246	241	234	236	243	225	210	220
Total Operating Expenses	725	751	755	763	716	669	676	625	623	619
<b>Non-Operating Expenses</b>										
Interest Expenses	77	84	87	84	78	84	83	86	76	79
Interest Expenses Capitalized	-	-	-	-	-	-	-	(1)	(1)	(2)
Amortization of Financing Related Charges and Income from Derivative Activity	(5)	(7)	(7)	(9)	(5)	(7)	(5)	(2.70)	(4)	(6)
(Gain) Loss on Investment Derivatives	-	-	(1)	(1)	(1)	-	-	(1)	-	-
Other Non-operating Expenses	72	62	50	45	33	45	39	44	62	81
Total Non-operating Expenses	144	139	129	119	106	123	117	125	124	152
<b>Total Expenses</b>	869	890	884	882	822	792	793	750	747	771
<b>Income/(Loss) Before Capital Contributions</b>	188	75	40	(53)	(114)	(92)	(78)	(99)	(105)	(175)
Capital Grants and Contributions	63	65	62	122	30	15	32	82	71	47
<b>Increase (Decrease) in Net Position</b>	251	140	102	69	(84)	(78)	(45)	(17)	(34)	(128)
<b>Net Position, July 1</b>	1,280	1,140	1,039	1,052	1,136	1,348	1,393	1,410	1,459	1,587
<b>Cumulative Effect of Adoption of New Accounting Principle</b>	2	-	-	-	-	-	-	-	-	-
<b>Net Position, July 1 Restated</b>	1,282	1,140	1,039	1,052	1,136	1,348	1,393	1,410	1,459	1,587
<b>Net Position, June 30</b>	\$1,533	\$1,280	\$1,141	\$1,121	\$1,052	\$1,271	\$1,348	\$1,393	\$1,425	\$1,459

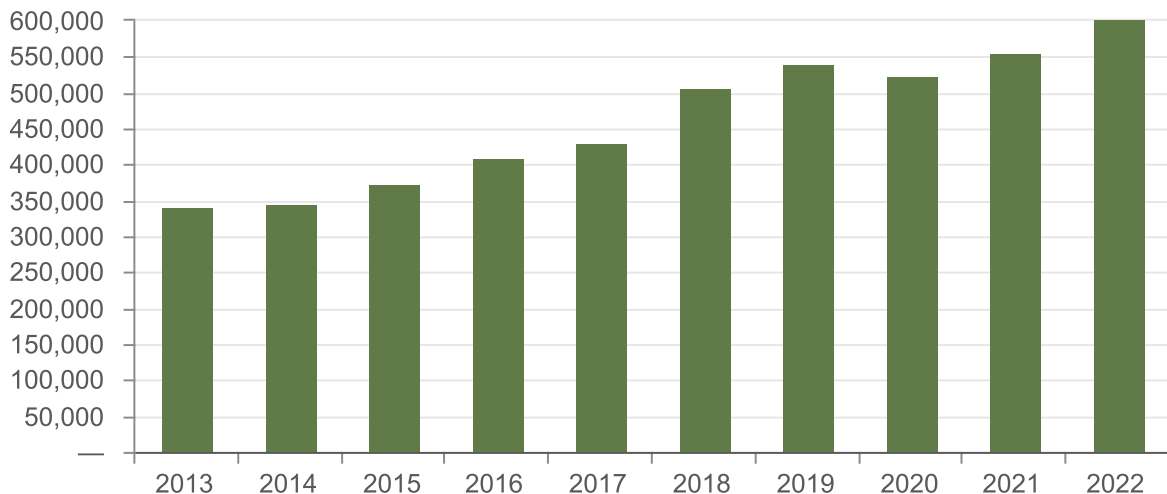
<sup>(1)</sup> Sales and Use Tax, Fare revenue and Operating expenses were impacted by COVID-19. Federal revenues include COVID Stimulus funds.

# Sales Tax Collection and Usage

Last Ten Fiscal Years  
(Dollars in Thousands)

Fiscal Year	Sales Tax <sup>(1)</sup>	Percent Change	Usage <sup>(2 &amp; 3)</sup>				
			Sinking Fund Withheld	Capital Construction	Subsidy	Sales Tax for Operations	
						Percent Used	Overage/ (Shortage)
2013	\$ 340,491	0.4%	\$ 135,279	\$ 35,075	\$ 161,550	47%	\$ 8,587
2014	345,825	1.6	132,723	40,190	158,218	46	14,694
2015	372,384	7.7	146,184	40,008	151,235	41	34,957
2016	409,846	10.1	150,834	62,530	159,470	39	37,012
2017	429,886	4.9	130,570	95,550	170,207	40	33,559
2018	507,264	18.0	123,806	149,509	213,046	40	20,903
2019	538,966	6.2	135,623	148,707	248,868	46	5,768
2020	524,832	(2.6)	141,682	135,429	193,176	37	54,545
2021 <sup>(1)</sup>	557,093	6.2	147,570	146,575	108,050	19	154,898
2022 <sup>(1)</sup>	664,645	19.3	143,861	207,072	92,594	14	221,118

## Sales & Use Tax Receipts



<sup>(1)</sup> Sales Tax Collection is stated on cash basis. Increase in sales tax collection was due to the increase in consumer spending.

<sup>(2)</sup> For the period July, 1 2010 through June 30, 2014, the Official Code of Georgia Annotated (O.C.G.A) §32-9-13 temporarily suspended the 50/50 sales tax restriction.

<sup>(3)</sup> In fiscal year 2015, the 50-50 mandate dictating how MARTA can spend its sales tax revenue was permanently lifted.

# Revenues and Operating Assistance Comparison to Industry Trend Data

Last Ten Fiscal Years  
(As a Percentage of Total)

Fiscal Year	Operating and Other Miscellaneous Revenue			Operating Assistance			Total Revenue
	Fares	Other <sup>(2)</sup>	Total	Sales & Use Tax	Federal	Total	
<b>Transportation Industry<sup>(1)</sup></b>							
2013	32.5%	3.8%	36.3%	54.7%	8.9%	63.7%	100%
2014	32.0	3.9	35.9	55.5	8.6	64.1	100
2015	32.5	4.9	37.4	54.3	8.3	62.6	100
2016	31.3	5.0	36.3	55.6	8.0	63.7	100
2017	31.4	5.0	36.3	55.2	8.5	63.7	100
2018	30.7	5.4	36.1	55.3	8.6	63.9	100
2019	29.5	4.5	34.0	58.1	7.9	66.0	100
2020*	*	*	*	*	*	*	*
2021*	*	*	*	*	*	*	*
2022*	*	*	*	*	*	*	*
<b>MARTA</b>							
2013	23.6%	-0.5%	23.1%	56.8%	20.1%	76.9%	100%
2014	21.9	8.0	29.9	54.1	16.0	70.1	100
2015	22.5	6.8	29.3	58.0	12.7	70.7	100
2016	19.8	12.2	32.0	57.3	10.7	68.0	100
2017	19.7	5.5	25.2	62.7	12.1	74.8	100
2018	19.6	-2.2	17.4	71.8	10.8	82.6	100
2019	16.1	8.3	24.4	65.1	10.5	75.6	100
2020 <sup>(3)</sup>	11.1	7.0	18.1	56.5	25.4	81.9	100
2021 <sup>(3)</sup>	5.4	6.5	11.9	59.0	29.1	88.1	100
2022 <sup>(3)</sup>	6.2	6.9	13.1	63.3	23.6	86.9	100

\* Not Available

<sup>(1)</sup> Source: The American Public Transportation Association, APTA 2020 Fact Book, Appendix A Historical Table 87.

<sup>(2)</sup> Other Revenue includes interest, auxiliary, and other non-operating income.

<sup>(3)</sup> Fares, Sales & Use Tax, and Federal Revenues were impacted by COVID-19.

# Total Expenses by Function

Last Ten Fiscal Years  
(Dollars in Thousands)

Fiscal Year	General and				Total			Total
	Transportation	Maintenance	Administrative	Depreciation	Expenses	Interest	Other	
2013	\$ 183,216	\$ 137,747	\$ 78,779	\$ 219,607	\$ 619,349	\$ 77,150	\$74,873	\$ 771,372
2014	181,860	141,584	89,298	209,759	622,501	74,518	49,964	746,983
2015	186,527	131,276	82,354	225,082	625,239	84,845	40,389	750,473
2016	206,252	143,576	83,271	242,536	675,635	83,177	33,644	792,456
2017	219,867	140,341	72,747	235,608	668,563	84,124	38,984	791,671
2018	226,791	151,800	103,540	233,549	715,680	77,611	26,781	820,072
2019	247,245	175,466	99,531	240,540	762,782	83,617	35,310	881,709
2020 <sup>(1)</sup>	241,307	173,680	94,017	245,619	754,623	86,918	42,222	883,763
2021 <sup>(1)</sup>	230,367	177,536	93,803	249,455	751,161	83,946	55,197	890,304
2022 <sup>(1)</sup>	227,844	172,956	72,126	251,704	724,630	77,362	67,245	869,237

<sup>(1)</sup> Impacted by COVID-19

# Total Operating Expenses by Object

Last Ten Fiscal Years  
(Dollars in Thousands)

FINANCIAL TRENDS

STATISTICAL SECTION

2022 Annual Comprehensive Financial Report Year Ended June 30, 2022

Fiscal Year	Labor and Benefits	Services	Material and Supplies	Utilities	Casualty/ Liability Costs	Purchased Transportation	Depreciation	Other <sup>(2)</sup>	Total Operating Expenses
2013	\$ 301,934	\$ 26,305	\$ 44,265	\$ 16,510	\$ 7,178	—	\$ 219,607	\$ 3,550	\$ 619,349
2014	305,107	30,902	44,243	15,800	12,558	—	209,759	4,132	622,501
2015	300,385	32,465	41,543	13,723	8,103	—	225,082	3,938	625,239
2016	329,462	34,170	41,682	13,854	5,321	4,108	242,536	4,502	675,635
2017	304,955	35,890	38,607	12,857	9,701	26,682	235,608	4,263	668,563
2018	331,416	38,536	43,039	15,289	22,128	24,696	233,549	7,027	715,680
2019	366,938	41,578	39,842	14,929	17,903	30,002	240,540	11,050	762,782
2020 <sup>(1)</sup>	360,009	38,770	38,601	13,885	15,770	31,758	245,619	10,211	754,623
2021 <sup>(1)</sup>	352,158	45,543	30,484	14,818	25,867	29,809	249,455	3,027	751,161
2022 <sup>(1)</sup>	354,049	50,013	45,553	14,660	17,771	34,191	251,704	(43,311)	724,630

<sup>(1)</sup> Impacted by COVID-19

<sup>(2)</sup> Includes GASB 68 and GASB 75 adjustments

# Operating Expenses Comparison to Industry Trend Data

Last Ten Fiscal Years  
(As a Percentage of Total)

Fiscal Year	Labor and		Material and		Casualty/ Liability		Purchased	Other <sup>(4)</sup>	Total Operating Expenses <sup>(1)</sup>
	Benefits	Services	Supplies	Utilities	Costs	Transportation			
<b>Transportation Industry<sup>(2)</sup></b>									
2013	60.7%	7.1%	11.2%	3.1%	2.4%	13.7%	1.8%	100.0%	
2014	61.1	6.9	11.0	3.2	2.5	13.6	1.7	100.0	
2015	62.0	7.0	10.0	3.0	2.0	14.0	2.0	100.0	
2016	62.0	8.0	9.0	3.0	3.0	14.0	1.0	100.0	
2017	62.0	8.0	9.0	3.0	3.0	14.0	1.0	100.0	
2018	61.0	8.0	9.0	3.0	3.0	14.0	2.0	100.0	
2019	61.0	9.0	8.0	3.0	3.0	15.0	1.0	100.0	
2020	*	*	*	*	*	*	*	*	
2021	*	*	*	*	*	*	*	*	
2022	*	*	*	*	*	*	*	*	
<b>MARTA</b>									
2013	75.5%	6.6%	11.1%	4.1%	1.8%	—%	0.9%	100.0%	
2014	73.9	7.5	10.7	3.8	3.0	0.0	1.1	100.0	
2015	75.1	8.1	10.4	3.4	2.0	0.0	1.0	100.0	
2016	76.1	7.9	9.6	3.2	1.2	0.9	1.1	100.0	
2017	70.4	8.3	8.9	3.0	2.2	6.2	1.0	100.0	
2018	68.7	8.0	8.9	3.2	4.6	5.1	1.5	100.0	
2019	70.3	8.0	7.6	2.9	3.4	5.7	2.1	100.0	
2020 <sup>(3)</sup>	71.2	7.7	7.6	2.7	3.1	6.3	1.4	100.0	
2021 <sup>(3)</sup>	70.2	9.0	6.1	3.0	5.2	5.9	0.6	100.0	
2022 <sup>(3)</sup>	74.9	10.6	9.6	3.1	3.8	7.2	-9.2	100.0	

\* Not Available

<sup>(1)</sup>Excludes Depreciation Expense

<sup>(2)</sup>Source: The American Public Transportation Association, APTA 2021 Public Transportation Fact Book

<sup>(3)</sup>Impacted by COVID-19

<sup>(4)</sup>Includes GASB 68 and GASB 75 adjustment.

INTENTIONALLY LEFT BLANK



REVENUE CAPACITY

INTENTIONALLY LEFT BLANK

# Revenues by Source

Last Ten Fiscal Years  
(Dollars in Thousands)

Fiscal Year	Fare Revenues <sup>(1)</sup>	Federal Operating Revenues <sup>(2)</sup>	Sales & Use Tax <sup>(3)</sup>	Auxiliary Transportation	Investment Income	Non-Transportation <sup>(4)</sup>	Total
2013	\$ 140,697	\$ 119,774	\$ 338,893	\$ 10,480	\$ 1,729	\$ (15,167)	\$ 596,406
2014	140,318	102,847	347,289	12,335	688	38,685	642,162
2015	146,417	82,643	377,743	10,777	604	33,009	651,193
2016	141,360	76,288	409,718	11,052	1,568	74,635	714,621
2017	137,914	84,976	439,039	10,577	2,225	25,505	700,236
2018	138,254	76,094	507,146	10,226	3,386	(28,883)	706,223
2019	133,186	87,283	540,310	7,977	11,848	48,602	829,206
2020 <sup>(1&amp;2)</sup>	102,420	234,634	521,898	7,651	12,108	44,817	923,528
2021 <sup>(1&amp;2)</sup>	51,642	280,504	569,682	5,365	3,613	54,058	964,864
2022 <sup>(1&amp;2)</sup>	64,951	249,769	669,133	7,009	12,168	53,873	1,056,903

<sup>(1)</sup> Fare Revenues decreased as a result of decline in ridership from the effect of COVID-19.

Fare Revenues increased by \$13,309 (26%) compared to 2021 as a result of an increase in ridership from reopening of the economy after the prolonged impact of COVID-19.

<sup>(2)</sup> Federal Operating Revenues are not generated by MARTA; thus, they are not own-source revenues. Federal Operating Revenues are greater in 2020, 2021, and 2022 compared to previous years. The increases are the result of additional funding from the FTA in the form of Federal Cares Act and ARP grant awards.

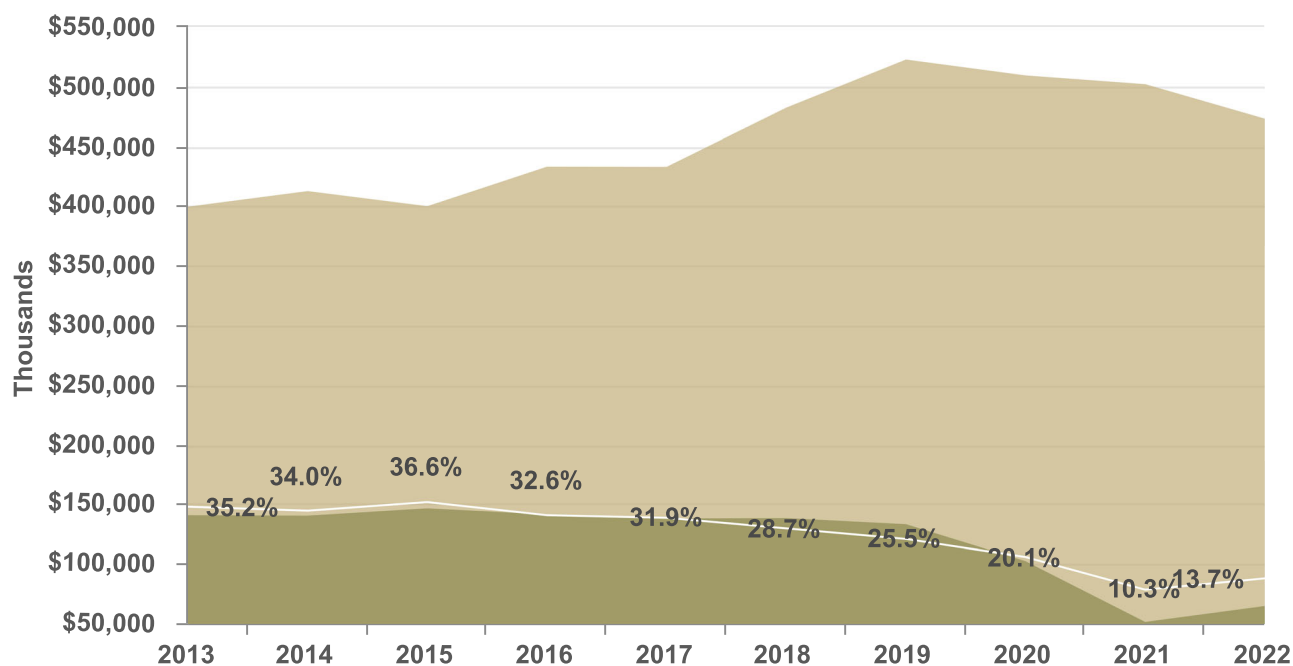
<sup>(3)</sup> MARTA is a public corporate body created as joint public instrumentality and does not have the power to impose any tax on any subject of taxation. MARTA receives 1% sales tax from Fulton County, DeKalb County and Clayton County and 1.5% from the City of Atlanta levied on its behalf by the aforementioned jurisdiction.

<sup>(4)</sup> Non-Transportation includes the net gain or loss on the disposition of fixed assets.

## Farebox Recovery Percentage

Last Ten Fiscal Years  
(Dollars in Thousands)

Fiscal Year	Farebox Revenue	Percent Change	Operating Expenses <sup>(2)</sup>	Percent Change	Farebox Recovery
2013	\$ 140,697	5.9%	\$ 399,742	(2.9)%	35.2%
2014	140,318	(0.3)	412,742	3.3	34.0
2015	146,417	4.3	400,157	(3.0)	36.6
2016	141,360	(3.5)	433,099	8.2	32.6
2017	137,914	(2.4)	432,955	—	31.9
2018	138,254	0.2	482,132	11.4	28.7
2019	133,186	(3.7)	522,242	8.3	25.5
2020 <sup>(1&amp; 3)</sup>	102,420	(23.1)	509,004	(2.5)	20.1
2021 <sup>(1&amp; 3)</sup>	51,642	(49.6)	501,706	(1.4)	10.3
2022 <sup>(1&amp; 3)</sup>	64,951	25.8	472,926	(1.4)	13.7



- (1) Operating Revenue was impacted by COVID-19  
 (2) Excludes Depreciation Expense  
 (3) Operating Expenses were impacted by COVID-19

# Sales & Use Tax Rates Direct and Overlapping Governments

Last Ten Fiscal Years

Year	State of Georgia <sup>(1)</sup>	MARTA <sup>(2)</sup>	DeKalb County <sup>(3 &amp; 8)</sup>	Fulton County <sup>(4 &amp; 8)</sup>	Clayton County <sup>(5)</sup>	Cobb County <sup>(6)</sup>	Gwinnett County <sup>(7)</sup>
2013	4%	1%	3%	3%	3%	2%	2%
2014	4	1	3	3	3	2	2
2015	4	1	2	2	3	2	2
2016	4	1	2	2	3	2	2
2017	4	1	2	3	3	2	2
2018	4	1	3.9	3.9	3	2	2
2019	4	1	3.9	3.9	3	2	2
2020	4	1	3.9	3.9	3	2	2
2021	4	1	3.9	3.9	3	2	2
2022	4	1	4.5	4.5	4	2	2

<sup>(1)</sup> Charged in all counties.

<sup>(2)</sup> Charged in counties in the MARTA district which have a service contract with MARTA, currently Fulton, DeKalb and Clayton counties.

<sup>(3)</sup> Education tax and homestead tax effective July 1, 1997.

<sup>(4)</sup> Local option tax effective April 1, 1983. Education tax effective July 1, 1997.

<sup>(5)</sup> Local option tax effective April 1, 1994. Education tax effective July 1, 1997. Special purpose tax effective July 1, 1998.

<sup>(6)</sup> Education tax effective April 1, 1999.

<sup>(7)</sup> Special purpose tax effective April 1, 1992. Education tax effective July 1, 1997.

<sup>(8)</sup> Local other purpose tax levied only within the City of Atlanta effective October 1, 2004.

Source: Georgia Department of Revenue

INTENTIONALLY LEFT BLANK

# DEBT CAPACITY

INTENTIONALLY LEFT BLANK



# Sales and Use Tax Revenue Bond Debt Coverage

Last Ten Fiscal Years  
(Dollars in Thousands)

Fiscal Year	Sales & Use Tax	Debt Service Requirements			Debt Service Coverage <sup>(1)</sup>
		Principal	Interest	Total	
2013	\$338,893	\$51,035	\$73,936	\$124,971	2.71%
2014	347,289	80,875	76,723	157,598	2.20
2015	377,743	55,255	78,817	134,072	2.82
2016	409,718	59,425	86,018	145,443	2.82
2017	439,039	24,660	84,132	108,792	4.04
2018	507,146	38,520	75,498	114,018	4.45
2019	540,310	44,160	82,297	126,457	4.27
2020 <sup>(2)</sup>	521,898	51,825	84,979	136,804	3.81
2021 <sup>(3)</sup>	569,682	55,240	83,945	139,185	4.09
2022 <sup>(3)</sup>	669,133	62,215	77,362	139,577	4.79

<sup>(1)</sup> Bond indebtedness is limited by the Trust Indenture and the Trustee in each bond year to the extent that estimated amounts of sales and use tax received are at least equal to two (2) times the aggregate amount of total debt service.

<sup>(2)</sup> Sales and Use Tax was impacted by COVID-19.

<sup>(3)</sup> Sales and Use Tax increased as a result of a rise in consumer spending on retail sales and the impact of inflation.

# Sales & Use Tax Revenue Bond Debt Service Limit

June 30, 2022  
(Dollars in Thousands)

Sales & Use Tax	\$ 669,133
Debt Service Limitation <sup>(1)</sup>	<u>45%</u>
Debt Service Limit	301,110
Required for Debt Service <sup>(2)</sup>	<u>139,577</u>
Excess	<u><u>\$ 161,533</u></u>

<sup>(1)</sup> The MARTA Board established a limit for the annual debt service to be paid for by sales and use tax revenue bonds to no more than 45% of the estimated sales tax receipts for the year.

<sup>(2)</sup> From page 113 - Sales & Use Tax Revenue Bond Debt Service Limit.

## Sales & Use Tax Revenue Bond Debt Service Limit

Last Ten Fiscal Years  
(Dollars in Thousands)

Fiscal Year	Sales & Use Tax	Required for Debt Service	Ratio of Debt Service <sup>(1)</sup>
2013	\$338,893	\$124,971	36.9
2014	347,289	127,419	36.7
2015	377,743	134,072	35.5
2016	409,718	145,443	35.5
2017	439,039	108,792	24.8
2018	507,146	114,018	22.5
2019	540,310	126,457	23.4
2020 <sup>(2)</sup>	521,898	136,804	26.2
2021 <sup>(3)</sup>	569,682	139,185	24.4
2022 <sup>(3)</sup>	669,133	139,577	20.9

<sup>(1)</sup>The MARTA Board established a limit for the annual debt service to be paid for by sales and use tax revenue bonds to no more than 45% of the estimated sales tax receipts for the year.

<sup>(2)</sup> Sales and Use Tax was impacted by COVID-19.

<sup>(3)</sup> Sales and Use Tax increased as a result of a rise in consumer spending on retail sales and the impact of inflation.

# Sales & Use Tax Revenue Bond Debt Ratios

Last Ten Fiscal Years  
(Dollars in Thousands)

DEBT CAPACITY

2022 Annual Comprehensive Financial Report Year Ended June 30, 2022 STATISTICAL SECTION

Fiscal Year	Net Outstanding Sales Tax Revenue Bond <sup>(1)</sup>	Capital Leases <sup>(1)</sup>	Total Debt Outstanding	Total Unlinked Passenger Count <sup>(2)</sup>	Per Capita <sup>(3)</sup>	As a Share of Personal Income <sup>(4)</sup>
2013	\$ 1,880,484	\$ 409,045	\$ 2,289,529	129,320	\$18	2.33**
2014	1,791,781	430,004	2,221,785	128,540	17	2.16**
2015	2,131,498	452,067	2,583,565	135,406	19	2.36**
2016	2,176,583	311,633	2,488,216	132,724	19	2.09**
2017	2,345,485	324,663	2,670,148	125,741	21	2.09**
2018	2,125,742	300,571	2,426,313	119,442	20	1.79**
2019	2,186,670	320,559	2,507,229	116,665	21	1.70**
2020 <sup>(5)</sup>	2,405,142	394,415	2,799,557	93,669	30	1.80**
2021 <sup>(5)</sup>	2,349,165	374,625	2,723,790	45,873	59	*
2022 <sup>(5)</sup>	2,287,542	-	2,287,542	50,754	45	*

\* Not available

\*\* Revised

<sup>(1)</sup> From MARTA Financial Statements 2013 to 2022

<sup>(2)</sup> See "Unlinked Passenger Changes" on Page 127

<sup>(3)</sup> Outstanding Debt per Unlinked Passenger Count on Page 127

<sup>(4)</sup> Outstanding Debt per Total Service District Personal Income, revised in FY 2022: see Trends in Personal Income on page 119.

<sup>(5)</sup> Total Unlinked Passenger Count was impacted by COVID-19.

# Computation of Overlapping Debt

(Dollars in Thousands)

Jurisdiction:	Amount Outstanding	Percentage Applicable to MARTA	Amount Applicable to MARTA
Fulton County Library Bonds <sup>(1)</sup>	\$ 234,408	100	\$ 234,408
Fulton County School District <sup>(1)</sup>	11,495	100	11,495
Fulton County Urban Redevelopment Agency <sup>(1)</sup>	91,984	100	91,984
DeKalb County <sup>(2)</sup>	195,873	100	195,873
Municipalities:			
Atlanta <sup>(2)</sup>	268,807	100	268,807
Alpharetta <sup>(1)</sup>	84,270	100	84,270
Hapeville <sup>(1)</sup>	9,015	100	9,015
Fairburn <sup>(1)</sup>	7,387	100	7,387
Johns Creek <sup>(1)</sup>	39,232	100	39,232
Union City <sup>(1)</sup>	11,222	100	11,222
Milton <sup>(1)</sup>	48,279	100	48,279
Roswell <sup>(1)</sup>	5,363	100	5,363
Fulton-DeKalb Hospital Authority Series 2012 <sup>(2)</sup>	31,870	100	31,870
Atlanta-Fulton County Recreation Authority - Zoo 2007 <sup>(2)</sup>	3,007	75	2,255
South Fulton Regional Jail Authority (Fulton Project) <sup>(1)</sup>	11,685	100	11,685
East Point Building Authority <sup>(1)</sup>	35,445	100	35,445
<b>Total Overlapping Debt</b>	<b>\$ 1,089,342</b>		<b>\$ 1,088,590</b>

This schedule depicts the debt obligations imposed by other governments that are, either wholly or in part, within the geographic boundaries of MARTA, and the percent of property within MARTA's boundaries. MARTA has no obligation to the other governments for their debt.

<sup>(1)</sup>Source: Year Ended December 31, 2020 CAFR for the Fulton County

<sup>(2)</sup>Source: Year Ended December 31, 2021 ACFR for the City of Atlanta and Dekalb County

INTENTIONALLY LEFT BLANK

DEMOGRAPHIC & ECONOMIC  
INFORMATION

INTENTIONALLY LEFT BLANK



# Trends in Personal Income

Last Ten Fiscal Years  
(Dollars in Thousands)

Calendar Year				Total Service District(1)	% Change Clayton County	% Change Fulton County	% Change DeKalb County	PER CAPITA*** Personal Income		
	Clayton County	Fulton County	DeKalb County					Clayton County	Fulton County	DeKalb County
2013	\$ 6,678,032	\$60,834,268	\$30,413,797	\$97,926,097	0.7%	1.5%	2.4%	\$25,215	61,778	42,541
2014	7,018,256	63,937,957	31,963,587	102,919,800	5.1	5.1	5.1	26,232	64,174	44,261
2015	7,129,808	70,716,189	31,466,648	109,312,645	1.6	10.6	-1.6	26,025	69,977	42,819
2016	7,466,751	77,713,366	34,026,710	119,206,827	4.7	9.4	8.1	26,702	78,794	45,522
2017	7,698,857	83,820,696	36,519,269	128,038,822	4.7	6.2	6.7	27,058	80,683	48,557
2018*	7,933,521	91,897,602	38,765,531	138,596,654	3.6	4.6	4.8	27,430	87,395	51,310
2019***	8,283,608	99,005,158	40,238,177	147,526,943	3.3	6.4	3.2	28,329	92,961	52,950
2020***	9,570,169	103,089,572	42,998,584	155,658,325	15.4	2.9	6.6	32,702	955,683	56,428
2021**	**	**	**	**	**	**	**	**	**	**
2022**	**	**	**	**	**	**	**	**	**	**

\* Revised per latest update from US Department of commerce BEA dated November 16, 2021

\*\* Not available

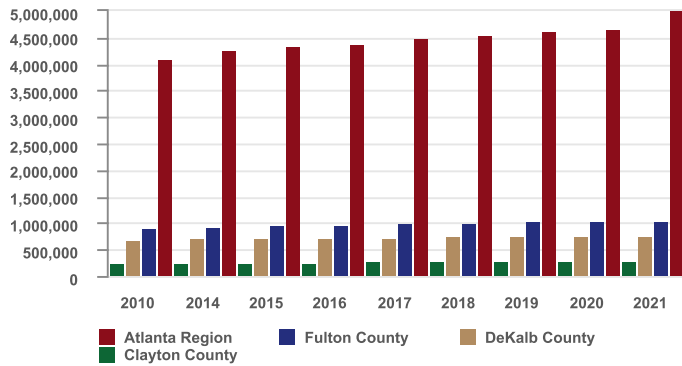
\*\*\* Actual dollar amounts

(1) Represents Total Personal Income

## Population and Employment

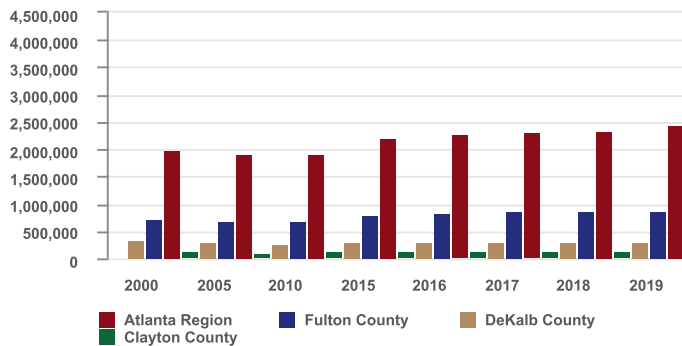
June 30, 2022

### Population Growth Since 2010



Year	Clayton County	Fulton County	DeKalb County	Atlanta Region
2010	259,424	920,581	691,893	4,107,750
2014	264,700	958,100	712,900	4,272,300
2015	266,900	970,400	718,400	4,332,600
2016	270,600	985,700	725,000	4,401,800
2017	275,300	1,002,800	733,900	4,480,100
2018	279,400	1,020,370	744,530	4,555,900
2019	283,900	1,037,070	753,030	4,628,400
2020**	297,417	1,069,023	763,831	4,974,480
2021**	297,100	1,065,334	757,718	4,992,026
2022*	*	*	*	*

### Employment Growth Since 2000



Year	Clayton County	Fulton County	DeKalb County	Atlanta Region
2000	*	730,900	346,900	1,991,500
2005	126,400	691,100	299,400	1,936,700
2010	119,055	692,677	281,026	1,925,328
2015	130,143	818,902	301,880	2,198,411
2016	128,599	856,499	307,448	2,277,889
2017	130,233	878,099	312,424	2,320,307
2018**	129,834	885,725	319,250	2,426,455
2019**	133,790	890,730	319,335	2,473,164
2020*	*	*	*	*

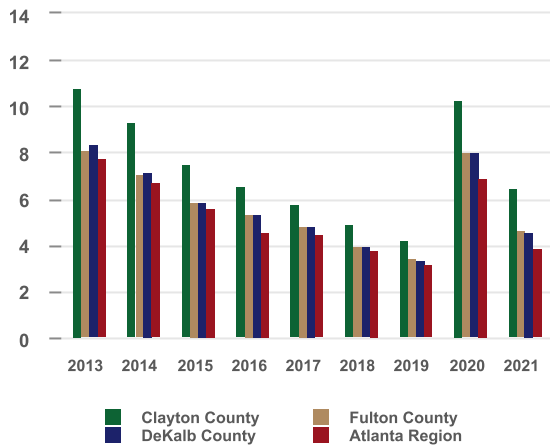
\*Not available  
\*\*Revised

Source: Atlanta Regional Commission

# Unemployment Rates

Last Ten Fiscal Years

## Unemployment Rates Since 2013



Year	Clayton County	Fulton County	DeKalb County	Atlanta Region
2013	10.8	8.1	8.4	7.8
2014	9.3	7.1	7.2	6.7
2015	7.5	5.9	5.9	5.6
2016	6.6	5.4	5.4	4.6
2017	5.8	4.8	4.8	4.5
2018	4.9	4.0	4.0	3.8
2019	4.2	3.5	3.4	3.2
2020	10.3	8.0	8.0	6.9
2021	6.5	4.7	4.6	3.9
2022**	**	**	**	**

\*\* Not Available

Source: U.S. Department of Labor-Bureau of Labor Statistics

## Top Ten Corporate Employers in the Atlanta Region

Current Year and Nine Years Ago

Company	2021			2012		
	Number of Full Time Employees	Rank	Percentage of Total Employment	Number of Full Time Employees	Rank	Percentage of Total Employment
Emory Healthcare, Inc.	32,594	1	1.09%			
Delta Air Lines, Inc.	27,535	2	0.92	28,000	1	121.00%
Northside Hospital	23,600	3	0.79			
The Home Depot	18,600	4	0.62	9,000	6	0.36
WellStar Health System				9,717	4	0.39
Piedmont Healthcare	16,000	5	0.57			
UPS	11,300	6	0.38	10,849	3	0.44
Publix Super Markets	10,757	7	0.36			
Children's Healthcare of Atlanta	7,711	8	0.26			
Cox Enterprises, Inc.	7,417	9	0.25	7,065	8	0.29
Argengright Holdings LLC	7,410	10	0.25			
AT&T				18,339	2	0.74
Lockheed Martin Aeronautics Co.				6,400	9	0.26
Sun Trust Bank				7,126	7	0.29
Wells Fargo & Company				5,200	10	0.21
	162,924		5.49	113,392		4.58

Sources: Book of Lists December 2021

OPERATING INFORMATION

INTENTIONALLY LEFT BLANK

# Transit Service Effort & Accomplishments Per Mile

Last Ten Fiscal Years  
(Vehicle Miles In Thousands)

Fiscal Year	Revenue Vehicle Miles <sup>(1)</sup>				Operating Expense <sup>(2)</sup> Per Mile	Operating Expense <sup>(2)</sup> Per Passenger Mile <sup>(1)</sup> <sup>(3)</sup>	Unlinked Passenger Trips Per Mile <sup>(1)</sup> <sup>(3)</sup>
	Bus	Rail	Total	% Change			
2013	22,743	17,916	40,659	—%	\$9.83	\$0.59	3.1
2014	22,443	18,086	40,529	—	10.18	0.61	3.2
2015	23,138	22,215	45,353	12	8.82	0.54	2.9
2016	25,181	22,268	47,449	5	9.13	0.59	2.8
2017	26,239	22,334	48,573	2	8.91	0.60	2.6
2018	27,163	22,373	49,536	2	9.73	0.70	2.4
2019	28,122	22,511	50,633	2	10.31	0.75	2.3
2020 <sup>(4)</sup>	28,303	20,431	48,734	(4)	10.44	0.97	1.9
2021 <sup>(4)</sup>	26,018	17,253	43,271	(11)	11.59	2.05	1.1
2022 <sup>(4)</sup>	23,919	17,937	41,856	(3)	11.29	1.60	1.2

<sup>(1)</sup> Does not include demand response.

<sup>(2)</sup> Operating expense excludes depreciation.

<sup>(3)</sup> Unlinked Passenger figures count passengers each time that person boards a transit vehicle from the initial point of origin until he or she reaches a final destination.

<sup>(4)</sup> Impacted by COVID-19.

# Transit Service Effort and Accomplishments Per Hour

Last Ten Fiscal Years  
(Vehicle Hours In Thousands)

Fiscal Year	Revenue Vehicle Hours <sup>(1)</sup>				Operating Expense <sup>(2)</sup> Per Hour	Operating Expense <sup>(2)</sup> Per Passenger Trip <sup>(1) (3)</sup>	Unlinked Passenger Trips Per Revenue Vehicle Hour <sup>(1) (3)</sup>
	Bus	Rail	Total	% Change			
2013	1,863	683	2,546	—%	\$136.97	\$3.09	50.8
2014	1,829	686	2,515	(1)	164.10	3.21	51.1
2015	1,896	836	2,732	9	146.44	2.94	49.8
2016	2,043	838	2,881	5	150.33	3.27	46.1
2017	2,114	840	2,954	3	146.57	3.44	42.6
2018	2,205	841	3,046	3	158.29	4.04	39.2
2019	2,279	845	3,124	3	167.17	4.48	37.3
2020 <sup>(4)</sup>	2,323	771	3,094	(1)	164.51	5.43	30.3
2021 <sup>(4)</sup>	2,103	651	2,754	(11)	182.20	10.94	16.7
2022 <sup>(4)</sup>	1,886	675	2,561	(7)	184.69	9.32	19.8

<sup>(1)</sup> Does not include demand response.

<sup>(2)</sup> Operating expense excludes depreciation.

<sup>(3)</sup> Unlinked Passenger figures count passengers each time that person boards a transit vehicle from the initial point of origin until he or she reaches a final destination.

<sup>(4)</sup> Impacted by COVID-19.

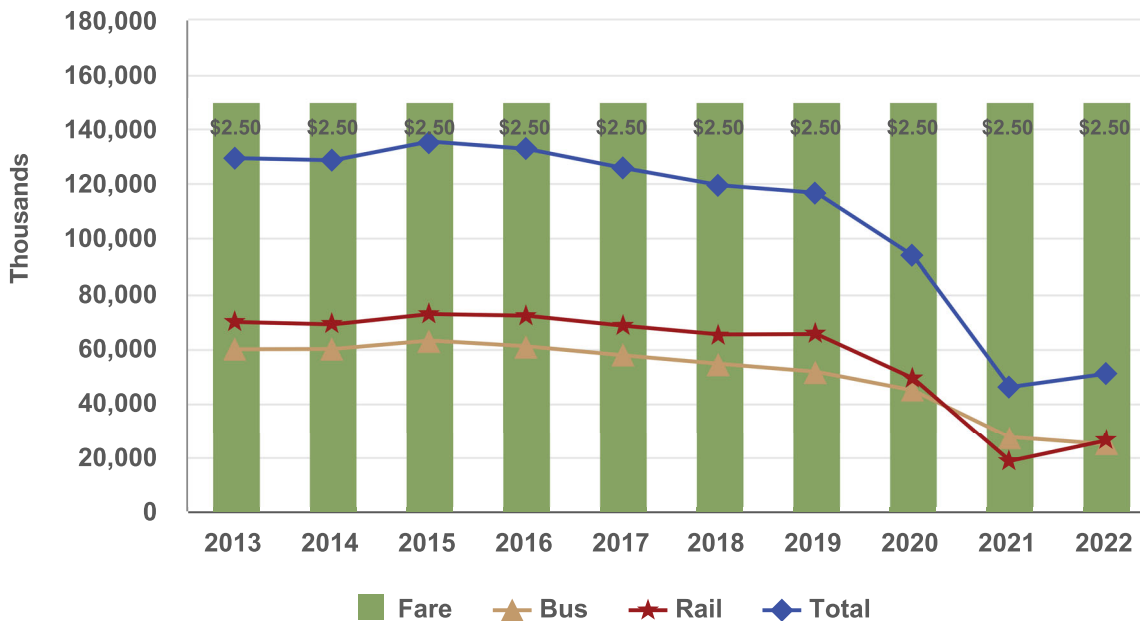


# Unlinked Passenger Changes

Last Ten Fiscal Years  
(In Thousands)  
Unlinked Passenger Count <sup>(1)</sup>

Fiscal Year	Bus <sup>(1)</sup>	% Change	Rail <sup>(1)</sup>	% Change	Total <sup>(1)</sup>	% Change
2013	59,690	(3.1)%	69,630	(4.2)%	129,320	(3.7)%
2014	59,778	0.1	68,762	(1.2)	128,540	(0.6)
2015	62,869	5.2	72,537	5.5	135,406	5.3
2016	60,779	(3.3)	71,945	(0.8)	132,724	(2.0)
2017	57,460	(5.5)	68,281	(5.1)	125,741	(5.3)
2018	54,355	(5.4)	65,087	(4.7)	119,442	(5.0)
2019	51,448	(5.3)	65,217	0.2	116,665	(2.3)
2020	44,638	(13.2)	49,031	(24.8)	93,669	(19.7)
2021 <sup>(2)</sup>	27,339	(38.8)	18,533	(62.2)	45,872	(51.0)
2022 <sup>(2)</sup>	24,674	(9.7)	26,080	40.7	50,754	10.6

Relationship of Fare Changes to Linked Passenger Counts



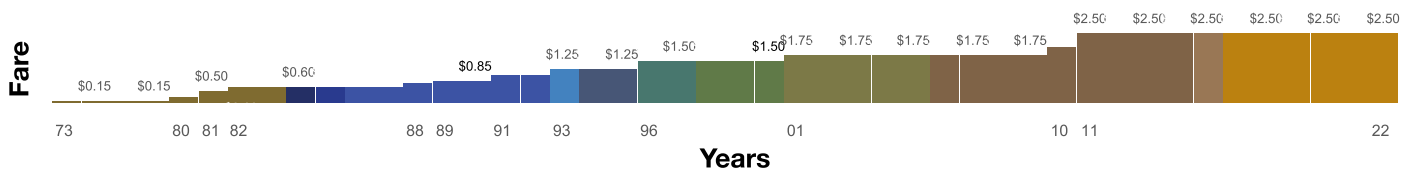
<sup>(1)</sup>Unlinked passenger count is any transit vehicle passenger boarding, whether it is the first boarding of an origin-to-destination journey or a subsequent transfer.

<sup>(2)</sup>Impacted by COVID-19.

# Fare Structure

For the Fiscal Year Ended June 30, 2022

<b>Regular Fare</b>		Discounted Mobility Service (unlimited travel for 30 days on Breeze Card)	<b>\$128.00</b>
Single Trip (stored on Breeze Card or Breeze Ticket)	<b>\$2.50</b>	Mobility on Fixed Route (For Mobility certified customers riding fixed route with Mobility Breeze Card)	<b>No charge</b>
<b>Round Trip-including transfers(stored on Breeze Card or Breeze Ticket)</b>	<b>\$5.00</b>		
Ten(10) single trips(10 trips on Breeze Card or Breeze Ticket)	<b>\$25.00</b>		
<hr/>			
<b>Discounted Fare</b>		<b>Student Programs</b>	
Twenty (20) single trips (20 trips stored on one Breeze Card or Breeze Ticket)	<b>\$42.50</b>	K-12 Program (Grade School and High School students K-12, Monday through Friday)	
30 day pass (unlimited travel for 30 consecutive days, all regular service)	<b>\$95.00</b>	Ten(10) trip pass (to/from school), all regular school	<b>\$14.40</b>
7 day pass (unlimited travel for 7 consecutive days, all regular service)	<b>\$23.75</b>		
Day passes (unlimited travel for consecutive days, all regular service). Price per day:		<b>University Pass (U-Pass) Program</b>	
1 day:	<b>\$9.00</b>	Monthly discount program for college or university students and staff	Students: <b>\$68.50</b>
2 day:	<b>\$14.00</b>		Faculty/Staff: <b>\$83.80</b>
3 day:	<b>\$16.00</b>		
4 day:	<b>\$19.00</b>	<b>Convention and Visitors Pass</b>	
		For groups of 15 or more, ordered a minimum of 20 days in advance. Price per day:	1 day: <b>\$9.00</b>
			2 day: <b>\$14.00</b>
			3 day: <b>\$16.00</b>
			4 day: <b>\$19.00</b>
			7 day: <b>\$23.75</b>
			30 day: <b>\$95.00</b>
<hr/>			
<b>Atlanta Streetcar</b>			
One Way Trip (ADULT)	<b>\$1.00</b>		
Child (Up to 2 children, 46" & under w/paid adult)*			
One Day Pass	<b>\$3.00</b>		
and older and disabled customers using regular service)	<b>\$1.00</b>		
Mobility Service (Demand response for certified customers)	<b>\$4.00</b>		
Personal care attendant may ride free (if required)			
Discounted Mobility Service (20 single trips)	<b>\$68.00</b>		



# Vehicles Operated in Maximum Service

Last Ten Fiscal Years

<b>Fiscal Year</b>	<b>Bus</b>	<b>Rail</b>	<b>Total<sup>(1)</sup></b>
<b>2013</b>	446	182	628
<b>2014</b>	444	180	624
<b>2015</b>	450	180	630
<b>2016</b>	453	180	633
<b>2017</b>	466	206	672
<b>2018</b>	465	196	661
<b>2019</b>	448	178	626
<b>2020</b>	425	178	603
<b>2021</b>	442	128	570
<b>2022</b>	407	210	617

<sup>(1)</sup>Does not include demand response.

# Number of Employees

Last Ten Fiscal Years

<b>Fiscal Year</b>	<b>Full-Time</b>	<b>Part-Time</b>	<b>Total</b>
<b>2013</b>	4,234	186	4,420
<b>2014</b>	4,356	191	4,547
<b>2015</b>	4,317	208	4,525
<b>2016</b>	4,356	288	4,644
<b>2017</b>	4,249	264	4,513
<b>2018</b>	3,940	212	4,152
<b>2019</b>	4,319	118	4,437
<b>2020</b>	4,238	251	4,489
<b>2021</b>	4,523	198	4,721
<b>2022</b>	4,375	143	4,518

**Note:** A full-time employee is scheduled to work 260 days per year (365 minus two days off per week). At eight hours per day, 2,080 hours are scheduled per year (including Paid Time Off). Full-Time equivalent employment is calculated by dividing total labor hours by 2,080.

# Miscellaneous Statistical Data

Last Ten Fiscal Years

	2022	2021	2020	2019	2018	2017	2016	2015	2014	2013
Population served	1,720,800	1,646,800	1,626,211	1,618,865	2,079,829	1,967,468	2,019,388	1,986,022	1,697,633	1,684,862
Size of area served (in square miles)	614	597	597	592	567	567	567	515	485	467
Number of Bus Routes	113	111	44	110	108	100	100	97	92	91
Annual Bus Passenger Miles (in millions) (Excludes Paratransit/Demand Response)	117.4	120.1	196.1	244	246	251	259	257	233	231
Miles of Bus Route	1,811	1,796	1,805	1,775	1,741	1,600	1,659	1,636	1,449	1,439
-Average On Time Performance	80.8 %	82.0 %	77.1 %	77.1 %	78.6 %	78.5 %	78.8 %	79.6 %	77.6 %	76.4 %
Miles of Rail Route	48	48	48	48	51	48	48	48	48	48
-Average On Time Performance	96.8 %	97.6 %	97.8 %	96.8 %	97.1 %	98.0 %	96.6 %	96.2 %	96.4 %	97.5 %
Annual Rail Passenger Miles (in millions)	180.8	125.0	330.2	449.0	449.9	468.8	477.3	472.8	444.9	444.0
Number of Rail Stations	38	38	38	38	38	38	38	38	38	38
Number of Bus Stop Locations	8,971	8,949	9,035	9,088	9,193	9,136	9,210	8,941	8,885	8,954
Number of Bus Park And Ride Facilities	8	8	8	8	7	7	7	6	6	9
Number of Bus Shelters	1013	896	790	698	681	652	754	741	738	791
Bus Passenger Parking Capacity	2,801	2,981	2,981	2,981	3,053	2,843	2,807	2,750	2,691	2,686
Rail Passenger Parking Capacity	19,730	22,057	22,057	20,947	20,300	21,200	21,645	21,992	21,420	22,554
No. of Buses in Active Fleet	583	539	538	594	555	550	569	565	531	528
-Average Vehicle Age (in years)	6.4	5.4	4.0	5.4	5.4	6.4	5.4	4.4	6.5	8.6
No. of Mobility Vehicles in Active Fleet	239	240	242	208	211	210	211	198	187	171
-Average Vehicle Age (in years)	3.5	2.5	2.0	2.6	3.8	2.9	1.9	1.9	3.6	5.2
No. of Rapid Rail Vehicles in Active Fleet	258	262	250	290	306	316	336	336	336	336
-Average Vehicle Age (in years)	32.6	32.6	31.0	29.6	28.6	27.6	27.6	26.6	25.6	24.6
No. of Streetcars <sup>(1)</sup>	4	4	4	4	—	—	—	—	—	—
-Average Vehicle Age (in years)	7.1	6.1	5.0	4.1	—	—	—	—	—	—
Annual Mobility Vehicle Miles (in millions)	8.1	5.0	8.7	10.4	10.0	9.3	8.5	8.2	7.7	7.7
Investment In Property and Equipment (in billions)	\$ 8.444	\$ 8.181	\$ 7,955	\$ 7,685	\$ 7,397	\$ 7,166	\$ 7,030	\$ 6,941	\$ 6,781	\$ 6,560

<sup>(1)</sup>In FY 2019 MARTA assumed the ownership and operation of the streetcars.

INTENTIONALLY LEFT BLANK

# SINGLE F. AUDIT

INTENTIONALLY LEFT BLANK



INDEPENDENT AUDITOR'S REPORT ON INTERNAL CONTROL  
OVER FINANCIAL REPORTING AND ON COMPLIANCE AND OTHER MATTERS  
BASED ON AN AUDIT OF FINANCIAL STATEMENTS PERFORMED  
IN ACCORDANCE WITH GOVERNMENT AUDITING STANDARDS

Board of Directors  
Metropolitan Atlanta Rapid Transit Authority  
Atlanta, Georgia

We have audited, in accordance with the auditing standards generally accepted in the United States of America and the standards applicable to financial audits contained in *Government Auditing Standards* issued by the Comptroller General of the United States, the financial statements of the business-type activities and fiduciary activities of Metropolitan Atlanta Rapid Transit Authority (MARTA) as of and for the year ended June 30, 2022 and related notes to the financial statements, which collectively comprise MARTA's basic financial statements, and have issued our report thereon dated November 21, 2022. Our report includes an emphasis of matter related to the adoption of GASB Statement No. 87, *Leases*, for the year ended June 30, 2022. Our report also includes a reference to other auditors who audited the financial statements of the MARTA/ATU Local No. 732 Employees Retirement Plan and the MARTA Non-Represented Pension Plan, as described in our report on MARTA's financial statements. The financial statements of the MARTA/ATU Local No. 732 Employees Retirement Plan and the MARTA Non-Represented Pension Plan were not audited in accordance with *Government Auditing Standards*.

### Report on Internal Control Over Financial Reporting

In planning and performing our audit of the financial statements, we considered MARTA's internal control over financial reporting (internal control) as a basis for designing the audit procedures that are appropriate in the circumstances for the purpose of expressing our opinions on the financial statements, but not for the purpose of expressing an opinion on the effectiveness of MARTA's internal control. Accordingly, we do not express an opinion on the effectiveness of MARTA's internal control.

A *deficiency in internal control* exists when the design or operation of a control does not allow management or employees, in the normal course of performing their assigned functions, to prevent, or detect and correct, misstatements on a timely basis. A *material weakness* is a deficiency, or a combination of deficiencies, in internal control, such that there is a reasonable possibility that a material misstatement of the entity's financial statements will not be prevented, or detected and corrected on a timely basis. A *significant deficiency* is a deficiency, or a combination of deficiencies, in internal control that is less severe than a material weakness, yet important enough to merit attention by those charged with governance.

Our consideration of internal control was for the limited purpose described in the first paragraph of this section and was not designed to identify all deficiencies in internal control that might be material weaknesses or significant deficiencies. Given these limitations, during our audit we did not identify any deficiencies in internal control that we consider to be material weaknesses. However, material weaknesses or significant deficiencies may exist that have not been identified.

## Report on Compliance and Other Matters

As part of obtaining reasonable assurance about whether MARTA's financial statements are free from material misstatement, we performed tests of its compliance with certain provisions of laws, regulations, contracts, and grant agreements, noncompliance with which could have a direct and material effect on the financial statements. However, providing an opinion on compliance with those provisions was not an objective of our audit, and accordingly, we do not express such an opinion. The results of our tests disclosed no instances of noncompliance or other matters that are required to be reported under *Government Auditing Standards*.

### Purpose of this Report

The purpose of this report is solely to describe the scope of our testing of internal control and compliance and the results of that testing, and not to provide an opinion on the effectiveness of the entity's internal control or on compliance. This report is an integral part of an audit performed in accordance with *Government Auditing Standards* in considering the entity's internal control and compliance. Accordingly, this communication is not suitable for any other purpose.

  
Crowe LLP

Atlanta, Georgia  
November 21, 2022

INDEPENDENT AUDITOR'S REPORT ON COMPLIANCE FOR MAJOR FEDERAL PROGRAM; REPORT ON INTERNAL CONTROL OVER COMPLIANCE; AND REPORT ON THE SCHEDULE OF EXPENDITURES OF FEDERAL AWARDS REQUIRED BY THE UNIFORM GUIDANCE

Board of Directors  
Metropolitan Atlanta Rapid Transit Authority  
Atlanta, Georgia

### **Report on Compliance for Major Federal Program**

#### ***Opinion on Major Federal Program***

We have audited Metropolitan Atlanta Rapid Transit Authority's (MARTA's) compliance with the types of compliance requirements identified as subject to audit in the OMB Compliance Supplement that could have a direct and material effect on MARTA'S major federal program for the year ended June 30, 2022. MARTA's major federal program is identified in the summary of auditor's results section of the accompanying schedule of findings and questioned costs.

In our opinion, MARTA complied, in all material respects, with the compliance requirements referred to above that could have a direct and material effect on its major federal program for the year ended June 30, 2022.

#### ***Basis for Opinion on Major Federal Program***

We conducted our audit of compliance in accordance with auditing standards generally accepted in the United States of America (GAAS); the standards applicable to financial audits contained in Government Auditing Standards issued by the Comptroller General of the United States (*Government Auditing Standards*); and the audit requirements of Title 2 U.S. Code of Federal Regulations Part 200, *Uniform Administrative Requirements, Cost Principles, and Audit Requirements for Federal Awards* (Uniform Guidance). Our responsibilities under those standards and the Uniform Guidance are further described in the Auditor's Responsibilities for the Audit of Compliance section of our report.

We are required to be independent of MARTA and to meet our other ethical responsibilities, in accordance with relevant ethical requirements relating to our audit. We believe that the audit evidence we have obtained is sufficient and appropriate to provide a basis for our opinion on compliance for the major federal program. Our audit does not provide a legal determination of MARTA's compliance with the compliance requirements referred to above.

#### ***Responsibilities of Management for Compliance***

Management is responsible for compliance with the requirements referred to above and for the design, implementation, and maintenance of effective internal control over compliance with the requirements of laws, statutes, regulations, rules and provisions of contracts or grant agreements applicable to MARTA's federal programs.

## **Auditor's Responsibilities for the Audit of Compliance**

Our objectives are to obtain reasonable assurance about whether material noncompliance with the compliance requirements referred to above occurred, whether due to fraud or error, and express an opinion on MARTA's compliance based on our audit. Reasonable assurance is a high level of assurance but is not absolute assurance and therefore is not a guarantee that an audit conducted in accordance with GAAS, *Government Auditing Standards*, and the Uniform Guidance will always detect material noncompliance when it exists. The risk of not detecting material noncompliance resulting from fraud is higher than for that resulting from error, as fraud may involve collusion, forgery, intentional omissions, misrepresentations, or the override of internal control. Noncompliance with the compliance requirements referred to above is considered material, if there is a substantial likelihood that, individually or in the aggregate, it would influence the judgment made by a reasonable user of the report on compliance about MARTA's compliance with the requirements of the major federal program as a whole.

In performing an audit in accordance with GAAS, *Government Auditing Standards*, and the Uniform Guidance, we

- exercise professional judgment and maintain professional skepticism throughout the audit.
- identify and assess the risks of material noncompliance, whether due to fraud or error, and design and perform audit procedures responsive to those risks. Such procedures include examining, on a test basis, evidence regarding MARTA's compliance with the compliance requirements referred to above and performing such other procedures as we considered necessary in the circumstances.
- obtain an understanding of MARTA's internal control over compliance relevant to the audit in order to design audit procedures that are appropriate in the circumstances and to test and report on internal control over compliance in accordance with the Uniform Guidance, but not for the purpose of expressing an opinion on the effectiveness of MARTA's internal control over compliance. Accordingly, no such opinion is expressed.

We are required to communicate with those charged with governance regarding, among other matters, the planned scope and timing of the audit and any significant deficiencies and material weaknesses in internal control over compliance that we identified during the audit.

## **Report on Internal Control Over Compliance**

A *deficiency in internal control over compliance* exists when the design or operation of a control over compliance does not allow management or employees, in the normal course of performing their assigned functions, to prevent, or detect and correct, noncompliance with a type of compliance requirement of a federal program on a timely basis. A *material weakness in internal control over compliance* is a deficiency, or a combination of deficiencies, in internal control over compliance, such that there is a reasonable possibility that material noncompliance with a type of compliance requirement of a federal program will not be prevented, or detected and corrected, on a timely basis. A *significant deficiency in internal control over compliance* is a deficiency, or a combination of deficiencies, in internal control over compliance with a type of compliance requirement of a federal program that is less severe than a material weakness in internal control over compliance, yet important enough to merit attention by those charged with governance.

Our consideration of internal control over compliance was for the limited purpose described in the Auditor's Responsibilities for the Audit of Compliance section above and was not designed to identify all deficiencies in internal control over compliance that might be material weaknesses or significant deficiencies in internal control over compliance. Given these limitations, during our audit we did not identify any deficiencies in internal control over compliance that we consider to be material weaknesses, as defined above. However, material weaknesses or significant deficiencies in internal control over compliance may exist that were not identified.

Our audit was not designed for the purpose of expressing an opinion on the effectiveness of internal control over compliance. Accordingly, no such opinion is expressed.

The purpose of this report on internal control over compliance is solely to describe the scope of our testing of internal control over compliance and the results of that testing based on the requirements of the Uniform Guidance. Accordingly, this report is not suitable for any other purpose.

**Report on Schedule of Expenditures of Federal Awards Required by the Uniform Guidance**

We have audited the financial statements of the business-type activities and the fiduciary activities of MARTA as of and for the year ended June 30, 2022, and the related notes to the financial statements, which collectively comprise MARTA’s basic financial statements. We issued our report thereon dated November 21, 2022, which contained unmodified opinions on those financial statements. Our audit was conducted for the purpose of forming opinions on the financial statements that collectively comprise the basic financial statements. The accompanying schedule of expenditures of federal awards is presented for purposes of additional analysis as required by the Uniform Guidance and is not a required part of the basic financial statements. Such information is the responsibility of management and was derived from and relates directly to the underlying accounting and other records used to prepare the basic financial statements. The information has been subjected to the auditing procedures applied in the audit of the financial statements and certain additional procedures, including comparing and reconciling such information directly to the underlying accounting and other records used to prepare the basic financial statements or to the basic financial statements themselves, and other additional procedures in accordance with auditing standards generally accepted in the United States of America. In our opinion, the schedule of expenditures of federal awards is fairly stated in all material respects in relation to the basic financial statements as a whole.

  
Crowe LLP

Atlanta, Georgia  
November 21, 2022

METROPOLITAN ATLANTA RAPID TRANSIT AUTHORITY  
SCHEDULE OF EXPENDITURES OF FEDERAL AWARDS  
For The Year Ended June 30, 2022

Program Description	Assistance Listing Number	Grant Number	Total Program Award	Federal Expenditures	Passed Through to Subrecipients
U.S. Department of Transportation					
Federal Transit Cluster:					
General capital assistance					
Federal transit capital improvement grants					
Capital improvement	20.500	GA-04-0031	66,539,000	2,923,351	-
Federal transit formula grants (urbanized area formula program)					
Capital assistance	20.507	GA-95-X013	12,375,000	1,297	-
Capital assistance	20.507	GA-95-X027	54,000,000	122,136	-
Capital assistance	20.507	GA-95-X335	41,591,969	23,685	-
Capital assistance	20.507	GA-90-X234	1,758,200	297,108	-
Capital assistance	20.507	GA-90-X350	53,464,569	8,546	-
Capital assistance	20.507	GA-2018-022	16,564,560	(42,196)	-
Capital assistance	20.507	GA-2019-015	7,804,719	328,594	280,002
Capital assistance	20.507	GA-2020-021	<u>4,700,000</u>	<u>643,450</u>	-
Subtotal ALN 20.507 - capital			192,259,017	1,382,620	280,002
Capital assistance	20.526	GA-2019-017	10,574,000	1,239,849	-
Capital assistance	20.526	GA-2020-010	4,500,000	323,428	-
Capital assistance	20.526	GA-2021-013	8,875,246	2,054,627	-
Capital assistance	20.526	GA-2021-014	<u>37,756,664</u>	<u>10,691,388</u>	-
Subtotal ALN 20.526 - capital			<u>61,705,910</u>	<u>14,309,292</u>	-
Subtotal - capital			<u>320,503,927</u>	<u>18,615,263</u>	280,002
General operating assistance					
Operating (Formula grant)	20.507	GA-90-X305	43,973,521	352,153	-
Operating (Formula grant)	20.507	GA-2017-021	65,224,624	2,711,762	-
Operating (Formula grant)	20.507	GA-2016-016	63,600,000	51,725	-
Operating (Formula grant)	20.507	GA-2018-017	35,903,804	525,557	-
Operating (Formula grant)	20.507	GA-2020-014	112,706,360	49,438	-
Operating (Formula grant)	20.507	GA-2021-016	137,014,538	61,597,181	-
COVID-19 – Formula grant	20.507	GA-2020-011	298,641,024	19,613,148	-
COVID-19 – Formula grant	20.507	GA-2022-001	285,686,157	147,057,907	-
COVID-19 – Formula grant	20.507	GA-2022-004	<u>33,524,951</u>	<u>111,490</u>	-
Subtotal ALN 20.507 - operating			1,076,274,979	232,070,361	-
Operating (Formula grant)	20.525	GA-2020-014	122,763,041	10,571,036	-
Operating (Formula grant)	20.525	GA-2019-020	91,620,534	2,144,545	-
Operating (Formula grant)	20.525	GA-2021-016	<u>137,014,538</u>	<u>33,408,781</u>	-
Subtotal ALN 20.525 - operating			<u>351,398,113</u>	<u>46,124,362</u>	-
Subtotal - operating			<u>1,427,673,092</u>	<u>278,194,724</u>	-
Total Federal Transit Cluster			<u>1,748,177,019</u>	<u>296,809,986</u>	280,002
Public Transportation Research, Technical Assistance, and Training:					
Capital Assistance	20.514	GA-2016-025	<u>5,543,745</u>	<u>645,285</u>	-
Capital Assistance	20.933	GA-2020-022	<u>56,826,000</u>	<u>913,388</u>	-
Total Public Transportation Research, Technical Assistance, and Training			<u>62,369,745</u>	<u>1,558,673</u>	-

2022 Annual Comprehensive Financial Report Year Ended June 30, 2022

METROPOLITAN ATLANTA RAPID TRANSIT AUTHORITY  
 SCHEDULE OF EXPENDITURES OF FEDERAL AWARDS  
 For The Year Ended June 30, 2022

<u>Program Description</u>	<u>Assistance Listing Number</u>	<u>Grant Number</u>	<u>Total Program Award</u>	<u>Federal Expenditures</u>	<u>Passed Through to Subrecipients</u>
Transit Services Program Cluster:					
Capital assistance	20.521	GA-57-X002	5,331,033	99,190	99,190
Capital assistance	20.521	GA-57-X015	<u>1,107,164</u>	<u>33,465</u>	<u>-</u>
Total Transit Services Program Cluster			<u>6,438,197</u>	<u>132,655</u>	<u>99,190</u>
Total U.S. Department of Transportation			<u>1,816,984,961</u>	<u>298,501,315</u>	<u>379,192</u>
U.S. Department of Homeland Security:					
Rail and Transit Security:					
Capital assistance	97.075	EMW2019RA00013	326,364	56,027	-
Capital assistance	97.075	EMW2017RRA0022	1,000,000	333,299	-
Capital assistance	97.075	EMW2020RA00017	<u>888,501</u>	<u>170,195</u>	<u>-</u>
Total U.S. Department of Homeland Security Grants			<u>2,214,865</u>	<u>559,521</u>	<u>-</u>
Office of Planning and Budget:					
Operating (Formula grant)	21.027	FY21 S-2021-OPB	<u>294,205</u>	<u>294,205</u>	<u>-</u>
Local Food Promotion Program Grants:					
Operating (Formula grant)	10.172	USDA LFPP	<u>664,177</u>	<u>124,439</u>	<u>124,439</u>
Total Federal Awards			<u>\$1,820,158,208</u>	<u>\$299,479,479</u>	<u>\$ 503,631</u>

**Subtotals of Multiple Awards**

<u>Program Description</u>	<u>Assistance Listing Number</u>	<u>Federal Expenditures</u>
Federal Transit Grants	20.507	233,452,982

METROPOLITAN ATLANTA RAPID TRANSIT AUTHORITY  
NOTES TO THE SCHEDULE OF EXPENDITURES OF FEDERAL AWARDS  
For The Year Ended June 30, 2022

---

**NOTE 1 - REPORTING ENTITY**

The Schedule of Expenditure of Federal Awards (the Schedule) includes expenditures of federal awards for the Metropolitan Atlanta Rapid Transit Authority (MARTA) as disclosed in the notes to the basic financial statements for the year ended June 30, 2022. The information in this Schedule is presented in accordance with the requirements of Title 2 U.S. Code of Federal Regulations Part 200, Uniform Administrative Requirements, Cost Principles, and Audit Requirements for Federal Awards (Uniform Guidance). Because the Schedule presents only a selected portion of the operations of MARTA, it is not intended to and does not present the financial position, changes in net position, or cash flows of MARTA.

**NOTE 2 - BASIS OF ACCOUNTING**

Basis of accounting refers to when revenues and expenditures or expenses are recognized in the accounts and reported in the financial statements, regardless of the measurement focus applied. All proprietary funds are accounted for using the accrual basis of accounting. Expenditures of Federal Awards reported on the Schedule are recognized when incurred.

MARTA has elected not to use the 10-percent de minimis indirect cost rate as allowed under the Uniform Guidance.

Such expenditures are recognized following, as applicable, either the cost principles in OMB Circular A-87, *Cost Principles for State, Local, and Indian Tribal Governments* or the cost principles contained in Title 2 U.S. Code of Federal Regulations Part 200, *Uniform Administrative Requirements, Cost Principles, and Audit Requirements for Federal Awards*, wherein certain types of expenditures are not allowable or are limited as to reimbursement.

**NOTE 3 – MATCHING FUNDS**

MARTA enters into grant agreements with federal agencies to fund various projects. Many of these agreements require MARTA to match a portion of the federal funding with non-federal funds, such as the local funds, which comes from the dedicated 1% local MARTA retail sales and use tax funds collected in DeKalb, Fulton and Clayton counties and the City of Atlanta, and also from the sale of associated sales tax revenue bonds, as required.



METROPOLITAN ATLANTA RAPID TRANSIT AUTHORITY  
 SCHEDULE OF FINDINGS AND QUESTIONED COSTS  
 For The Year Ended June 30, 2022

2022 Annual Comprehensive Financial Report Year Ended June 30, 2022

**SECTION I - SUMMARY OF AUDITOR'S RESULTS**

***Financial Statements***

Type of auditor's report issued on whether the financial statements audited were prepared in accordance with GAAP:

Unmodified

Internal control over financial reporting:

Material weakness(es) identified?

\_\_\_\_\_ Yes        X   No

Significant deficiency(ies) identified?

\_\_\_\_\_ Yes        X   None reported

Noncompliance material to financial statements noted?

\_\_\_\_\_ Yes        X   No

***Federal Awards***

Internal control over major programs:

Material weakness(es) identified?

\_\_\_\_\_ Yes        X   No

Significant deficiency(ies) identified?

\_\_\_\_\_ Yes        X   None reported

Type of auditors' report issued on compliance for major programs:

Unmodified

Any audit findings disclosed that are required to be Reported in accordance with 2 CFR 200.516(a)?

\_\_\_\_\_ Yes        X   No

Identification of major programs:

Assistance Listing Number

Name of Federal Program of Cluster

20.500 / 20.507 / 20.525 / 20.526

Federal Transit Cluster

Dollar threshold used to distinguish between type A and type B programs:

\$ 3,000,000

Auditee qualified as low-risk auditee?

  X   Yes      \_\_\_\_\_ No

**SECTION II - FINANCIAL STATEMENT FINDINGS**

None noted.

**SECTION III - FEDERAL AWARD FINDINGS AND QUESTIONED COSTS**

None noted.



2424 Piedmont Road, NE, Atlanta, Georgia 30324-3330

[itsmarta.com](http://itsmarta.com) | 404-848-5000 | TTY: 404-848-5665 | accessible format: 404-848-4037